

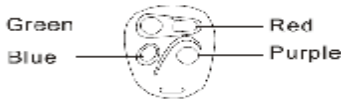
# RKF-1004 INSTRUCTION

## REMOTE FINDER

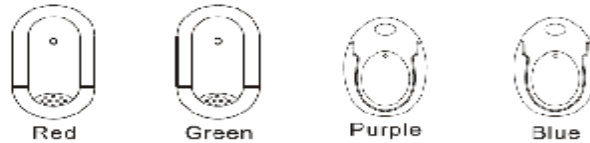
### Introduction:

RKF-1004 remote finder can easily find your forgettable articles quickly , even can help you find your young child or pet at home , garden . When pressing one button on the remote transmitter , the corresponding receiver which has different color will respond with beep sound , then you can locate the articles which you are seeking .

Transmitter :

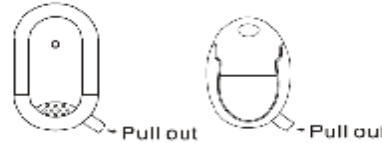


Receiver :



### Installation

1. Pull out the battery insulating tab
2. Attach the receiver on the articles as you like , such as key ring, pets, or attach them on other object such as TV remote , wallet ...etc with double-sided tape or rubber band .



### Operation

When keep pressing one color-coded button on transmitter for 2 seconds , the corresponding receiver will respond with beep sound meanwhile the led on receiver will flash .

### Lower battery warning :

When the battery power for receiver become lower ,it will send continuous sounds to warn you to change the used battery .

### Specification :

Battery: A27 12V (for transmitter ) , CR2032 (for receiver)  
Frequency : 433.92MHz  
Remote distance: 60-80 feet  
Sound Volume: 90-95 dB  
Battery life : 3-6 months

### FCC NOTE:

This device complies with Part 15 of the FCC Rules. Operation is subject to the following two conditions: (1) this device may not cause harmful interference, and (2) this device must accept any interference received, including interference that may cause undesired operation.

### FCC NOTE:

The manufacturer is not responsible for any radio or TV interference caused by unauthorized modifications to this equipment. Such modifications could void the user's authority to operate the equipment.