



Excellence in Compliance Testing

---

## **Certification Exhibit**

**FCC ID: 2ADDK360FLY4K**

**IC: 12404A-360FLY4K**

**FCC Rule Part: 15.247, 15.407**

**IC Radio Standards Specification: RSS-247**

**ACS Project: 16-2006**

**Manufacturer: 360fly, Inc.**

**Model: 360FLY4K**

## **User Manual**



# Quick Start Guide



[www.360fly.com](http://www.360fly.com)



## Your 360fly 4K has landed.

*Build your profile and join the 360° uprising at [360fly.com](http://360fly.com)*

360fly 4K password: \_\_\_\_\_

*[If you're one to forget these types of things, maybe write it here.]*

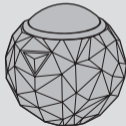


[facebook.com/360fly](https://facebook.com/360fly)

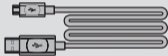


[twitter.com/360fly](https://twitter.com/360fly)

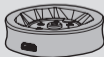
## What's in the tube?



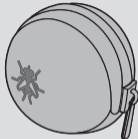
360fly 4K



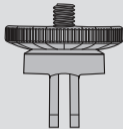
USB Cable



Magnetic Power Cradle



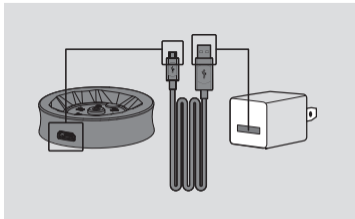
Protective Neoprene Pouch



2-Prong Action Camera Adapter

## Charge.

To charge your camera, insert the USB cable into a USB outlet adapter rated at 1.5A to 2.1A (most tablet charger adapters) and plug it into **360fly 4K's** Power Cradle. Now simply place the camera on its charger. For best results, charge while the device is powered off.



## Let's fly.

**Step 1:** Download the 360fly app. This app is key to capturing your entire world in 360° 4K video. Just search "360fly" in the App Store or Google Play and download it to your mobile device.

Now launch the app and follow the tutorial to set up your camera and build your 360fly profile.

Remember, the app allows your mobile device to serve as your camera's remote and viewfinder, giving you the power to edit, add effects and share clips on the fly.

**Step 2:** Remove your **360fly 4K** from the packaging and place it on its Magnetic Power Cradle while the cradle is plugged into a power source. Let your camera charge for at least 30 minutes.

**Step 3:** Remove your camera from its Power Cradle and turn it on by holding the OnePush button down for 4 seconds.

**Step 4:** Connect your mobile device and **360fly 4K** by tapping the Camera  icon in the app. Now tap the Camera drop down arrow to add or select a camera.



**Step 5:** Follow the in-app directions to name your **360fly 4K**, create a profile and complete your camera's setup, including giving your camera a name you'll love.

**NOTE:** For iOS, exit the app, go to your device's Settings and connect to your camera's Wi-Fi. [Note: The camera's name will be displayed within your device's Wi-Fi list]

**Step 6:** Use the included Action Camera Adapter with all your existing 2-prong mounts on your favorite gear and start capturing and sharing everything around you in immersive, interactive 360° 4K video.

## Keep it clean.

A clean lens means even cleaner, crisper details. **360fly 4K's** lens should be cleaned using a clean, soft cloth. Lens solution, isopropyl alcohol or water can be used for additional cleaning.

## 360fly 4K support, troubleshooting and complete Quick Start and User Guides.

For all your support needs, FAQ answers. User input and additional detail, visit [360fly.com/support](https://360fly.com/support).

## Get the complete guides.

To view and download the complete **360fly 4K** User's Guide, please visit [360fly.com/4KUserGuide](https://360fly.com/4KUserGuide).



[www.360fly.com](http://www.360fly.com)

©2016 360fly, Inc. All Rights Reserved.

360fly, the Fly Icon and 360fly(icon) are trademarks of 360fly, Inc.

All other trademarks are property of their respective owners.

For a complete list of patents, please visit [www.360fly.com/patents](http://www.360fly.com/patents).

Part# AP1000996

## Warranty

Plus Safety Instructions

### **12-Month Limited Warranty**

360fly, Inc. (the Company) warrants to the original retail purchaser of this product that should this product or any part thereof, under normal use and conditions, be proven defective in material or workmanship within 12 months from the date of original purchase, such defect(s) will be repaired or replaced with reconditioned product (at the Company's option) without charge for parts and repair labor.

To obtain repair or replacement within the terms of this Warranty, the product is to be delivered with proof of warranty coverage (e.g. dated bill of sale) specification of defect(s), transportation prepaid. For details and to obtain assistance with an RMA and where to deliver the product, please visit [www.360fly.com/support](http://www.360fly.com/support) for more information.

This Warranty does not apply to any product or part thereof which, in the opinion of the Company, has suffered or been damaged through alteration, improper installation, mishandling, misuse, neglect, accident, or by removal or defacement of the factory serial number/bar code label(s).

The extent of the Company's liability under this Warranty is limited to the repair or replacement provided above and, in no event, shall the Company's liability exceed the purchase price actually paid by the purchaser for the product. The Company assumes no liability for accident, death, injury, or any other loss arising from or resulting from use of the product or any part thereof.

Any action for breach of any warranty hereunder, must be brought within a period of 24 months from date of original purchase.

THIS WARRANTY IS IN LIEU OF ALL OTHER REPRESENTATION OR WARRANTY OF ANY OTHER KIND, EXPRESS OR IMPLIED. EXCEPT AS SPECIFICALLY SET FORTH ABOVE, ALL WARRANTIES, EXPRESS OR IMPLIED, INCLUDING IMPLIED WARRANTIES OF MERCHANTABILITY AND FITNESS FOR A PARTICULAR PURPOSE, ARE EXCLUDED. IN NO CASE SHALL THE COMPANY BE LIABLE FOR ANY CONSEQUENTIAL OR INCIDENTAL DAMAGES FOR BREACH OF THIS OR ANY OTHER WARRANTY. NO PERSON OR REPRESENTATIVE IS AUTHORIZED TO ASSUME ANY LIABILITY FOR THE COMPANY OTHER THAN EXPRESSED HEREIN IN CONNECTION WITH THE SALE OF THIS PRODUCT. SOME STATES DO NOT ALLOW LIMITATIONS ON HOW LONG AN IMPLIED WARRANTY LASTS OR THE EXCLUSION OR LIMITATION OF INCIDENTAL OR CONSEQUENTIAL DAMAGE SO THE ABOVE LIMITATIONS OR EXCLUSIONS MAY NOT APPLY TO YOU. THIS WARRANTY GIVES YOU SPECIFIC LEGAL RIGHTS AND YOU MAY ALSO HAVE OTHER RIGHTS WHICH VARY FROM STATE TO STATE.

### **Product Safety**

Exercise caution. When using your 360fly 4K camera in your active lifestyle, always be aware of your surroundings to avoid injury to yourself and others.

You've been warned. Failure to follow these instructions/warnings could result in fire, electrical shock and other injuries or damage to your 360fly 4K and other property.

Handle this. Your camera contains sensitive components. Do not toss, drop, disassemble, open, crush, roll, deform, shred, kick, microwave, paint, incinerate or insert foreign objects into the camera.

Damage alert. Do not use the 360fly 4K if it has been damaged. For example, if it's cracked, punctured or has

other visible damage.

Charge safely. To avoid shock when charging, do not handle the plug or charger with wet hands.

Attempting to use any charger other than the 360fly 4K's Magnetic Power Cradle can damage the camera. To charge your camera, insert the USB cable into a USB power outlet adapter rated at 1.5A to 2.1A (most table charger adapters), plug the cable into the Power Cradle and simply place the camera on it.

Don't force it. Never force-fit connectors into ports. Check for obstructions and make sure connectors match and are aligned correctly.

Water-wise. Do not dry a wet 360fly 4K using external heat sources such as hair dryers, heater vents, ovens or microwaves. Simply pat dry with a clean, soft cloth or towel.

Helmet warning. If using your camera with a Action Camera Mount on a helmet, always select a helmet that meets the applicable safety standards.

Inspect your helmet to ensure it's in good condition and follow the manufacturer's instructions.

That's glass. Your 360fly 4K's lens is glass. Should it break, care should be taken to avoid cuts or other injuries. Keep out of reach of children.

Running hot and cold. Avoid exposing camera and its internal battery to extreme heat or cold. Very low or high temperatures can shorten the battery's life or stop the camera from working. Avoid instant, dramatic changes in humidity and temperature so condensation doesn't form on or in the camera.

Be smart, legal and cool. Abide by all local laws when using this camera. There may be laws in your jurisdiction related to the use of the camera in a particular way. Some jurisdictions prohibit the use of a video camera as an attachment to certain equipment such as firearms or use in invasions of privacy.

Lithium batteries: A primary battery shall be marked with the word "WARNING" and the following or an equivalent statement: "Risk of fire and burns. Do not recharge, open, crush, heat above (the manufacturer's specified temperature rating), or incinerate." If space does not permit marking on the battery, the marking may be on the smallest unit package.

Do not get the battery wet; water will damage the battery, which could cause an explosion or fire.

Risk of explosion or personal injury if batteries are mutilated, or exposed to conducting materials, liquids, fire, or heat (above 54° C or 130° F). Do not use or recharge damaged rechargeable batteries. Do not mix battery types. Dispose of spent or damaged batteries according to manufacturer instructions and local laws.

#### **FCC Compliance Statement:**

This device complies with part 15 of the FCC rules. Operation is subject to the following conditions:

- (1) This device may not cause harmful interference, and
- (2) This device must accept any interference received, including interference that may cause undesired operation.

#### **FOR CLASS B DEVICES:**



“NOTE: This equipment has been tested and found to comply with the limits for a Class B digital device, pursuant to Part 15 of the FCC Rules. These limits are designed to provide reasonable protection against harmful interference in a residential installation. This equipment generates, uses, and can radiate radio frequency energy and, if not installed and used in accordance with the instructions, may cause harmful interference to radio communications. However, there is no guarantee that interference will not occur in a particular installation. If this equipment does cause harmful interference to radio or television reception, which can be determined by turning the equipment off and on, the user is encouraged to try to correct the interference by one or more of the following measures:

- Reorient or relocate the receiving antenna.
- Increase the separation between the equipment and receiver.
- Connect the equipment into an outlet on a circuit different from that to which the receiver is connected.
- Consult the dealer or an experienced radio/TV technician for help.”

#### RF EXPOSURE

“This equipment complies with FCC radiation exposure limits set forth for an uncontrolled environment. This equipment should be installed and operated with minimum distance 20cm between the radiator and your body. This transmitter must not be co-located or operating in conjunction with any other antenna or transmitter.”

#### **Industry Canada Notice**

Model No.: 360fly4k

FCC ID: 2ADDK360fly4k

IC: 12404A-360fly4k

The device for operation in the band 5150–5250 MHz is only for indoor use to reduce the potential for harmful interference to co-channel mobile satellite systems.

Under Industry Canada regulations, this radio transmitter may only operate using an antenna of a type and maximum (or lesser) gain approved for the transmitter by Industry Canada. To reduce potential radio interference to other users, the antenna type and its gain should be so chosen that the equivalent isotropic ally radiated power (e.i.r.p.) is not more than that necessary for successful communication.

Conformément à la réglementation d'Industrie Canada, le présent émetteur radio peut

fonctionner avec une antenne d'un type et d'un gain maximal (ou inférieur) approuvé pour l'émetteur par Industrie Canada. Dans le but de réduire les risques de brouillage radioélectrique à l'intention des autres utilisateurs, il faut choisir le type d'antenne et son gain de sorte que la puissance isotrope rayonnée équivalente (p.i.r.e.) ne dépasse pas l'intensité nécessaire à l'établissement d'une communication satisfaisante.

This device complies with Industry Canada licence-exempt RSS standard(s). Operation is subject to the following two conditions: (1) this device may not cause interference, and (2) this device must accept any interference, including interference that may cause undesired operation of the device.

Le présent appareil est conforme aux CNR d'Industrie Canada applicables aux appareils radio exempts de licence. L'exploitation est autorisée aux deux conditions suivantes : (1) l'appareil ne doit pas produire de brouillage, et (2) l'utilisateur de l'appareil doit accepter tout brouillage radioélectrique subi, même si le brouillage est susceptible d'en compromettre le fonctionnement.

### **RF Exposure**

Cet équipement est conforme aux limites d'exposition aux radiations établies par la FCC pour un environnement non contrôlé . Cet équipement doit être installé et utilisé à une distance minimale de 20 cm entre le radiateur et votre corps . Cet émetteur ne doit pas être co - située ni fonctionner en conjonction avec une autre antenne ou émetteur.

### **IFETEL Notice**

Model No.: 360fly4k

FCC ID: 2ADDK360fly4k

IC: 12404A-360fly4k

“La operación de este equipo está sujeta a las siguientes dos condiciones: (1) es posible que este equipo o dispositivo no cause interferencia perjudicial y (2) este equipo o dispositivo debe aceptar cualquier interferencia, incluyendo la que pueda causar su operación no deseada.”

**Warning:** Changes and modifications to this device not expressly approved by 360fly Inc. could the user's authority to operate the equipment.