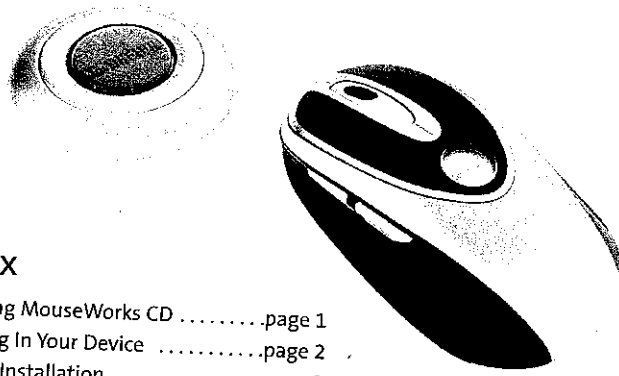


Kensington®

PilotMouse User Manual

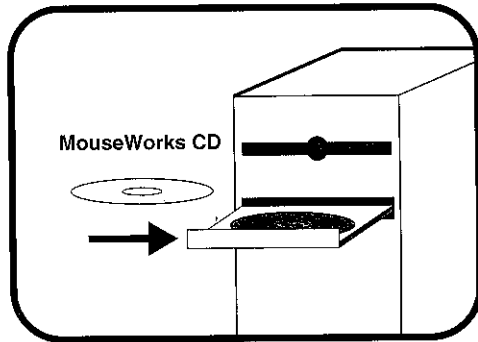


Index

Installing MouseWorks CD	page 1
Plugging In Your Device	page 2
Battery Installation	page 3
Wireless Installation	page 4
Product Specific Features	page 5
Common Troubleshooting Steps	page 6
Comfort Guidelines	page 7
Technical Support	page 8
Warranty Information	page 9-10

Installing MouseWorks CD

Step 1

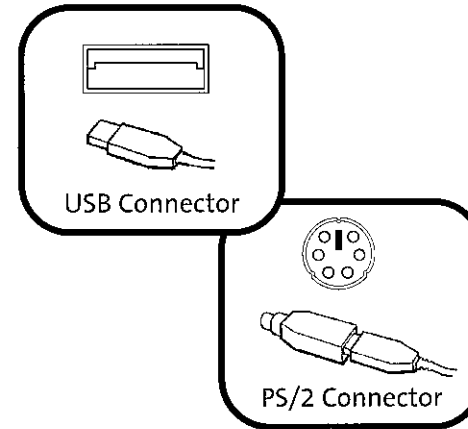


Get the latest and most updated version of MouseWorks which includes bug fixes, updates and the latest peripheral support at our Web site:



Plugging In Your Device

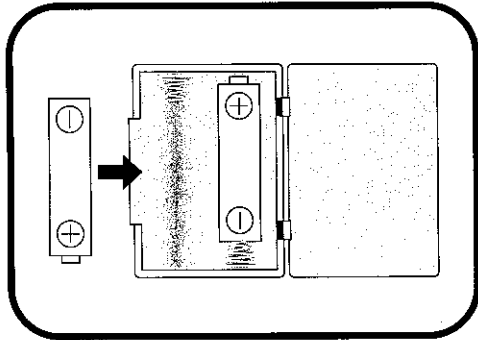
Step 2



Turn off your computer before plugging in ANY PS/2 device.

Battery Installation

Step 3



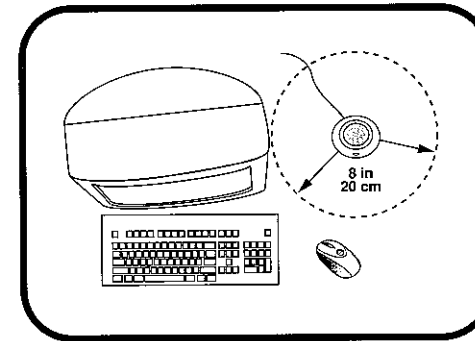
Once batteries are installed click any mouse button to establish a connection (computer must be on).



Average battery life is 2-3 months depending on use.

Wireless Installation

Step 4

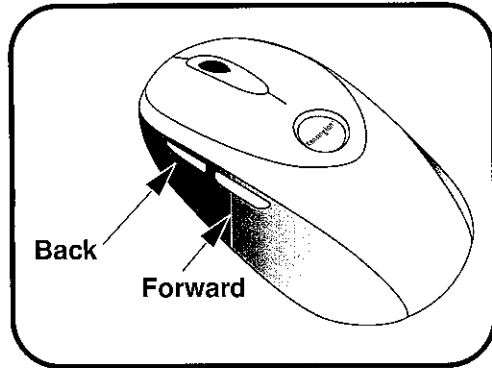


Wireless range is about 6 feet between the mouse and the receiver.



IMPORTANT: This wireless device is similar to an FM radio, by adjusting the antenna you can get better reception. You may also want to experiment with different locations and positions of the receiver.

Product Specific Features



Your mouse features two side buttons that are pre-configured to "Forward" and "Back" in Internet browsers. You can easily change this setting using MouseWorks software.

Common Troubleshooting Steps

1. Plug and re-plug mouse. Make sure to turn off the computer if you are using PS/2 (see page 2 for diagram).
2. Test batteries in another device. If they are low or drained, replace them.
3. Test the device on another computer.
4. Adjust the position of the receiver to improve wireless range. Large metal objects, radio towers, and other environmental factors may hinder wireless range.
5. Some surfaces may "trick" the optical sensor, such as high gloss wood, and reflective surfaces like glass or mirrors. The ideal surface is a bright white surface (such as a piece of paper).

Comfort Guidelines



Please visit HealthyComputing.com for very important safety tips when using this device.

Important: Computer User Health Information

In recent years, medical attention on occupational injuries has identified normal, seemingly harmless activities as a potential cause of a wide range of problems collectively known as Repetitive Stress Injuries (RSI) or Cumulative Trauma Disorders (CTD). It is now recognized that any repetitive motion may contribute to these health problems. As a computer user, you might also be at risk.

By paying attention to the way you perform your work, use your computer and phone, play sports, and work around the house, you can identify the behaviors that may be putting you at risk. If you experience pain, swelling, numbness, or weakness in your wrists or hands (especially during sleep), see your physician immediately. These symptoms could mean that you are developing a repetitive stress injury that requires prompt medical attention. For more detailed information, consult your doctor, www.HealthyComputing.com or a reputable book.

Technical Support

In North America, technical support is available to all registered users of Kensington products. There is no charge for technical support except long distance charges where applicable. **Technical Support Contact information can be found on the back cover of this manual.**

Technical Support Tips:

- You may find the answer to your problem in the Frequently Asked Questions (FAQ) section of the Support area on the Kensington Web site: www.support.kensington.com
- Call from a phone where you have access to your computer.
- Be prepared to provide the following information:
 1. Name, address and telephone number
 2. The name of the Kensington product
 3. Make and model of your computer
 4. Your system software and version
 5. Symptoms of the problem and what led to them

Warranty Information

5-Year Warranty

KENSINGTON TECHNOLOGY GROUP ("KENSINGTON") warrants this PRODUCT against defects in material and workmanship under normal use and service for five years from the original date of purchase. KENSINGTON, at its option, shall repair or replace the defective unit covered by this warranty. Please retain the dated sales receipt as evidence of the date of purchase. You will need it for any warranty service.

In order to keep this warranty in effect, the product must have been handled and used as prescribed in the instructions accompanying this warranty. This warranty does not cover any damage due to accident, misuse, abuse, or negligence. This warranty is valid only if the product is used on the computer or system specified on the product box. Please check product box for details or call technical support.

Repair or replacement, as provided under this warranty, is your exclusive remedy. KENSINGTON shall not be liable for any incidental or consequential damages. Implied warranties of merchantability and fitness for a particular purpose on this product are limited in duration to the duration of this warranty.

Some states/countries do not allow the exclusion or limitation of incidental or consequential damages, so the above limitation or exclusion may not apply to you. Some states/countries do not allow limitations on how long an implied warranty lasts, so the above limitation may not apply to you. This warranty gives you specific legal rights, and you may also have other rights that vary from state to state and country to country.

Federal Communications Commission Radio Frequency Interference Statement

Note: The Kensington Pilot has been tested and found to comply with the limits for a Class B digital device, pursuant to Part 15 of the FCC Rules. These limits are designed to provide reasonable protection against harmful interference in a residential installation. This equipment

Warranty Information (continued)

generates, uses and can radiate radio frequency energy and, if not installed and used in accordance with the instructions, may cause harmful interference to radio communications.

However, there is no guarantee that interference will not occur in a particular installation. If this equipment does cause harmful interference to radio or television reception, which can be determined by turning the equipment off and on, the user is encouraged to try to correct the interference by one or more of the following measures:

- Reorient or relocate the receiving antenna.
- Increase the separation between the equipment and receiver.
- Connect the equipment into an outlet on a circuit different from that to which the receiver is connected.
- Consult the dealer or an experienced radio/TV technician for help.

MODIFICATIONS: Modifications not expressly approved by Kensington may void the user's authority to operate the device under FCC regulations and must not be made.

SHIELDED CABLES: In order to meet FCC requirements, all connections to equipment using a Kensington input device should be made using only the shielded cable provided.

Declaration of Conformity Compliance Statement for the Kensington Pilot

The Kensington Pilot complies with Part 15 of the FCC Rules. Operation is subject to two conditions: (1) This device may not cause harmful interference, and (2) this device must accept any interference received, including interference that may cause undesired operation. As defined in Section 2.909 of the FCC Rules, the responsible party for this device is Kensington Technology Group, 2000 Alameda de las Pulgas, Second Floor, San Mateo, CA 94403, (650) 572-2700.

Contacting Kensington

Troubleshooting information and answers to frequently asked questions are available 24 hours a day on the Kensington Web site at www.support.kensington.com.

Support by Telephone

Technical Support is available by telephone. Please visit www.kensington.com for hours.

US 800-235-6708 or 650-572-2700

Fax 650-572-9675

Canada 800-535-4242

Mexico 52(55)5384-0620

Kensington Technology Group
2000 Alameda de las Pulgas
Second Floor
San Mateo, CA 94403
USA

ACCO Europe
Gatehouse Road
Aylesbury Bucks
HP19 8 DT,
UNITED KINGDOM

ACCO Canada Inc.
5 Precidio Court
Brampton, Ontario L6S 6B7
CANADA

www.kensington.com

This manual is copyright © 2003 Kensington Technology Group, a division of ACCO Brands, Inc. Any unauthorized copying, duplicating, or other reproduction of the contents hereof is prohibited without written consent from Kensington Technology Group. All rights reserved. 05/03
Kensington is a registered trademark of ACCO World Corporation. Mac and Macintosh are registered trademarks of Apple Computer Inc. All other registered and unregistered trademarks are the sole property of their respective owners.

305001250020

901-0466-00