

Kensington®

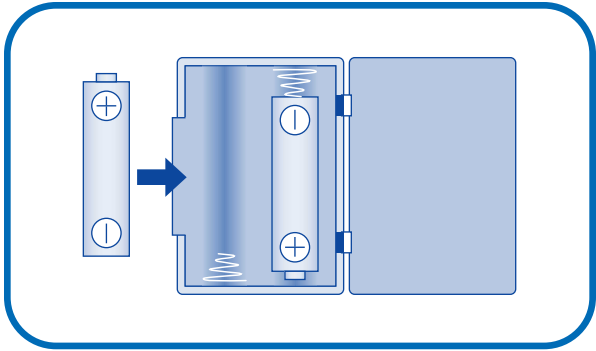
PilotMouse Laser Wireless User Manual



Index

Battery Installation	page 2
Wireless Installation	page 3–4
Common Troubleshooting Steps	page 5
Optional Battery Saving Feature	page 6
Comfort Guidelines	page 7
Technical Support	page 8
Warranty Information	page 9–11

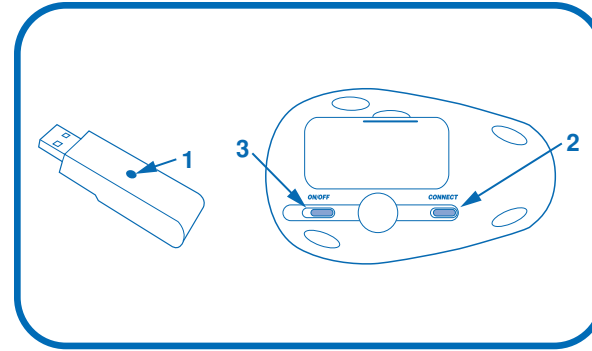
Battery Installation



Please be sure the batteries are installed properly in the mouse. The proper orientation for the batteries is indicated in the battery compartment for each device.

Average battery life for your wireless mouse is 2-3 months, depending on usage. The wireless receiver indicator light will turn red when your batteries are low.

Wireless Installation



To Establish a Wireless Connection:

After placing batteries in the mouse, make sure that the slide switch (3) on the underside of the mouse is in the “on” position.

Plug the USB Wireless Receiver into a USB port on your computer.

Your mouse should now be ready to use.

Re-establishing a Wireless Connection:

If the connection between your mouse and receiver is broken (mouse is in proper working order working with good batteries, and the receiver is installed properly, yet it is not working), or if you are experiencing interference (often detected by erratic or halted cursor movement), you may need to re-establish a wireless connection.

To Re-establish a Wireless Connection:

With the USB receiver in position and mouse turned on, press the “connect” button on the receiver (1), and within 10 seconds, also press the “connect” button on the bottom of the mouse (2). You have now established a new connection for the mouse.

If this does not work, try repeating these steps while holding the mouse close to the receiver. This step may need to be repeated 2–3 times for the mouse to synchronize.

If necessary, repeat this procedure after replacing depleted batteries.



IMPORTANT: This wireless device is similar to an FM radio, the position of your computer and surrounding objects (especially metal objects) may effect your wireless reception and range (average range is approximately 10 meters or 30 feet).



NOTE: Unlike older optical mice, a laser mouse does not emit visible light. Your new mouse will operate correctly even if you do not see a light.

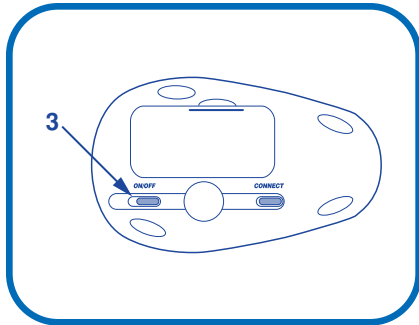
Installing Kensington MouseWorks® software

To access full functionality for your new mouse install Kensington MouseWorks® software. The install is optional; your mouse will function without installing the software.

Common Troubleshooting Steps

1. Unplug and re-plug the receiver. Repeat steps listed on pages 3 & 4 to re-establish a wireless connection
2. Install a fresh set of batteries in the mouse
3. Test the device on another USB port or computer.
4. Some surfaces may “trick” the laser sensor, such as reflective surfaces like glass or mirrors. The laser sensor should perform well on all other surfaces.
5. If you would like to program buttons, have advanced acceleration control or set a rest reminder, please visit www.software.kensington.com to download the latest MouseWorks software. Be sure to install the correct version for your mouse.
6. To establish a wireless connection, see instructions on pages 3 & 4.
7. To save battery power, turn off the mouse when not in use. See instructions on page 6.

Optional Battery Saving Feature



To preserve battery life when not using the mouse for long periods of time, slide the switch (3) to off.

Comfort Guidelines



Please visit HealthyComputing.com for helpful comfort tips when using this device.

**healthy
computing.com**[®]
Visit for free information
on computer ergonomics.

Important: Computer User Health Information

In recent years, medical attention on occupational injuries has identified normal, seemingly harmless activities as a potential cause of a wide range of problems collectively known as Repetitive Stress Injuries (RSI) or Cumulative Trauma Disorders (CTD). It is now recognized that any repetitive motion may contribute to these health problems. As a computer user, you might also be at risk.

By paying attention to the way you perform your work, use your computer and phone, play sports, and work around the house, you can identify the behaviors that may be putting you at risk. If you experience pain, swelling, numbness, or weakness in your wrists or hands (especially during sleep), see your physician immediately. For helpful information, visit www.HealthyComputing.com or a reputable book.

Technical Support

In North America, technical support is available to all registered users of Kensington products. There is no charge for technical support except long distance charges where applicable. Technical Support Contact information can be found on the back cover of this manual.

Technical Support Tips:

- You may find the answer to your problem in the Frequently Asked Questions (FAQ) section of the Support area on the Kensington Website: www.support.kensington.com.
- Call from a phone where you have access to your computer.
- Be prepared to provide the following information:
 1. Name, address, and telephone number
 2. The name of the Kensington product
 3. Make and model of your computer
 4. Your system software and version
 5. Symptoms of the problem and what led to them

5-Year Warranty

KENSINGTON TECHNOLOGY GROUP (“KENSINGTON”) warrants this Kensington PilotMouse Laser Wireless against defects in material and workmanship under normal use and service for five years from the original date of purchase. KENSINGTON, at its option, shall repair or replace the defective unit covered by this warranty. Please retain the dated sales receipt as evidence of the date of purchase. You will need it for any warranty service.

In order to keep this warranty in effect, the product must have been handled and used as prescribed in the instructions accompanying this warranty. This warranty does not cover any damage due to accident, misuse, abuse, or negligence. This warranty is valid only if the product is used on the computer or system specified on the product box. Please check product box for details or call technical support.

Repair or replacement, as provided under this warranty, is your exclusive remedy. KENSINGTON shall not be liable for any incidental or consequential damages. Implied warranties of merchantability and fitness for a particular purpose on this product are limited to the duration of this warranty.

Some states/countries do not allow the exclusion or limitation of incidental or consequential damages, so the above limitation or exclusion may not apply to you. Some states/countries do not allow limitations on how long an implied warranty lasts, so the above limitation may not apply to you. This warranty gives you specific legal rights, and you may also have other rights that vary from state to state and country to country.

Federal Communications Commission Radio Frequency Interference Statement

Note: The Kensington PilotMouse Laser Wireless model no. 72242 has been tested and found to comply with the limits for a Class B digital device, pursuant to Part 15 of the FCC Rules. These limits are designed to provide reasonable protection against harmful interference in a residential installation. This equipment generates, uses and can radiate radio frequency energy and, if not installed and used in accordance with the instructions, may cause harmful interference to radio communications.

However, there is no guarantee that interference will not occur in a particular installation. If this equipment causes harmful interference to radio or television reception, which can be determined by turning the equipment off and on, the user is encouraged to try to correct the interference by one or more of the following measures:

- Reorient or relocate the receiving antenna.
- Increase the separation between the equipment and receiver.
- Connect the equipment into an outlet on a circuit different from that to which the receiver is connected.
- Consult the dealer or an experienced radio/TV technician for help.

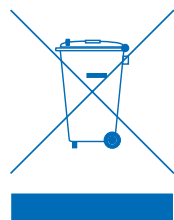
MODIFICATIONS: Modifications not expressly approved by Kensington may void the user's authority to operate the device under FCC regulations and must not be made.

SHIELDED CABLES: In order to meet FCC requirements, all connections to equipment using a Kensington input device should be made using only the shielded cable provided.

Declaration of Conformity Compliance Statement for the Kensington PilotMouse Laser Wireless

The Kensington PilotMouse Laser Wireless model no. 72242 complies with Part 15 of the FCC Rules. Operation is subject to two conditions: (1) This device may not cause harmful interference, and, (2) this device must accept any interference received, including interference that may cause undesired operation. As defined in Section 2.909 of the FCC Rules, the responsible party for this device is Kensington Technology Group, 333 Twin Dolphin Drive, Sixth Floor, Redwood Shores, CA 94065, USA, (800) 535-4242.

The Following information is only for EU-member states:



The use of the symbol indicates that this product may not be treated as household waste. By ensuring this product is disposed of correctly, you will help prevent potential negative consequences for the environment and human health, which could otherwise be caused by inappropriate waste handling of this product. For more detailed information about recycling of this product, please contact your local city office, your household waste disposal service or the shop where you purchased the product.

Contacting Kensington

Troubleshooting information and answers to frequently asked questions are available 24 hours a day on the Kensington Website at www.support.kensington.com.

Support by Telephone

Technical Support is available by telephone.
Please visit www.kensington.com for hours.

U.S. and Canada 800-535-4242
Mexico 52(55)5384-0620



Kensington Technology Group
333 Twin Dolphin Drive
Sixth Floor
Redwood Shores, CA 94065
USA

ACCO Europe PLC
Gatehouse Road
Aylesbury
Bucks, HP19 8DT
UNITED KINGDOM

ACCO Canada Inc.
5 Precidio Court
Brampton, Ontario L6S 6B7
CANADA

www.kensington.com

This manual is copyright © 2005 Kensington Technology Group, a division of ACCO Brands, Inc. Any unauthorized copying, duplicating, or other reproduction of the contents hereof is prohibited without written consent from Kensington Technology Group. All rights reserved. 7/05

Kensington is a registered U.S. trademark of ACCO World Corporation with issued registrations and pending application in other countries throughout the world. MouseWorks is a registered U.S. trademark of ACCO World Corporation. All other registered and unregistered trademarks are the property of their respective owners.