

Declaration of Conformity Compliance Statement for the Kensington PilotMouse Laser Wireless Pro

The Kensington PocketMouse Pro Wireless Laser model no. 72268 complies with Part 15 of the FCC Rules. Operation is subject to two conditions: (1) This device may not cause harmful interference, and, (2) this device must accept any interference received, including interference that may cause undesired operation. As defined in Section 2.909 of the FCC Rules, the responsible party for this device is Kensington Computer Products Group, 333 Twin Dolphin Drive, CA 94065, USA.

International Standards and Safety:

This laser device complies with International Standard IEC 60825-1:2001-08, Class 1 Laser Product and also complies with 21 CFR 1040.10 and 1040.1, except for deviations pursuant to laser Notice Nr. 50, dated Jul 26, 2001:

1. Emission of a parallel beam of infrared user-invisible light;
2. Maximum Power of 716 microwatts CW, wavelength range 832-865 nanometers;
3. Operating temp between 0° C (32° F) to 40° C (104° F). CAUTION: This device has no serviceable parts. Use of controls or adjustments or performance of procedures other than those specified herein may result in hazardous radiation exposure.

Safety and Usage Guidelines

1. In the absence of proper operation and if customer initiated troubleshooting is unsuccessful, switch off device and call Kensington technical support.
2. Do not disassemble product or expose it to liquid, humidity, moisture or temperatures outside the specified operating ranges of 0° C (32° F) to 40° C (104° F).
3. If your product is exposed to out of range temperatures, switch it off and allow temperature to return to the normal operating range.

Contacting Kensington

Troubleshooting information and answers to frequently asked questions are available 24 hours a day on the Kensington Web site at www.kensington.com.

Support by Telephone

Technical Support is available by telephone. Please visit www.kensington.com for hours. U.S. and Canada 800-535-4242
Mexico 52(55)5384-0620

Kensington and ACCO are registered trademarks of ACCO Brands Corporation. The Kensington Promise is a service mark of ACCO Brands Corporation. MouseWorks is a registered U.S. trademark of ACCO Brands Corporation. All other registered and unregistered trademarks are the property of their respective owners.

©2006 Kensington Computer Products Group, a division of ACCO Brands USA LLC. Any unauthorized copying, duplicating, or other reproduction of the contents hereof is prohibited without written consent from Kensington Computer Products Group. All rights reserved. 1/06



The Kensington Promise™

This product comes with a 1-year limited warranty & free technical support.
www.kensington.com
8 0 0 - 2 3 5 - 6 7 0 8

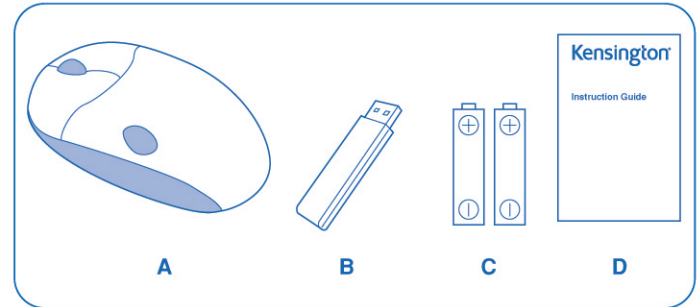


Kensington Computer Products Group
ACCO Brands USA LLC
333 Twin Dolphin Drive, Redwood Shores, CA 94065
Designed in California, U.S.A. by Kensington
Assembled in China
www.kensington.com

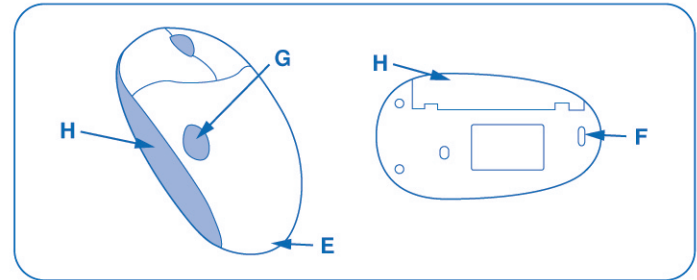
Kensington®

PocketMouse Pro Wireless Laser

Instruction Guide



901-1903-01



Contents

- A** PocketMouse Pro Wireless Laser
- B** USB Wireless Receiver
- C** 2 AA Batteries
- D** Instruction Guide

Components

- E** Battery Cover
- F** Battery Cover Release Latch
- G** USB Storage Release Button
- H** USB Receiver Storage

Getting Started

Your PocketMouse Pro Wireless Laser provides unrivaled precision and convenience.

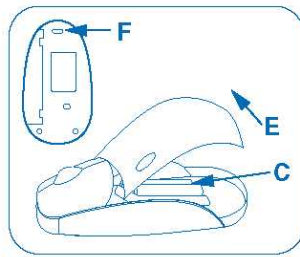
To begin using your PilotMouse Laser Wireless Pro, you will need to:

1. Install the batteries
2. Plug the USB Wireless Receiver into a USB port on your computer. The PocketMouse Pro Wireless Laser will then be ready to use.

Battery Installation

Your PocketMouse Pro Wireless Laser requires two (2) AA batteries (included).

1. Unlock battery cover release latch (F) on the bottom of the mouse.
2. The cover will pop open slightly as it unlocks.
3. With firm grip, pull the battery cover upward and outward (E).
4. Install the included AA batteries (C). Average battery life for your wireless mouse is 9–10 months, depending on usage.

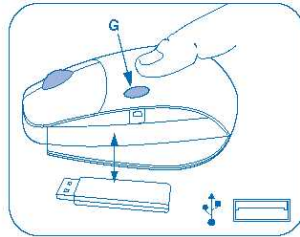


Making a Connection

Your USB Wireless Receiver is stored in the side of the mouse.

1. To open the storage compartment, press firmly on the USB storage release button (G).
2. The side door will open.
3. Remove the USB Wireless Receiver from the storage compartment.
4. Plug the USB Wireless Receiver into any available USB port on your computer.

Your mouse should now be ready to use.



IMPORTANT: This wireless device is similar to an FM radio, the position of your computer and surrounding objects (especially metal objects) may effect your wireless reception and range (average range is approximately 10 meters or 30 feet).

NOTE: Unlike older optical mice, a laser mouse does not emit visible light. Your new mouse will operate correctly even if you do not see a light.

Programming Your Mouse

You may program your mouse buttons by downloading the latest version of MouseWorks® software available at www.software.kensington.com. The install is optional; your mouse will function without installing the software.

Common Troubleshooting Steps

1. Unplug and re-plug the receiver. Establish a new wireless connection.
2. Install a fresh set of batteries in the mouse.
3. Test the device on another USB port or computer.
4. Some surfaces may “trick” the laser sensor, such as reflective surfaces like glass or mirrors. The laser sensor should perform well on almost all other surfaces.
5. If you would like to program buttons, have advanced acceleration control or set a rest reminder, please visit www.software.kensington.com to download the latest MouseWorks software. Be sure to install the correct version for your mouse.

Important: Computer User Health Information

In recent years, medical attention on occupational injuries has identified normal, seemingly harmless activities as a potential cause of a wide range of problems collectively known as Repetitive Stress Injuries (RSI) or Cumulative Trauma Disorders (CTD). It is now recognized that any repetitive motion may contribute to these health problems. As a computer user, you might also be at risk. By paying attention to the way you perform your work, use your computer and phone, play sports, and work around the house, you can identify the behaviors that may be putting you at risk. If you experience pain, swelling, numbness, or weakness in your wrists or hands (especially during sleep), see your physician immediately. These symptoms could mean that you are

developing a repetitive stress injury that requires prompt medical attention. For more detailed information, consult your doctor.

Technical Support

Technical support is available to all registered users of Kensington products. There is no charge for technical support except the cost of the phone call, and long distance charges where applicable. Technical Support Contact information can be found at the end of this instruction guide.

Technical Support Tips

- You may find the answer to your problem in the Frequently Asked Questions (FAQ) section of the Support area on the Kensington Website: www.support.kensington.com.
- Call from a phone where you have access to your computer
- Be prepared to provide the following information:
 - Name, address, and telephone number
 - The name of the Kensington product
 - Make and model of your computer
 - Your system software and version
 - Symptoms of the problem and what led to them

1-Year Limited Warranty

KENSINGTON COMPUTER PRODUCTS GROUP (“KENSINGTON”) warrants this product against defects in material and workmanship under normal use and service for one year from the original date of purchase. KENSINGTON, at its option, shall repair or replace the defective unit covered by this warranty. Please retain the dated sales receipt as evidence of the date of purchase. You will need it for any warranty service. In order to keep this warranty in effect, the product must have been handled and used as prescribed in the instructions accompanying this warranty. This warranty does not cover any damage due to accident, misuse, abuse or negligence. This warranty is valid only if the product is used with the equipment specified on the product box. Please check product box for details or call KENSINGTON technical support.

DISCLAIMER OF WARRANTY

EXCEPT FOR THE WARRANTY PROVIDED HEREIN, TO THE EXTENT PERMITTED BY LAW, KENSINGTON DISCLAIMS ALL WARRANTIES, EXPRESS OR IMPLIED, INCLUDING ALL WARRANTIES OF MERCHANTABILITY AND/OR FITNESS FOR A PARTICULAR PURPOSE. TO THE EXTENT THAT ANY IMPLIED WARRANTIES MAY NONETHELESS EXIST BY OPERATION OF LAW, ANY SUCH WARRANTIES ARE LIMITED TO THE ONE-YEAR DURATION OF THIS WARRANTY. SOME STATES/PROVINCES DO NOT ALLOW LIMITATIONS ON HOW LONG AN IMPLIED WARRANTY LASTS, SO THE ABOVE LIMITATIONS MAY NOT APPLY TO YOU.

LIMITATION OF LIABILITY

REPAIR OR REPLACEMENT OF THIS PRODUCT, AS PROVIDED HEREIN, IS YOUR EXCLUSIVE REMEDY. KENSINGTON SHALL NOT BE LIABLE FOR ANY SPECIAL, INCIDENTAL OR CONSEQUENTIAL DAMAGES, INCLUDING, BUT NOT LIMITED TO, LOST REVENUES, LOST PROFITS, LOSS OF USE OF SOFTWARE, LOSS OR RECOVERY OF DATA, RENTAL OF REPLACEMENT EQUIPMENT, DOWNTIME, DAMAGE TO PROPERTY, AND THIRD-PARTY CLAIMS, ARISING OUT OF ANY THEORY OF RECOVERY, INCLUDING WARRANTY, CONTRACT, STATUTORY OR TORT. NOTWITHSTANDING THE TERM OF ANY LIMITED WARRANTY OR ANY WARRANTY IMPLIED BY LAW, OR IN THE EVENT THAT ANY LIMITED WARRANTY FAILS OF ITS ESSENTIAL PURPOSE, IN NO EVENT WILL KENSINGTON'S ENTIRE LIABILITY EXCEED THE PURCHASE PRICE OF THIS PRODUCT. SOME STATES/PROVINCES DO NOT ALLOW THE EXCLUSION OR LIMITATION OF INCIDENTAL OR CONSEQUENTIAL DAMAGES, SO THE ABOVE LIMITATION OR EXCLUSION MAY NOT APPLY TO YOU. THIS WARRANTY GIVES YOU SPECIFIC LEGAL RIGHTS AND YOU MAY ALSO HAVE OTHER RIGHTS THAT VARY FROM STATE TO STATE AND PROVINCE TO PROVINCE.

RF Technical Specifications

Single Channel RF Frequency 2.402 GHz

Federal Communications Commission Radio Frequency Interference Statement

Note: The Kensington PocketMouse Pro Wireless Laser has been tested and found to comply with the limits for a Class B digital device, pursuant to Part 15 of the FCC Rules. These limits are designed to provide reasonable protection against harmful interference in a residential installation. This equipment generates, uses and can radiate radio frequency energy and, if not installed and used in accordance with the instructions, may cause harmful interference to radio communications.

However, there is no guarantee that interference will not occur in a particular installation. If this equipment causes harmful interference to radio or television reception, which can be determined by turning the equipment off and on, the user is encouraged to try to correct the interference by one or more of the following measures:

- Reorient or relocate the receiving antenna.
- Increase the separation between the equipment and receiver.
- Connect the equipment into an outlet on a circuit different from that to which the receiver is connected.
- Consult the dealer or an experienced radio/TV technician for help.

MODIFICATIONS: Modifications not expressly approved by Kensington may void the user's authority to operate the device under FCC regulations and must not be made.

IMPORTANT NOTE:

FCC Radiation Exposure Statement:

This equipment complies with FCC radiation exposure limits set forth for an uncontrolled environment. End users must follow the specific operating instructions for satisfying RF exposure compliance. This transmitter must not be co-located or operating in conjunction with any other antenna or transmitter.