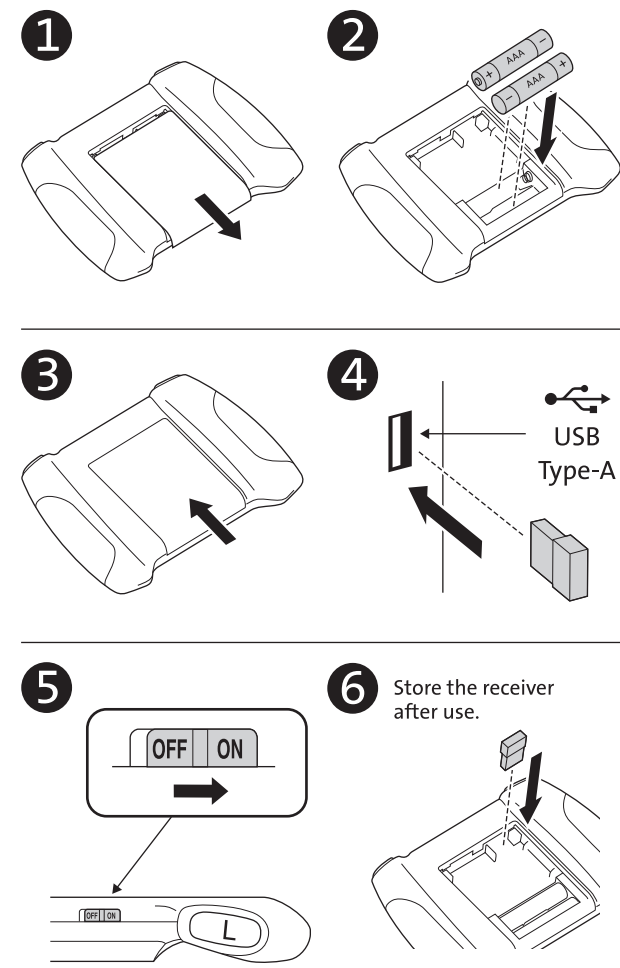


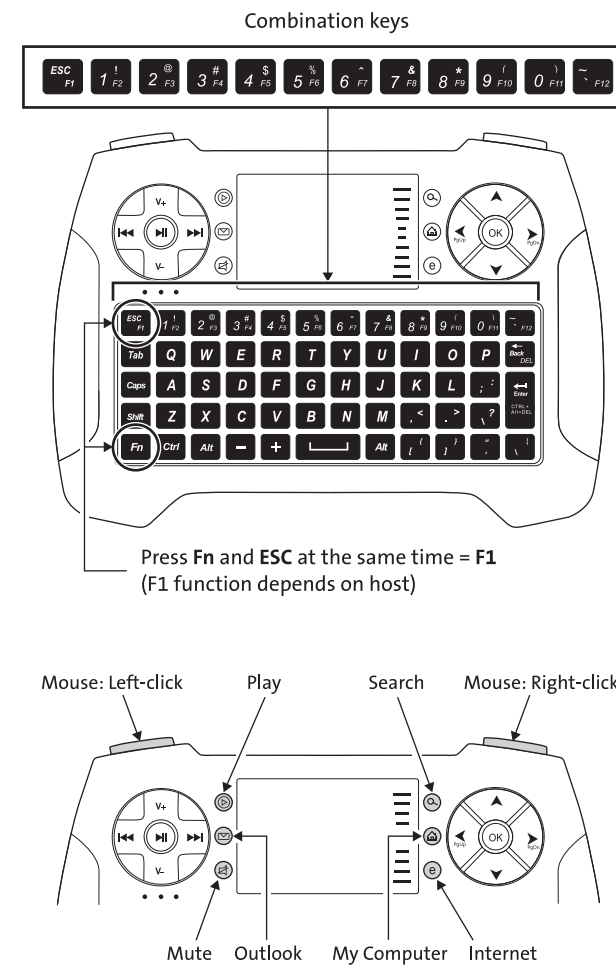
Handheld Wireless Keyboard  
 Folded size: 95 mm X 140 mm  
 Trim size: 475 mm X 140 mm



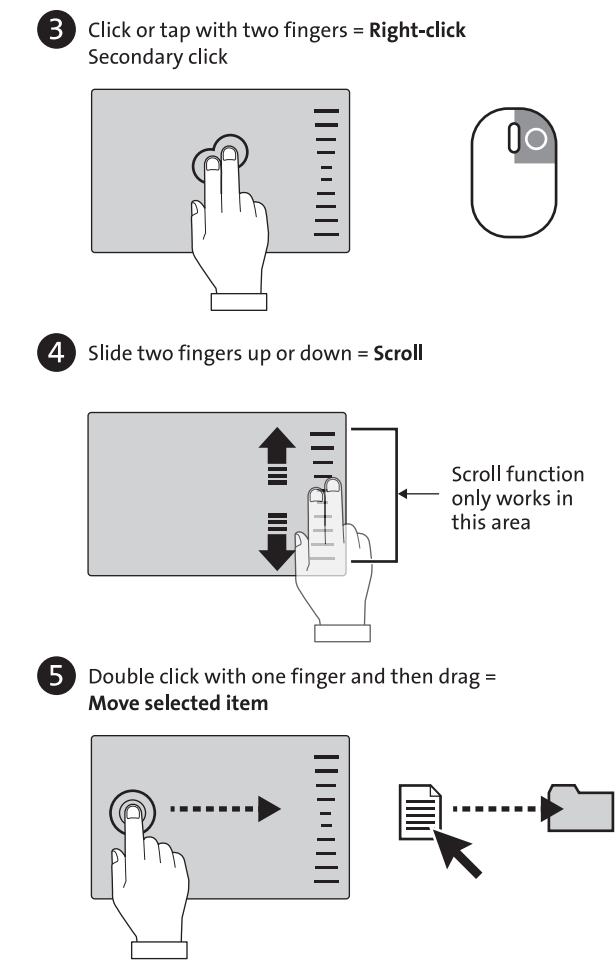
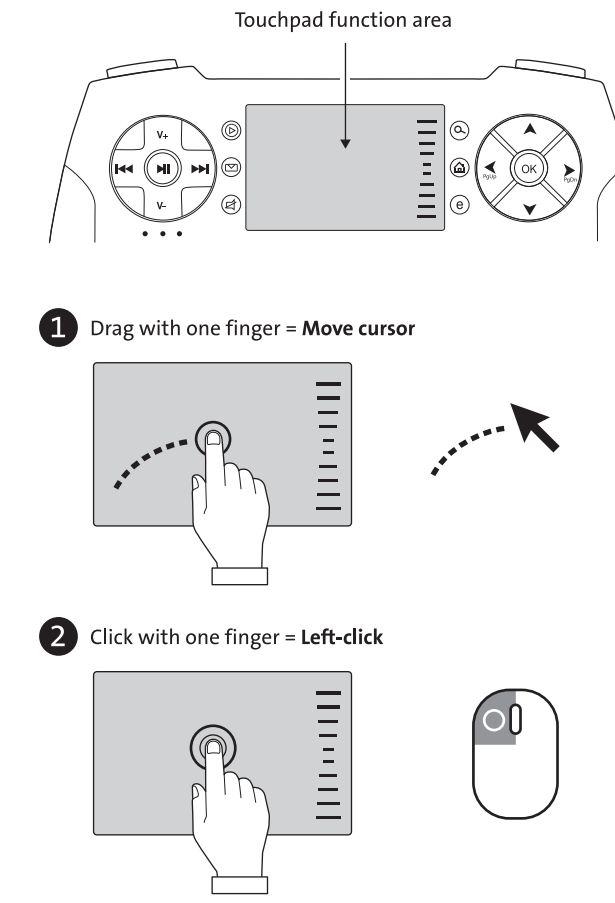
### Function Keys

Includes 16 Function keys

Combination Key	Support Host Function	Remark
Fn + Esc	F1	Esc
Fn + 1	F2	F2
Fn + 2	F3	F3
Fn + 3	F4	F4
Fn + 4	F5	F5
Fn + 5	F6	F6
Fn + 6	F7	F7
Fn + 7	F8	F8
Fn + 8	F9	F9
Fn + 9	F10	F10
Fn + 0	F11	F11
Fn + ~	F12	F12
Fn + Space	Switch Touchpad DPI	
Fn + Back	Delete	
Fn + Enter	CTRL + Alt + DEL	
Fn + ▲	Switch backlight	▲



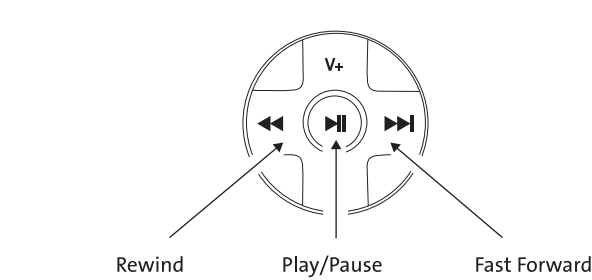
### Touchpad Gestures: 5 Actions



### LED behavior

LED (orange)	Status	LED (blue)	Status
On	Low battery indicator (When voltage is under 2.0V)	On	Power on and stays on during use
Flashes 3X	When waking up from sleep mode (Press any key)		Power off (After one hour of low battery indication)

### Media Player Function Keys



- Windows® 7 and Windows 8.1 (Windows Media Player)**
- The three buttons need to be manually activated before use. (Reason: Default application is Windows Media Player).
- To activate:
- Run WMP on your computer
  - Activate the three buttons
- Windows® 10 (Groove)**
- Default functions
  - No activation is needed before use

### Troubleshooting – Connect to Receiver

- No response (Wireless Keyboard cannot connect to receiver)**
- Check dongle/receiver and ensure it is inserted correctly
- Receiver pairing:**
- Unplug the receiver from your computer.
  - Press Fn + F1.
  - Blue LED starts flashing.
  - Plug receiver into the host again firmly and securely. (Keep Wireless Keyboard close to the host)
  - Blue LED turns on.
  - Paired successfully.



**FEDERAL COMMUNICATION COMMISSION INTERFERENCE STATEMENT**  
 Note: This equipment has been tested and found to comply with the limits for a Class B digital device, pursuant to Part 15 of the FCC Rules. These limits are designed to provide reasonable protection against harmful interference in a residential installation. This equipment generates, uses and can radiate radio frequency energy and, if not installed and used in accordance with the instructions, may cause harmful interference to radio communications. However, there is no guarantee that interference will not occur in a particular installation. If this equipment does cause harmful interference to radio or television reception, which can be determined by turning the equipment off and on, the user is encouraged to try to correct the interference by one or more of the following measures:

- Reorient or relocate the receiving antenna
- Increase the separation between the equipment and receiver
- Connect the equipment into an outlet on a circuit different from that to which the receiver is connected
- Consult the dealer or an experienced radio/TV technician for help

**Modifications:** Modifications not expressly approved by Kensington may void the user's authority to operate the device under FCC regulations and must not be made.

**Shielded Cables:** In order to meet FCC requirements, all connections to equipment using a Kensington input device should be made using only the shielded cables.

**FCC DECLARATION OF CONFORMITY**  
 This product complies with Part 15 of the FCC rules. Operation is subject to the following two conditions:  
 (1) This device may not cause harmful interference, and (2) This device must accept any interference received, including interference that may cause undesired operation. As defined in Section 2.809 of the FCC Rules, the responsible party for this device is Kensington Computer Products Group, 1500 Fashion Island Blvd, 3rd Floor, San Mateo, CA 94404, USA, 800-535-4242.

Country	Phone Number	Country	Phone Number
Australia	1300 881 931	México	55 15 00 57 00
Belgie / Belgique	02 401 2395	Nederland	010 713 1882
Brasil	14 3235-4003	New Zealand	0800 539 26273
Canada	1 800 268 3447	Norway	80017520
中国	400 0684 219	Österreich	0800 677 873
Denmark	80 250966	Polska	22 570 18 00
Deutschland	0692 222 3654	Portugal	800855802
España	911 146 735	Россия	007 495 933 5163
Finland	0800 9 15697	Schweiz / Suisse	044 580 6667
France	01 7671 0404	Singapore	+65-6776-0195
Hong Kong	00852 2823 5130	Sweden	08 5033 6577
Hungary	06 20 9430 612	United Kingdom	0203 364 5390
Ireland	01 431 1395	United States	1 800 535 4242
Italia	02 3604 7030	International Toll	+31 53 484 9135
Japan	+81 04-7129-2135		

Kensington and ACCO are registered trademarks of ACCO Brands. All other registered and unregistered trademarks are the property of their respective owners.  
 © 2018 Kensington Computer Products Group, a division of ACCO Brands. Any unauthorized copying, duplicating, or other reproduction of the contents hereof is prohibited without written consent from Kensington Computer Products Group. All rights reserved. 11/18



K75390 www.kensington.com 901-9656-00



### Handheld Wireless Keyboard

