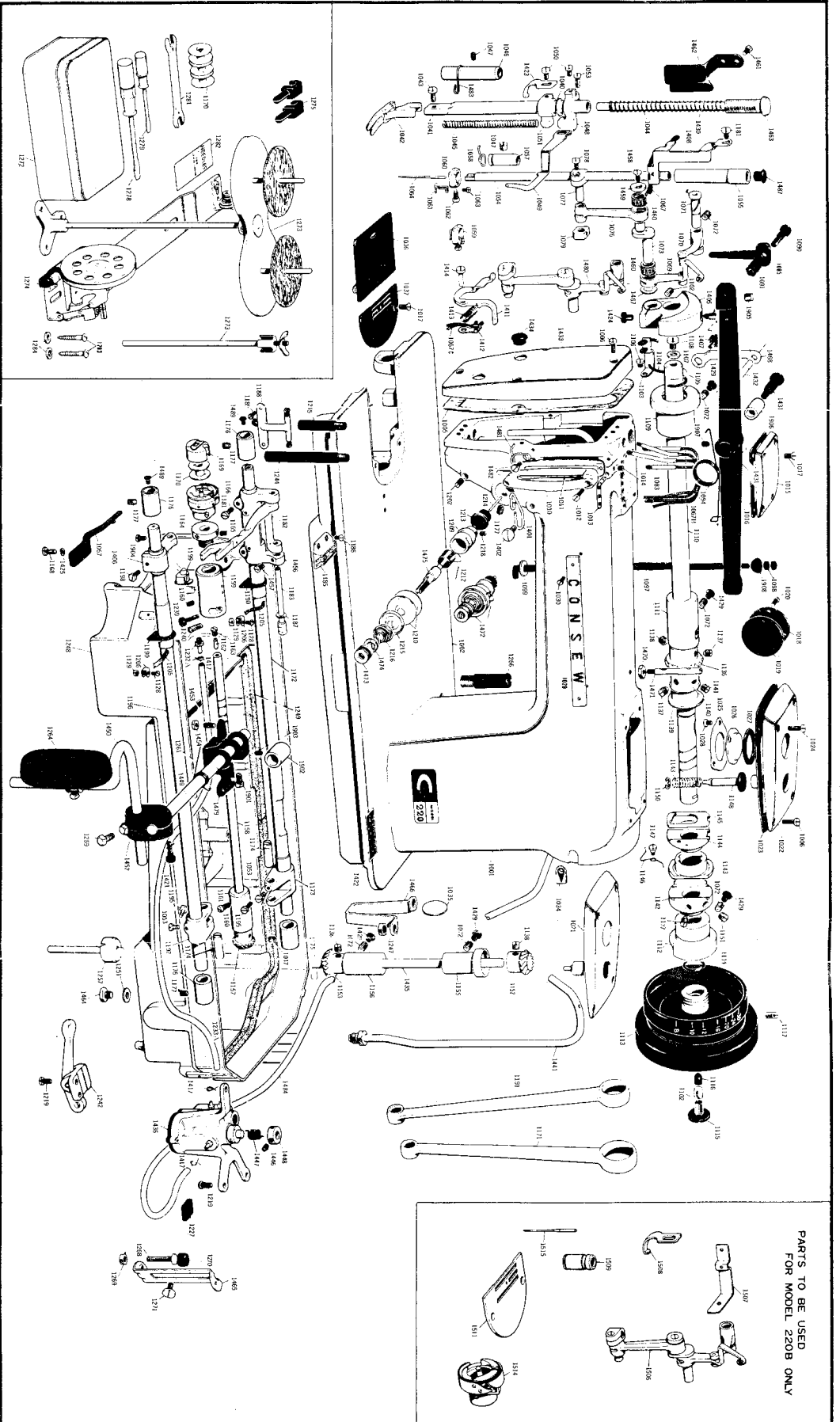


# CONSEW MODEL 220, & 220B

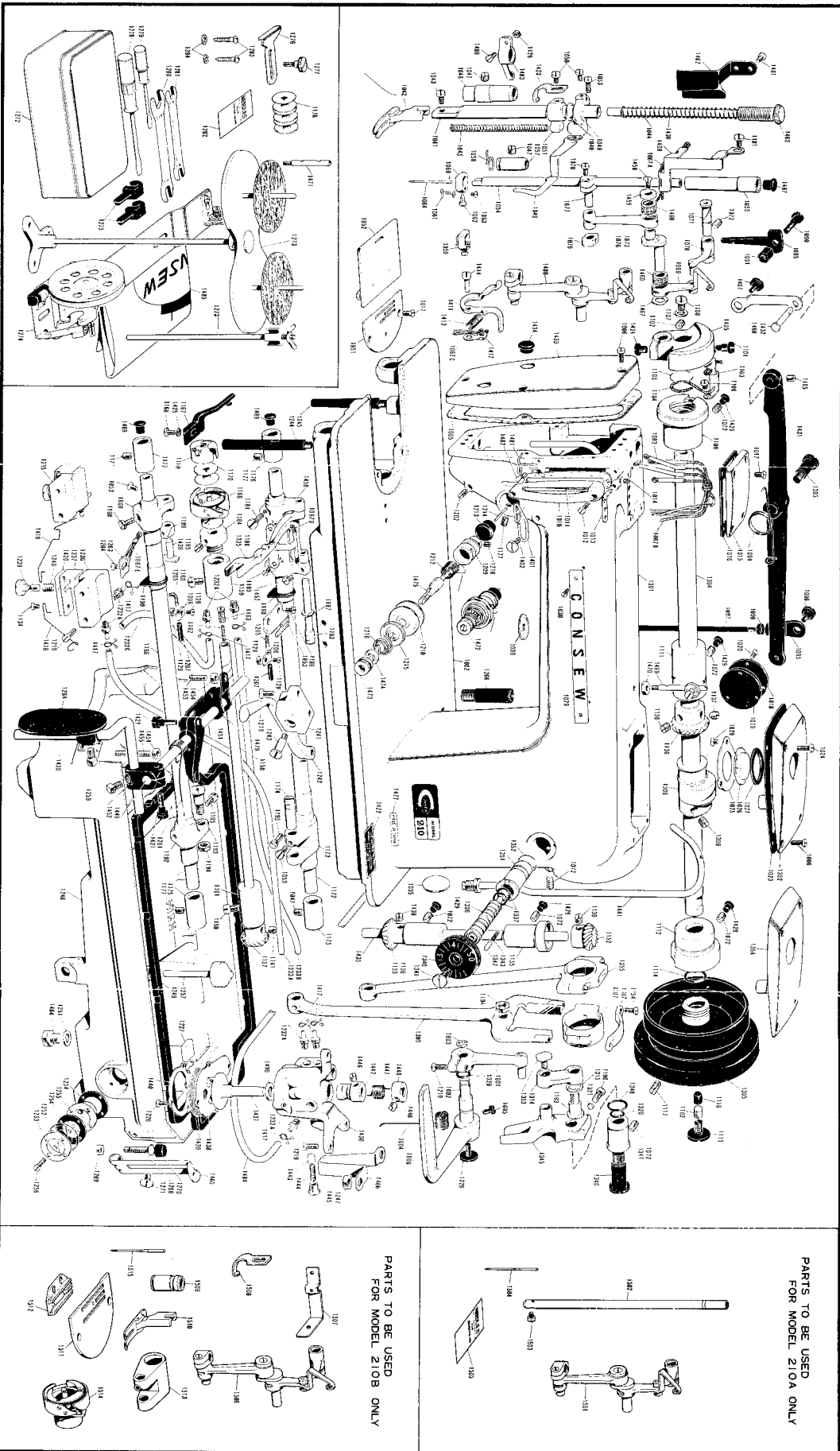


PARTS TO BE USED FOR MODEL 220B ONLY

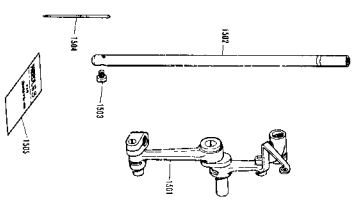
# CONSEW MODEL 220, & 220B

PART NO	PART NAME	PART NO	PART NAME	PART NO	PART NAME	PART NO	PART NAME
1001	ARM ONLY	1097	KNEE LIFTER PULL ROD	1182	THRUST WASHER FOR 1183	1424	CLAMP SCREW FOR 1480
1002	BED ONLY	1098	NUT FOR 1097	1183	OIL SHOCK HOLDER	1425	SPRING WASHER FOR 1188
1005	GASKET FOR 1433	1099	FELT WASHER FOR 1097	1188	RUBBER FLANGE	1429	PLUG FOR SCREW HOLE
1006	SCREW FOR TAKE UP LEVER	1101	SET SCREW FOR 1405	1190	FEED LIFTING CRANK ROD	1430	PRESSURE REGULATOR BAR
1010	GASKET FOR TAKE UP LEVER	1102	RETAINER PLATE FOR 1104	1191	FEED LIFTING BELL CRANK	1431	KNEE LIFTER LEVER
1011	GASKET FOR TAKE UP LEVER	1103	RETAINER PLATE FOR 1104	1192	FEED LIFTING BELL CRANK	1432	KNEE LIFTER BAR
1012	SCREW FOR GUIDE	1104	OIL WICK FOR 1480	1195	SET SCREW FOR 1192 AND 1173	1433	FACE COVER PLATE
1013	THREAD GUIDE WITH THREE HOLES	1105	SPRING FOR 1104	1196	FEED LIFTING SHAFT	1434	FACE COVER PLATE
1014	SET SCREW FOR 1013	1106	SCREW FOR 1103	1198	CLAMP SCREW FOR 1406	1435	VERTICAL SHAFT ONLY
1016	SCREW FOR 1015	1107	SCREW FOR 1015	1199	SLIDING BLOCK COMPLETE FOR 1182	1440	OIL FEED TUBE COMPLETE
1017	BACK COVER PLATE	1108	TOP SHAFT FRONT BRUSHING	1200	OIL WICK FOR FEED SHAFT	1441	OIL FEED TUBE COMPLETE
1018	GASKET FOR 1018	1109	TOP SHAFT ONLY	1206	CONTROL BAND	1442	SPRING JOINT
1019	SCREW FOR 1018	1110	TOP SHAFT CENTER BRUSHING	1208	TENSION BARREL	1448	COLLAR FOR 1447
1020	SCREW FOR 1018	1111	TOP SHAFT REAR BRUSHING	1209	TENSION BARREL	1449	KNEE LIFTER SHAFT
1021	TOP COVER PLATE COMPLETE	1112	HAND WHEEL	1210	TENSION DISC	1450	KNEE LIFTER ARM
1022	TOP COVER PLATE ONLY	1113	PACKING FOR 1113	1212	CHECK SPRING	1452	KNEE LIFTER ARM JOINT
1023	GASKET FOR 1022	1114	CAP SCREW FOR 1113	1213	PACKING FOR 1472 PIN	1453	ADJUST SCREW FOR 1479
1024	GASKET FOR 1022	1115	TOP SHAFT OIL STOPPER	1214	TENSION RELEASE WASHER	1454	NUT FOR 1453
1025	PSAMA FOR 1022	1116	SCREW FOR 1115	1215	TENSION SPRING	1456	FEED BAR BELL CRANK
1026	OIL GAUGE WINDOW	1117	SCREW FOR 1115	1216	SCREW FOR 1475	1457	SET SCREW FOR 1459
1027	PACKING FOR 1026	1118	NUT FOR 1128	1219	SCREW FOR OIL PUMP	1459	THRUST WASHER FOR 1460
1028	SCREW FOR 1025	1119	TOP SHAFT GEAR	1222	MAGNET	1460	BEARING ROLLERS COMPLETE
1029	NAME PLATE	1137	SET SCREW FOR CAM & GEAR	1227	OIL HOSE NIPPLE	1461	SET SCREW FOR 1462
1030	SCREW FOR 1029	1138	SET SCREW FOR 1138	1232A	OIL HOSE	1462	OIL STOPPER
1034	STITCH LENGTH INDICATOR	1139	SET SCREW FOR 1138	1233A	OIL HOSE	1463	PRESSURE REGULATOR SCREW
1035	PLUG FOR BED HOLE	1140	FEED CAM RATCHET	1239	SPRING FOR 1239	1464	DRAIN PLUG
1036	SLIDE PLATE COMPLETE	1141	FEED RASING CAM	1240	KNEE LIFTER RELEASE LEVER	1465	OIL PAN SUPPORT
1037	NEEDLE PLATE	1142	FEED CAM SLIDE BLOCK	1242	COMPLETE	1466	BED LEG RIGHT
1040	PRESSER BAR ONLY	1143	FEED CAM SLIDE BLOCK	1244	BED LEG FRONT	1467	THRUST WASHER FOR 1480
1041	HINGED FOOT COMPLETE	1144	STOP PIN FOR 1139	1247	NUT FOR 1466	1468	KNEE LIFTER PLATE
1042	SCREW FOR 1042	1145	SPRING FOR 1145	1248	OIL PAN ONLY	1470	STOOL PIN
1044	PRESSER SPRING OUTER	1146	SPRING FOR 1146	1249	OIL PAN GASKET	1471	TENSION COMPLETE
1045	PRESSER SPRING INNER	1147	PUSH BUTTON	1251	PACKING FOR 1464	1472	TENSION ADJUSTING KNOB
1046	BUSHING FOR 1041	1148	SPRING FOR 1148	1251	KNEE LIFTER PLUNGER	1473	RATCHET FOR 1473
1047	SET SCREW FOR 1046 & 1057	1149	RETAINING RING FOR 1149	1252	SET SCREW FOR KNEE LIFTER	1474	TENSION STUD
1048	PRESSER BAR GUIDE BRACKET	1150	SET SCREW FOR 1149	1259	SPRING FOR 1479	1475	KNEE LIFTER CONTROLLER
1049	SCREW FOR 1423	1151	VERTICAL SHAFT UPPER GEAR	1261	KNEE LIFTER PAD COMPLETE	1479	TAKE UP LEVER COMPLETE
1050	PRESSER BAR LIFTER	1152	VERTICAL SHAFT LOWER GEAR	1266	GUIDE SLEEVE FOR 1087	1480	TAKE UP LEVER COMPLETE
1051	PRESSER BAR LIFTER	1155	VERTICAL SHAFT UPPER BRUSHING	1268	NUT FOR 1268	1481	SET SCREW FOR 1481
1053	SET SCREW FOR 1048	1156	VERTICAL SHAFT LOWER BRUSHING	1269	OIL PAN CUSHION RUBBER	1482	LOWER CLAMP FOR 1484
1054	NEEDLE BAR ONLY	1157	HOOK SHAFT ONLY	1270	SCREW FOR 1465	1483	OIL RETURN TUBE
1055	NEEDLE BAR UPPER BRUSHING	1158	HOOK SHAFT FRONT BRUSHING	1271	ACCESSORY BOX	1487	RUBBER CAP FOR 1055
1057	NEEDLE BAR LOWER BRUSHING	1159	HOOK SHAFT FRONT BRUSHING	1272	BOBBIN WINDER ASSEMBLY	1489	RUBBER CAP FOR 1172 & 1196
1058	NEEDLE CLAMP COMPLETE	1160	HOOK SHAFT REAR BRUSHING	1273	SPPOOL HOLDER	1491	SET SCREW FOR 479
1059	NEEDLE CLAMP COMPLETE	1161	HOOK SHAFT REAR BRUSHING	1274	BOBBIN WINDER ASSEMBLY	1492	BUSHING FOR 148
1060	NEEDLE CLAMP COMPLETE	1162	SET SCREW FOR 1162	1275	SCREW DRIVER LARGE	1493	SET SCREW FOR 902
1061	NEEDLE CLAMP COMPLETE	1163	OIL DEFLECTOR FOR 1163	1276	SCREW DRIVER SMALL	1495	SET SCREW FOR 191
1062	SCREW FOR 1060	1164	SET SCREW FOR 1164	1281	WRENCH SMALL	1495	SET SCREW FOR 322
1063	SCREW FOR 1061	1165	ROTATING HOOK ASSEMBLY	1282	NEEDLES	1496	BUSHING FOR 1431
1064	E OIL WICK	1166	HOOK RETAINER	1283	WOOD SCREW FOR 1274	1497	SET SCREW FOR 386
1067A	TAKE UP LEVER BODY	1167	BOBBIN CASE ASSEMBLY	1284	WASHER FOR 1283	1498	STOPPER FOR 1087
1070	TAKE UP LEVER LINK	1168	BOBBIN	1401	THREAD GUIDE, RIGHT		
1071	HINGED STUD FOR 1071	1170	FEED ROCK CONNECTOR ROD	1402	SET SCREW FOR 1401		
1072	SET SCREW FOR 1071	1171	FEED ROCK SHAFT	1405	TAKE UP LEVER CRANK		
1073	NEEDLE BAR CRANK CONNECTION	1172	HINGED PIN FOR 1173	1406	FEED LIFTER BELL CRANK		
1076	NEEDLE BAR BRACKET	1173	REAR BUSHING FOR 1172	1408	OIL WICK RETAINER		
1077	CLAMP SCREW FOR 1077	1175	FRONT BUSHING FOR 1172	1411	THREAD TENSION RELEASE		
1079	SLIDING BLOCK FOR 1077	1176	CLAMP SCREW FOR 1452	1412	SPRING FOR 1411		
1083	GUIDE TUBE FOR 1067B	1177	CLAMP SCREW FOR 1452	1413	SHAFT FOR 1411		
1085	PRESSER BAR LIFTER LEVER	1181	FEED BAR SHAFT	1414	OIL HOSE CLIP		
1090	LOCK NUT FOR 1085	1182	FEED BAR SHAFT	1421	CLAMP SCREW FOR 1452		
1091	HINGED SCREW FOR 1431	1183	FEED DOC	1422	NEEDLE SIZE PLATE FOR 1452		
1094	SPRING FOR 1431	1185	SCREW FOR 1185	1423	ADJUST PLATE FOR TENSION RELEASE		

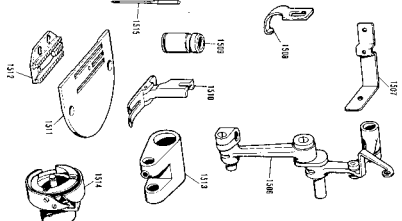
# CONSEW MODEL 210, 210A & 210B



PARTS TO BE USED FOR MODEL 210A ONLY



PARTS TO BE USED FOR MODEL 210B ONLY



# CONSEW MODEL 210, 210A & 210B

PART NO	PART NAME	PART NO	PART NAME	PART NO	PART NAME	PART NO	PART NAME
1062	BED ONLY	1102	SET SCREW FOR 1480	1213	PACKING FOR 1472	1316	FEED REGULATOR DIAI. SHAFT
1065	GASKET FOR 1433	1103	RETAINER PLATE FOR 1104	1214	TENSION RELEASE PIN	1317	OIL SEAL FOR 1316
1066	SCREW FOR 1433	1104	OIL WICK FOR 1480	1215	TENSION RELEASE WASHER	1318	FEED REGULATOR DIAI.
1010	GUARD FOR TAKE UP LEVER	1105	SPRING FOR 1104	1216	TENSION SPRING	1319	LOCK SCREW FOR 1340
1011	GASKET FOR 1010	1106	SCREW FOR 1103	1218	SET SCREW FOR 1475	1342	STOP PIN FOR 1340
1012	GASKET FOR 1010	1107	TOP SHAFT FRONT PACKING	1219	SCREW FOR OIL. PUMP	1343	SPRING FOR 1342
1013	THREADED GUIDE WITH THREE HOLES	1108	TOP SHAFT FRONT BUSHING	1220	MANNET	1345	FEED REGULATOR FORK
1014	SET SCREW FOR 1013	1109	TOP SHAFT FRONT BUSHING	1221	SHIM FOR 1345	1346	BRUSHING FOR 1345
1015	COVER PLATE FOR OIL WELL	1110	TOP SHAFT CENTER BUSHING	1222	OIL HOSE NIPPLE	1348	OIL SEAL FOR 1347
1016	GASKET FOR 1015	1111	TOP SHAFT REAR BUSHING	1223A	OIL HOSE A	1348	OIL SEAL FOR 1347
1017	SCREW FOR 1015	1112	PACKING FOR 1305	1223B	OIL HOSE B	1351	FEED REGULATOR DIAI. BUSHING
1018	BACK COVER PLATE	1114	CAP SCREW FOR 1305	1233C	OIL HOSE C	1352	OIL SEAL FOR 1351
1019	GASKET FOR 1018	1115	TOP SHAFT OIL STOPPER	1233C	OIL HOSE C	1353	CAP SCREW FOR 1314
1020	SCREW FOR 1018	1116	SET SCREW FOR 1305	1236	OIL REGULATOR BODY	1354	TOP COVER PLATE
1021	SCREW FOR 1022	1117	SCREW FOR 1206	1237	OIL REGULATOR VALVE	1355	CRANK ROD COMPLETE
1022	FRAME FOR 1026	1118	SET SCREW FOR 1128	1238	SHIM FOR 1239	1401	THREADED GUIDE. RIGHT
1025	OIL CALICE WINDOW	1119	TOP SHAFT GEAR	1241	BRACKET FOR 1242	1402	SET SCREW FOR 1401
1026	PACKING FOR 1025	1120	TOP SHAFT GEAR	1242	KNEE LIFTER RELEASE LEVER	1407	HINGE SCREW FOR 1401
1027	SCREW FOR 1025	1121	SET SCREW FOR CAN & GEAR	1243	HINGE SCREW FOR 1242	1407	HINGE SCREW FOR 1401
1028	NAME PLATE	1122	VERTICAL SHAFT UPPER GEAR	1244	BED LEG REAR	1408	OIL WICK RETAINER
1030	SCREW FOR 1029	1123	VERTICAL SHAFT LOWER BUSHING	1245	BED LEG REAR	1411	THREADED TENSION RELEASE
1035	PIG FOR BED HOLE	1124	VERTICAL SHAFT LOWER BUSHING	1247	NUT FOR 1466	1412	OIL WICK RETAINER
1040	THROST WASHER FOR 1041	1125	VERTICAL SHAFT LOWER BUSHING	1249	OIL PAN ONLY	1413	SPRING FOR 1411
1041	PRESSER BAR ONLY	1126	HOOK SHAFT GEAR	1249	OIL PAN GASKET	1414	SHAFT FOR 1411
1043	PRESSER BAR COMPLETE	1127	HOOK SHAFT GEAR	1250	MARKER FOR 1466	1418	OIL HOSE SUPPORTER A
1044	PRESSER SPRING. OUTER	1128	HOOK SHAFT FRONT BUSHING	1251	MARKER FOR 1466	1418	OIL HOSE SUPPORTER B
1045	PRESSER SPRING. INNER	1129	HOOK SHAFT FRONT BUSHING	1252	FRAME FOR 1252	1419	OIL REGULATOR PLATE
1046	BUSHING FOR 1041	1130	HOOK SHAFT REAR BUSHING	1253	PACKING FOR 1252	1420	CLAMP SCREW FOR 1451 & 1452
1047	SET SCREW FOR 1046 & 1057	1131	FEEL FOR 1158	1254	OIL CALICE COVER	1421	NEEDLE SIZE PLATE
1048	PRESSER BAR GUIDE BRACKET	1132	SET SCREW FOR 1162	1255	SCREW FOR 1253	1422	ADJUST PLATE FOR TENSION RELEASE
1050	SCREW FOR 1049 & 1423	1133	OIL DELECTOR FOR 1159	1259	SET SCREW FOR KNEE LIFTER	1424	CLAMP SCREW FOR 1480
1051	SET SCREW FOR 1048	1134	ROTATING HOOK ASSEMBLY	1261	SPRING FOR 1481	1425	STUD FOR 1159
1054	NEEDLE BAR ONLY	1135	ROTATING HOOK ASSEMBLY	1264	KNEE LIFTER PAD	1426	STUD FOR 1159
1055	NEEDLE BAR UPPER BUSHING	1136	ROBBIN CASE ASSEMBLY	1264	OIL PAN HOLDING SCREW	1430	PRESSURE REGULATOR BAR
1057	NEEDLE BAR LOWER BUSHING	1137	ROBBIN CASE ASSEMBLY	1269	NUT FOR 1268	1431	KNEE LIFTER BAR
1058	THREADED GUIDE FOR 1057	1138	FEEL HOOK ARM	1270	OIL PAN CUSHION RUBBER	1432	FACE COVER PLATE
1059	NEEDLE CLAMP COMPLETE	1139	FEEL HOOK ARM	1271	SCREW FOR 1485	1433	PLUG FOR 1443
1060	THREADED GUIDE FOR 1060	1140	HINGED PIN FOR 1173	1272	ACCESSORY BOX	1434	VERTICAL SHAFT ONLY
1061	NEEDLE BAR FOR 1060	1141	REAR BUSHING FOR 1172	1274	BOBBIN WINDER ASSEMBLY	1435	OIL PUMP BODY
1064	NEEDLE BAR FOR 1061	1142	CLAMP SCREW FOR 1172	1275	BEARING COMPLETE	1437	OIL PUMP TAPLER
1066	E. OIL WICK	1143	FEEL BAR SHAFT	1278	CLOTH GUIDE THIMB. SCREW	1439	OIL PUMP FILTER
1069	TAKE UP LEVER BODY	1144	FEEL BAR SHAFT	1278	SCREW DRIVER. LARGE	1440	FRAME FOR 1439
1070	TAKE UP LEVER LINK	1145	THRUST WASHER FOR 1183	1279	WRENCH. SMALL	1441	OIL FEED TUBE COMPLETE
1071	HINGED STUD FOR 1070	1146	RUBBER FLANGE	1281	NEEDLES	1442	OIL RETURN CAM SHAFT
1072	SET SCREW FOR 1071	1149	FEED LIFTING BELL. CRANK	1282	WOOD SCREW FOR 1274	1443	PIN FOR 1442
1073	NEEDLE BAR CRANK CONNECTION	1150	FEED LIFTING BELL. CRANK	1284	WASHER FOR 1283	1444	SCREW FOR 1443
1077	NEEDLE BAR BUSHING	1152	NUT FOR 1192	1284	WASHER FOR 1283	1445	SET SCREW FOR 1442
1078	CLAMP SCREW FOR 1077	1154	SET SCREW FOR 1192	1302	TOP COVER PLATE ONLY	1446	SET SCREW FOR 1442
1079	SLIDING BLOCK FOR 1077	1154	FEED LIFTING SHAFT	1304	TOP COVER PLATE ONLY	1448	SOLENOID FOR 1447
1083	GUIDE TUBE FOR 1067B	1156	FEED LIFTING SHAFT	1305	HAND WHEEL	1449	KNEE LIFTER SHAFT
1085	PRESSER BAR LIFTER LEVER	1158	CLAMP SCREW FOR 1608	1306	FEED CAM	1451	KNEE LIFTER LOWER LEVER
1090	HINGE SCREW FOR 1085	1159	SLIDING BLOCK FOR 1355	1307	GUIDE FOR FEED FORK	1452	KNEE LIFTER ARM JOINT
1091	LOOK NUT FOR 1085	1202	SCREW FOR 1414	1308	SET SCREW FOR 1306	1453	ADJUST SCREW FOR 1448
1093	HINGE SCREW FOR 1431	1203	OIL WICK SUPPORT	1309	FEED FORK	1453	NUT FOR 1453
1094	SCREW FOR 1431	1204	SCREW FOR 1203	1314	FEED REGULATOR LINK	1455	ADJUST SCREW FOR 1481
1096	LINK SCREW FOR 1095	1204	SCREW FOR FEED SHAFT	1315	ADJUSTING WASHER FOR 1193	1456	FEED BAR BELL CRANK
1097	KNEE LIFTER PULL ROD	1206	OIL WICK FOR FEED SHAFT	1321	SOFT PILEG FOR 1346	1456	FEED BAR BUSHING
1098	NUT FOR 1097	1207	VINYL SILVEVE FOR 1205	1321	CAP SCREW FOR 1346	1459	THRUST WASHER FOR 1459
1099	FELT WASHER FOR 1097	1209	TENSION BARREL	1326	CAP SCREW FOR 1066	1459	THRUST WASHER FOR 1460
1101	SET SCREW FOR 1405	1210	CHECK SPRING	1328	OIL SEAL FOR 1602	1460	BEARING ROLLERS COMPLETE
		1212		1335	FEED BAR	1461	SET SCREW FOR 1462