



**MONSTER®**

# ROVE

**PORTABLE BLUETOOTH SPEAKER**

**USER MANUAL**


VER. 1.12

MODEL: **MROVE-BK**

# ROVE HIGHLIGHTS



**ACCENT LIGHT**



**CARRYING STRAP**



**2 POWERFUL SPEAKERS**



**BLUETOOTH**



**2 PASSIVE RADIATORS**



**EZ-SYNC FEATURE**

# TABLE OF CONTENTS

Package Contents	4
Controls & Connections	5
Getting Started - Charging The Speaker	7
3.5 mm Aux Input	8
Bluetooth Connection	9
LED Light Functions	10
EZ-SYNC Wireless Connection	11
Specifications	12
Important Safety Instructions	13-14
Help & Troubleshooting	15
FCC Warning Statement	16-17
Limited Warranty	18-19

**FOR QUESTIONS OR TECHNICAL SUPPORT PLEASE CALL: 1-800-976-0677  
OR EMAIL: [support@mymonsteraudio.com](mailto:support@mymonsteraudio.com)**

Please do not return this product to the store. [www.MyMonsterAudio.com](http://www.MyMonsterAudio.com)

# PACKAGE CONTENTS

**1. MONSTER ROVE: Portable Bluetooth Speaker**



**2. 5V/2.1A Micro USB**



**3. Aux Cable**



**4. Carrying Strap**



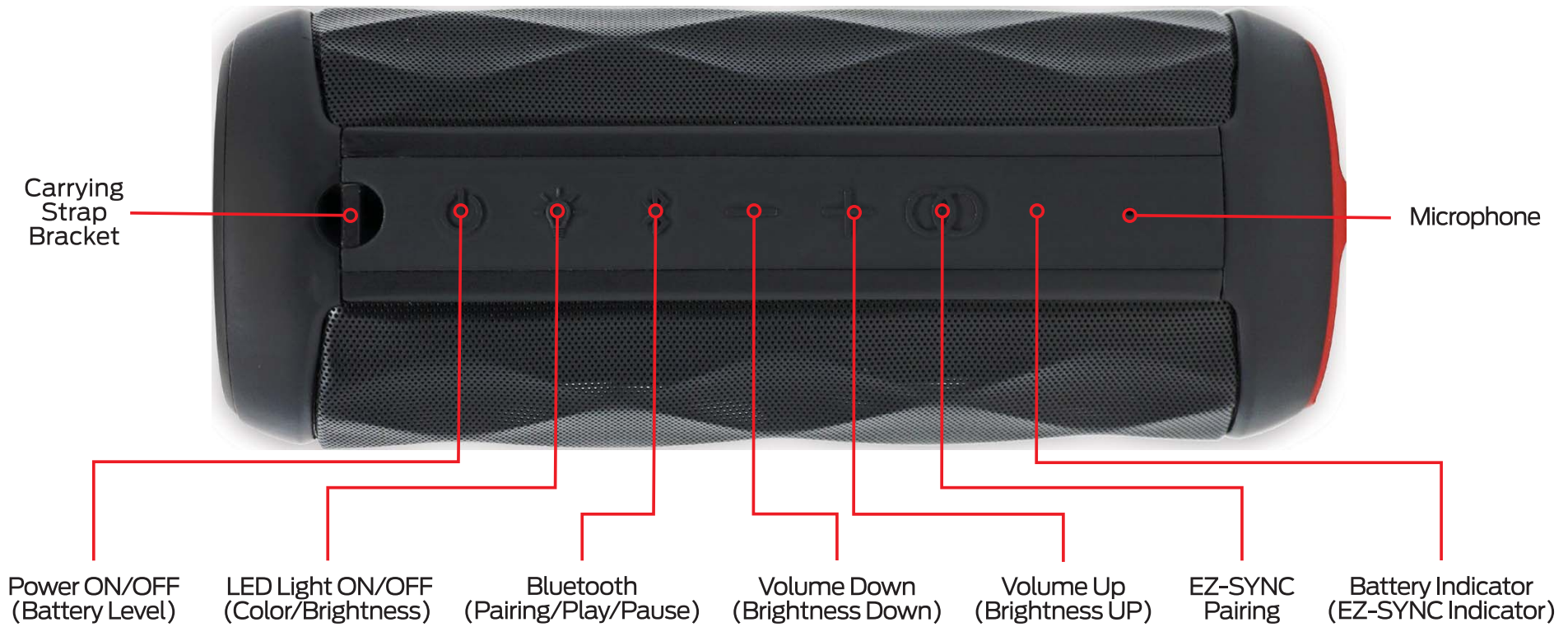
**5. Quick Start Guide**

**6. User Manual (incl. Limited Warranty Statement)**

\*Items shown not to scale

If any items are missing, contact our customer service team at 1.800.976.0677.

# CONTROLS & CONNECTIONS



Back of unit

USB DC In Mount Hole AUX







# GETTING STARTED - CHARGING THE SPEAKER



(Not To Scale)

## BEFORE FIRST USE:

**Charge the unit for 6 hours.**

Connect the speaker to a power outlet to start charging.

## When fully charged

3 WHITE LEDS

Will remain solid




## When low on battery

WHITE LED will flash rapidly.

## To indicate battery level

Press the Power button 

1. Connect the power cable to the Rove speaker.
2. Plug the power cable into a wall outlet.
3. **Press and hold the Power button** 
4. Rove will enter Bluetooth Pairing mode automatically. Pair with your Bluetooth device.



When not in use, the speaker will enter standby mode after 10 minutes of inactivity.

---

## 3.5MM AUX INPUT (Cable Included)

1. Ensure the speaker is turned on
2. Plug a the 3.5mm cable into the AUX port
3. Connect your audio device to the AUX cable to play your music.
4. Control volume on the speaker.



For best sound it is recommended to turn the volume on your mobile device up.




## POWER BANK (Cable Not Included)

Use the speaker as a power bank to charge your mobile phone or other device via the Rove's USB charging port.





## BLUETOOTH CONNECTION

1. Place the Bluetooth device and speaker within pairing distance (~3 feet).
2. Press and Hold the Bluetooth button for 3 seconds to enter pairing mode (**BLUE LED around power button  will flash**).
3. Search for Bluetooth connections on your device. Select "MONSTER ROVE"
4. The speaker will confirm connection with an audible message (**BLUE LED will turn solid**).



**ROVE must be in Bluetooth Pairing Mode (Blue LED Flashing) to connect to device.**

---

## LED LIGHT FUNCTIONS

### Turning Light ON/OFF




**Press & Hold** the Light button  to turn the LED lights on or off.

### Changing Colors

**Press** the Light button  to cycle through the different colors available.




### Changing Light Brightness

While Pressing & Holding the Light button , Press the Volume Up button  to increase brightness, or Press the Volume Down button  to decrease brightness.

## EZ-SYNC CONNECTION



### Connect with EZ-SYNC

1. Connect music device to one speaker via Bluetooth, this will be the Transmitting speaker.  
(page 9 for reference)
2. Press and Hold the EZ-SYNC button  for 3 seconds on the Transmitting speakers to enter sync mode (**WHITE LED next to EZ-SYNC button will flash**). Transmitting speaker will automatically search for the nearest EZ-SYNC compatible speaker to connect to.
3. Both speakers are connected when EZ-SYNC light stays solid.
4. Speakers can be no further than 30ft apart for EZ-SYNC to work



# SPECIFICATIONS

General	
Input(s)	Bluetooth 4.2   AUX   EZ-SYNC   Micro USB   USB
Buttons	ON/OFF   Light   Bluetooth   Volume Down/UP   EZ-SYNC
LED Indicators	EZ-SYNC (White)   AUX (Blue)   Bluetooth (Blue)   Battery (White x3)
Power Input	5V/2.1A Micro USB
Power Saving	Auto off after 10 min.
Speaker Power	10W x 2
Drive(s)	2' Driver x 2
THD + Noise	<10%
Cabinet Material	Plastic
Dimensions (W x H x D)	W 3" x H 7.25" x D 3"
Weight	1.25 lbs

Operating Temperature	
Operating Temperature Range	32F° - 104F°
Operating Humidity Range	40~90% RH
Storage Temperature Range	-13F° to 158F°

## IMPORTANT SAFETY INSTRUCTIONS

1. **Read all instructions** and save them for personal reference in the future.
2. **Follow all directions** for operating the product.
3. **Heed all warnings** on the product and in the operation instructions.
4. **Clean with a dry cloth only.** Always unplug the product from any power source before cleaning.
5. **Do not use third-party attachments** or non-recommended accessories with this product.
6. **Do not place product on an unstable surface,** such as a cart, stand, tripod, table, etc.  
Unstable surfaces may cause the product to fall and cause serious injury to people and serious damage to the product. Follow all manufacturer instructions for mounting and accessories.
7. **Do not block or cover ventilation slots.** Openings in the product cabin ensure reliable operation and prevent overheating. Avoid placing on beds, sofas, and rugs, or mounting on racks or bookcases, unless proper ventilation is provided.
8. **Do not use plug incorrectly.** The product may come with a polarized, alternating-current line plug (one blade is wider/larger than the other). This is a safety feature: the plug will only go into outlet receptacles one way. Do not force the plug. If the plug does not fit, contact your electrician to replace the outlet.
9. **Prevent power cord hazards.** Route cords to avoid walking on them or pinching them, especially at plug ends and connection points to the product & power outlets.



## IMPORTANT SAFETY INSTRUCTIONS (CONTINUED)

10. **Unplug power cord when not in use.** The product should not be plugged into a power source when not in use for long periods of time.
11. **Do not use this product near bodies of water.** The product is not waterproof and cannot be fully submerged in water. Power cords and electric currents should never be exposed to water.
12. **Do not set up near heat sources.** Avoid radiators, stoves, heat registers, amplifiers, and other devices that produce heat. Avoid long exposure to sunlight and high temperatures.
13. **Refer all service to qualified personnel.** If the product becomes damaged during use or encounters a malfunction, contact qualified service personnel. Do not attempt to service yourself.
14. **To use wirelessly, disconnect AC plug completely.** The plug must be completely disconnected from the power outlet.
15. **Do not stand, sit, jump or strike** the ROVE with sharp objects. The product may break and not function.



## HELP & TROUBLESHOOTING

No power / Will not turn on	Press the battery indicator button to check the current battery level. Plug into a power source and charge the speaker.
No sound playing	<ul style="list-style-type: none"><li>• Increase the volume on source device, press <b>Volume Up (+)</b>. Ensure device is not muted.</li><li>• Increase the volume on speaker, press <b>Volume Up (+)</b>.</li><li>• Ensure speaker is properly paired with the source device.</li><li>• Press Play/Pause button on speaker.</li><li>• If source device is outside Bluetooth range move speaker closer.</li></ul>
Smartphone / Tablet remote app isn't working	Ensure phone or tablet is properly paired with the ROVE speaker.
LED button is flashing red	Please charge by plugging directly into wall outlet. Ensure that charging cable is not damaged.

**For additional help please contact our support team at:**

**Phone:** Telephone: 1-800-976-0677

**Email:** [support@mymonsteraudio.com](mailto:support@mymonsteraudio.com)

**Hours of Operation:**

Monday - Friday: 7:00 am - 4:00 pm (PST)

Saturday - Sunday: CLOSED

## FCC WARNING STATEMENT

This device complies with Part 15 of the FCC Rules. Operation is subject to the following two conditions: (1) This device may not cause harmful interference, and (2) this device must accept any interference received, including interference that may cause undesired operation.

NOTE 1: This equipment has been tested and found to comply with the limits for a Class B digital device, pursuant to part 15 of the FCC Rules. These limits are designed to provide reasonable protection against harmful interference in a residential installation. This equipment generates, uses and can radiate radio frequency energy and, if not installed and used in accordance with the instructions, may cause harmful interference to radio communications. However, there is no guarantee that interference will not occur in a particular installation. If this equipment does cause harmful interference to radio or television reception, which can be determined by turning the equipment off and on, the user is encouraged to try to correct the interference by one or more of the following measures:


- Reorient or relocate the receiving antenna.
- Increase the separation between the equipment and receiver.
- Connect the equipment into an outlet on a circuit different from that to which the receiver is connected.
- Consult the dealer or an experienced radio/TV technician for help.

NOTE 2: Any changes or modifications to this unit not expressly approved by the party responsible for compliance could void the user's authority to operate the equipment.

### IC WARNING

This device complies with Industry Canada's licence-exempt RSSs. Operation is subject to the following two conditions: (1) This device may not cause interference; and (2) This device must accept any interference, including interference that may cause undesired operation of the device.

Le présent appareil est conforme aux CNR d'Industrie Canada applicables aux appareils radio exempts de licence. L'exploitation est autorisée aux deux conditions suivantes: (1) l'appareil ne doit pas produire de brouillage, et (2) l'utilisateur de l'appareil doit accepter tout brouillage radioélectrique subi, même si le brouillage est susceptible d'en compromettre le fonctionnement.



A lightning flash and arrowhead within an equilateral triangle denotes the presence of insulated “dangerous voltage” within the product’s enclosure. The voltage may be of sufficient magnitude to constitute a risk of electric shock to persons who come into contact with it.



An exclamation point within an equilateral triangle denotes the presence of important operation & maintenance/ service instructions.

# WARNING

Prevent fire and shock hazards. Do not use extension cords or outlets that expose plug blades. Do not expose cables and plugs to rain or moisture.

Do not attempt to perform any servicing that is not included in the operating instructions. Do not attempt to replace the battery, as incorrect installation can cause fire or explosion. For service, contact qualified service personnel.

Do not remove cover or back of product. There are no user-serviceable parts inside. Attempting to modify controls or performance beyond manufacturer specifications may result in hazardous exposure to radiation.



# LIMITED WARRANTY

Model: **MROVE-BK**

This Monster-branded product, marketed as new, in the original carton to the original purchaser (“Product”), is warranted by Russell Distribution Company, LLC against manufacturing defects in materials and workmanship for a limited warranty period of Ninety (90) Days for Labor and One (1) year for Parts. This Limited Warranty is conditioned upon proper use of Product by you, the Purchaser.

This Limited Warranty does not apply to store display products and product sold as a ‘marked down” special, in as is condition, ‘close outs”, “liquidation and clearance sales”, “open box”, products missing accessories, or no fault found.

Proof of purchase in the form of a Bill of Sale, Receipt or Receipted Invoice is evidence the Product is within the limited warranty period. The Bill of Sale, Receipt or Receipted Invoice must be presented as a pre-condition to obtaining the limited warranty service.

This limited warranty begins on the original date of purchase and is valid only on Products purchased through authorized dealers and used In the United States, and Puerto Rico, by the original Purchaser. To receive warranty service, the Purchaser must first contact us for problem determination and service procedures. The original dated bill of sale, receipt or receipted invoice must be presented upon request as proof of purchase.

We will repair your product or if repairs cannot be made, we will replace it at no charge with the same or similar product. If the Product is defective as specified in this limited warranty during the limited warranty period, we may use new or remanufactured parts to repair the Product. All replaced parts and products become our property and must be returned to us. Replacement parts and products assume the remaining original limited warranty, or ninety (90) days, whichever is longer.

Product freight must be prepaid by you, the original Purchaser and shipped in either its original packaging or packaging affording an equal degree of protection. We will not be responsible for or obligated to replace damaged Products.

If the Product is received damaged, it is your responsibility as the consumer to file a claim against the carrier. We will only store the damaged Product for 30 days and reserve the right, in our sole discretion, to dispose of the damaged Product or ship it back to you at your expense after 30 days.

This limited warranty covers manufacturing defects in materials and workmanship encountered in normal, and except to the extent otherwise expressly provided for in this statement noncommercial use of this Product, and shall not apply to the following, including, but not limited to: Damage which occurs in shipment; delivery and installation; applications and uses for which this Product was not intended; altered Product or serial numbers; cosmetic damage or exterior finish: accidents, abuse, neglect, fire, water, lightning or other acts of nature; use of products, equipment, systems, utilities, services, hardware, supplies, accessories, applications, installations, repairs, external wiring or connectors not supplied or authorized by us or the manufacturer, which damage this Product result in service problems: incorrect electrical line voltage, fluctuations and surges: customer adjustments and failure to follow operating instructions, cleaning, maintenance and environmental instructions that are covered and prescribed in the instruction book; reception problems and distortion related to noise, echo, interference or other signal transmission and delivery problems; burned-in images. Uninterrupted or error-free operation of the Product is not warranted.

THERE ARE NO EXPRESS OR IMPLIED WARRANTIES OTHER THAN THOSE LISTED AND DESCRIBED ABOVE, AND NO WARRANTIES WHETHER EXPRESS OR IMPLIED, INCLUDING, BUT NOT LIMITED TO, ANY IMPLIED WARRANTIES OF MERCHANTABILITY OR FITNESS FOR A PARTICULAR PURPOSE, SHALL APPLY AFTER THE EXPRESS WARRANTY PERIODS STATED ABOVE, AND NO OTHER EXPRESS WARRANTY OR GUARANTEE GIVEN BY ANY PERSON, FIRM OR CORPORATION WITH RESPECT TO THIS PRODUCT SHALL BE BINDING ON US. REPAIR OR REPLACEMENT AS PROVIDED UNDER THIS LIMITED WARRANTY IS YOUR EXCLUSIVE REMEDY AS THE CONSUMER. WE SHALL NOT BE LIABLE FOR ANY INCIDENTAL, OR CONSEQUENTIAL DAMAGES FOR BREACH OF ANY EXPRESS OR IMPLIED WARRANTY ON THIS PRODUCT; EXCEPT TO THE EXTENT PROHIBITED BY APPLICABLE LAW, ANY IMPLIED WARRANTY OF MERCHANTABILITY OR FITNESS FOR A PARTICULAR PURPOSE ON THIS PRODUCT IS LIMITED FOR THE DURATION OF THIS LIMITED WARRANTY THIS LIMITED WARRANTY SHALL NOT EXTEND TO ANYONE OTHER THAN THE ORIGINAL PURCHASER OF THIS PRODUCT, IS NONTRANSFERABLE AND STATES YOUR EXCLUSIVE REMEDY.

Some states do not allow limitations on how long an implied warranty lasts, or the exclusion or limitation of incidental or consequential damages, so the above limitations or exclusions may not apply to you. This limited warranty gives you specific legal rights, and you may also have other rights, which vary from state to state. Any provision contained herein which is found contrary to state or local laws shall be deemed null and void and the remaining provisions shall continue in full force and effect.

To obtain warranty service:

**Telephone: 1-800-976-0677**  
**Email: [support@mymonsteraudio.com](mailto:support@mymonsteraudio.com)**