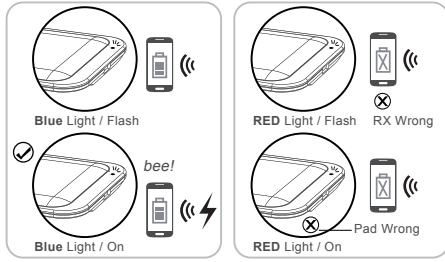


LED Indicator Light

This device also comes with 2 LEDs for wireless charge status indicated.



Wireless Charging Pad

INSTRUCTION BOOKLET

Thank you for purchasing an Adam Elements wireless charging pad! Before using your new device, please carefully read this instruction booklet so that you can use your new device safely and fully enjoy all of its features. Be sure to keep this instruction booklet in a safe place for later reference.

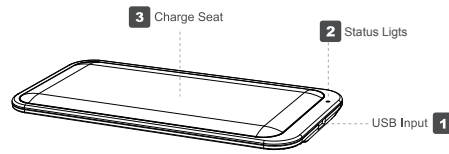
Product Features



Wireless Charging Pad

- Slim and light
- Qi compatible
- Self-adaptation auto-charge
- Foreign object detection
- Charge status indicate
- Over temperature detection

Wireless Charging Pad



Product Specifications

Brand: Adam Elements
 Model Name: Ponte AirPad Wireless Charging Pad
 Model Number: AEP-WCPP1
 Power Input: 5V / 1.8A Power Output: 5V / 1A
 Charge frequency: 110-205 KHZ Receive Distance: 5mm
 Product Dimensions: L139mm x W68mm x H7.4mm
 Product Weight: Approx. 62g
 Operating Temperature: 0°C to 45°C
 Compatible with qi
 Accessories: Micro-USB Cable, Product Conformity Certificate, Instruction Booklet And Repair Card
 Warranty: 1Year Insurance: US\$300,000.

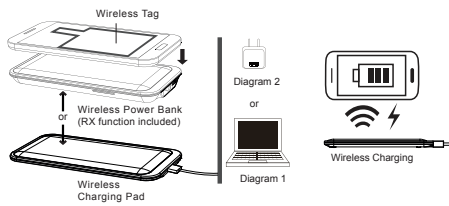
低功率電波輻射性電機管理辦法 (930322)

第十二條
 經型式認證合格之低功率射頻電機，非經許可，公司、商號或使用者均不得擅自變更頻率、加大功率或變更原設計之特性及功能。

第十四條
 低功率射頻電機之使用不得影響飛航安全及干擾合法通信；經發現有干擾現象時，應立即停用，並改善至無干擾時方得繼續使用。前項合法通信，指依電信法規定作業之無線電通信。低功率射頻電機需忍受合法通信或工業、科學及醫療用電波輻射性電機設備之干擾。

How to Use the Device

- Power on the Device with a 5V / 2A USB power adapter as Diagram 1. or through a computer connection as show in Diagram 2.
- Bio-Color LED (RED/BLUE) inductor will light up while system power on.



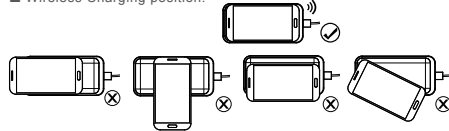
Operating Notes

Before using this device please read the instruction booklet packaged with the device.

- Do not under any circumstances use the device in an environment hotter than the allowable temperature range or while the device is wet.
- Please avoid placing the device in direct sunlight. Keep away from fire and heat sources.
- Please do not submerge the device in water or place the device in fire.
- Please do not strike, throw, or attempt to open the device.
- Keep out of the reach of infants and children.
- Please do not allow children to use the device without adult supervision.
- Please use an appropriate adapter when charging the device.
- Note that the battery should not be reverse-charged.
- Extended periods without use can cause the battery to degrade. Please allow the battery to fully charge and discharge at last once every 3 months.
- Store the device in a dry environment when not in use for extended periods of time.
- When disposing of the device, please make sure to do so properly at a battery recycling station. Do not dispose in the trash.

How to Use the Device

- System will be into stand-by mode and keep Blue LED Flash in periodically.
- Put charging machine in charging seat, it will start charging regardless of place and direction, at this moment, Blue LED will keep ON and buzzer alarm.
- Try to put it near the charging centre as close as possible. When the charge is almost finish but not yet, it will stop charging, it is normal.
- Wireless Charging position.



Adam Wireless Charging Pad Product warranty card

Our company would like to thank you, the customer, for purchasing our product. The effective warranty period for this product begins on the day of purchase.

Warranty Period:
 12 months from the date of purchase

Services Provided at No Extra Charge:
 Within the warranty period, any problems with the quality of the product will be fixed free-of-charge. The official stamp of the seller of the product and the product's valid serial number are required for this free repair service.

Charged Services – Non-gratuitous services fall under the following circumstances:
 Lack of a valid Repair Card or incorrect information on the Repair Card
 Invalid serial number or lack of a product serial number or a serial number not consistent with the information on the Repair Card
 Inoperability resulting from human actions (including actions such as striking the device, dropping in water, etc.)
 Inoperability resulting from force majeure events (including uncontrollable disasters and events such as lightning strikes, fires, floods, etc.)
 Using the product in any way that is contrary to the instructions provided

Adam Wireless Charging Pad Product warranty card

Name of Purchaser :	Phone Number :
Product Serial Number :	
Date of Purchase :	
Name of Seller :	
Repair Log :	

Attention: Please keep this Product Repair Card handy to ensure that you will be able to have the device repaired if necessary.

Federal Communication Commission Interference Statement

This equipment has been tested and found to comply with the limits for a Class B digital device, pursuant to Part 15 of the FCC Rules. These limits are designed to provide reasonable protection against harmful interference in a residential installation. This equipment generates, uses and can radiate radio frequency energy and, if not installed and used in accordance with the instructions, may cause harmful interference to radio communications. However, there is no guarantee that interference will not occur in a particular installation. If this equipment does cause harmful interference to radio or television reception, which can be determined by turning the equipment off and on, the user is encouraged to try to correct the interference by one or more of the following measures:

- Reorient or relocate the receiving antenna.
- Increase the separation between the equipment and receiver.
- Connect the equipment into an outlet on a circuit different from that to which the receiver is connected.
- Consult the dealer or an experienced radio/TV technician for help.

FCC Caution: Any changes or modifications not expressly approved by the party responsible for compliance could void the user's authority to operate this equipment.

This device complies with Part 15 of the FCC Rules. Operation is subject to the following two conditions: (1) This device may not cause harmful interference, and (2) this device must accept any interference received, including interference that may cause undesired operation.

IMPORTANT NOTE:

FCC Radiation Exposure Statement:

This equipment complies with FCC radiation exposure limits set forth for an uncontrolled environment. This equipment should be installed and operated with minimum distance 10cm between the radiator & your body.