



# Tru-Form Media™ 1600

## Wireless Ergonomic Keyboard



Model: WKB-1600UB

# QuickGuide

English

www.adesso.com

### LIMITED WARRANTY

Adesso provides a one year limited warranty for all of its products against defects in material and workmanship.

During this period, Adesso will repair or replace any product which proves to be defective. However, Adesso will not warranty any product which has been subject to improper freight handling, shipping abuse, neglect, improper installation or unauthorized repair. The warranty will not cover products installed with components not approved by Adesso and products where the sealed assembly trace has been broken.

If you discover a defect, Adesso will, at its option, repair or replace the product at no charge to you provided you return it during the warranty period with freight charges pre-paid to Adesso. Before returning any product, you must obtain a Return Merchandise Authorization number (RMA). This RMA # must be clearly marked on the outside of the package you are returning for warranty service. Be certain to also include your name, shipping address (no PO Boxes), telephone number, and a copy of the invoice showing proof of purchase in the package.

### SUPPORT

We have listed most of our FAQ's (Frequently Asked Questions) at: <http://www.adesso.com/faqs.asp>. Please visit our FAQ Service & Support pages before you contact our E-mail or Telephone Support.

**Email Support:** If our FAQ's do not help you resolve your issues, please email [support@adesso.com](mailto:support@adesso.com).

**Telephone Support:**  
Toll Free: (800) 795-6788  
9:00AM to 5:00PM PST Monday - Friday

### INTRODUCTION

The Adesso Wireless Ergonomic Keyboard offer users an advanced input device with ergonomic design, multifunctional features and a wireless range of up to 30 feet. The design of this keyboard with splitted key zones and gently sloped encourages natural position of hands, wrists, and forearm in maximum comfort for long use. The new chiclet keycap with its larger keycap surface makes typing easier and blends in with the keyboard to make a stylish design.

### SPECIFICATIONS

- Wireless Technology: 2.4GHz RF Wireless Technology
- Working Range: Up to 30 feet (10m)
- Battery Type: (2) AAA Batteries
- Keyboard Layout: 104-Key US
- Key Type: Membrane
- Keyboard Hotkeys: 17 Hotkeys (Windows, Internet and Multimedia)
- Keyboard Indicators: Battery Low, Num Lock & Caps Lock
- Keyboard Dimensions: 19.8" x 8.3" x 1" (503 x 212 x 25 mm)

### REQUIREMENTS

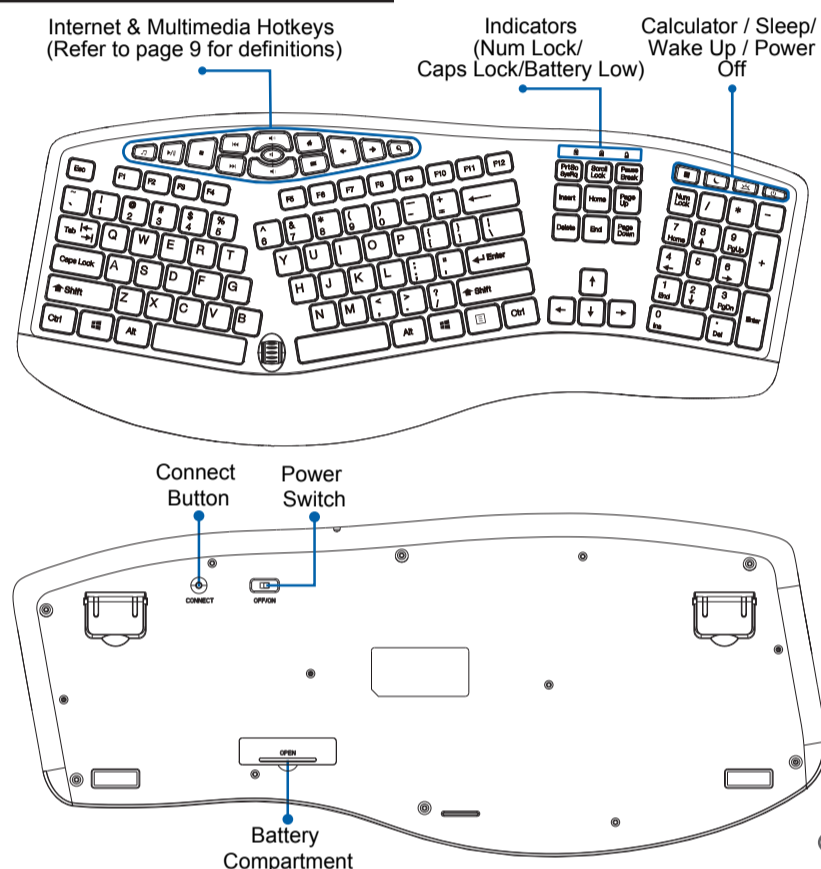
- Operating System: Windows® 7 & above
- Connectivity: USB for Wireless Receiver

### CONTENTS



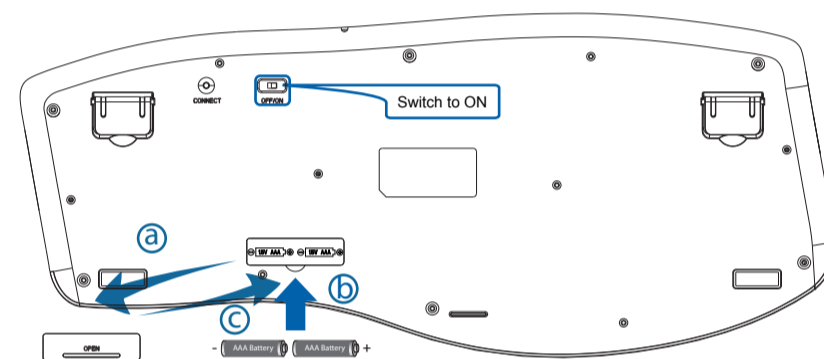
- A** Wireless Keyboard
- B** Wireless Receiver
- C** AAA Batteries (2)
- D** Quick Start Guide

### KEYBOARD DESCRIPTION

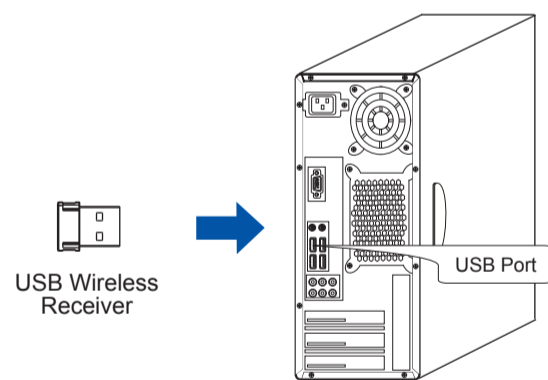


### INSTALLATION

1. Procedure of changing your batteries:
  - a) Remove battery cover from keyboard battery compartment
  - b) Insert (2) AAA batteries into device.
  - c) Close the battery compartment cover.
2. Turn both the keyboard power switch to ON.



2. Turn ON your computer and let Windows load completely.
3. Plug the USB Wireless Receiver into the USB port of your computer.



4. Receiver will automatically connect with wireless keyboard. Now, they are ready to be used.

### NOTE:

Windows will detect the driver automatically. No driver required.

### TIPS:

- When the Battery Low LED is ON, it means that the device requires to change the batteries.
- We suggest to turn "OFF" the devices when leaving your desk for more than an hour to save battery life for longer lasting use.

### TROUBLESHOOTING

If wireless keyboard cannot be operated, please try the following:

1. Make sure you have inserted two AAA batteries inside the battery compartment correctly. Switch the device to ON.
2. Make sure you have connected the USB receiver correctly to the computer's USB ports. Move the devices 1 foot away from the receiver in order to avoid interference while pairing connection.
3. Press CONNECT once on the bottom of devices within 15 seconds after plugging USB receiver to computer.

**Note:** Wireless phone, routers and other devices that uses 2.4GHz frequency, might cause interference with wireless keyboard and mouse. Please relocate such wireless appliances away from your keyboard and mouse.

### HOTKEY DEFINITIONS

Key	Action	Description
	Music	Launches default media player application
	Play/Pause	Play or pauses track in multimedia software
	Stop	Stops track from playing in multimedia software
	Previous Track	Takes you to previous track in multimedia software
	Next Track	Takes you to next track in multimedia software
	Volume Down	Decreases computer main volume
	Volume Up	Increases computer main volume
	Mute	Mutes computer main volume
	Home	Accesses Homepage
	Email	Launches default email application
	Back	Back to the previously viewed webpage
	Forward	Go to the next viewed webpage
	Search	Launches Search Bar
	Calculator	Launches Calculator
	Sleep	Sets computer to sleep mode
	Wake Up	Wakes computer up
	Power Off	Shuts down computer

**Federal Communication Commission Interference Statement**  
This equipment has been tested and found to comply with the limits for a Class B digital device, pursuant to Part 15 of the FCC Rules. These limits are designed to provide reasonable protection against harmful interference in a residential installation. This equipment generates, uses, and can radiate radio frequency energy and, if not installed and used in accordance with the instructions, may cause harmful interference to radio communications. However, there is no guarantee that interference will not occur in a particular installation. If this equipment does cause harmful interference to radio or television reception, which can be determined by turning the equipment off and on, the user is encouraged to try to correct the interference by one or more of the following measures:

- Reorient or relocate the receiving antenna.
- Increase the separation between the equipment and receiver.
- Connect the equipment into an outlet on a circuit different from that to which the receiver is connected.
- Consult the dealer or an experienced radio/TV technician for help.

**FCC Caution:**  
This device complies with Part 15 of the FCC Rules. Operation is subject to the following two conditions: (1) This device may not cause harmful interference, and (2) this device must accept any interference received, including interference that may cause undesired operation.

**Non-modification Statement:**  
Changes or modifications not expressly approved by the party responsible for compliance could void the user's authority to operate the equipment.

### IC Statement

This device complies with Industry Canada licence-exempt RSS standard(s).

Operation is subject to the following two conditions:

- (1) This device may not cause interference, and
- (2) This device must accept any interference, including interference that

may cause undesired operation of the device.

Le présent appareil est conforme aux CNR d'Industrie Canada applicables aux appareils radio exempts de licence.

L'exploitation est autorisée aux deux conditions suivantes:

- (1) l'appareil ne doit pas produire de brouillage, et
- (2) l'utilisateur de l'appareil doit accepter tout brouillage radioélectrique subi, même si le brouillage est susceptible d'en compromettre le fonctionnement.