

(2) this device must accept any interference received, including interference that may cause undesired operation.

FCC Caution

Any changes or modifications not expressly approved by the party responsible for compliance could void the user's authority to operate this equipment.

IEEE 802.11n operation of this product in the U.S.A. is firmware-limited to channels 1 through 11.

Wireless Radio Use

This device is restricted to indoor use when operating in the 5.15 to 5.25 GHz frequency band.

Important note

FCC Radiation Exposure Statement:
To satisfy FCC and IC exposure requirements, a separation distance of at least 20 cm (8 inches) should be maintained between the antenna of this device and persons during device operation. Operations at closer than this distance are not recommended.
The antenna used for this transmitter must not be co-located in conjunction with any other antenna or transmitter.

Note to US model owner

To comply with US FCC regulation, the country selection function has been completely removed from all US models.

The availability of some specific channels and/or operational frequency bands are country dependent and are firmware programmed at the factory to match the intended destination. The firmware setting is not accessible by the end user.

Industry canada (ic) notices

English

Under Industry Canada regulations, this radio transmitter may only operate using an antenna of a type and maximum (or lesser) gain approved for the transmitter by Industry Canada.
To reduce potential radio interference to other users, the antenna type and its gain should be so chosen that the equivalent isotropically radiated power (e.i.r.p.) is not more than that necessary for successful communication.

This device complies with Industry Canada licence-exempt RSS standard(s). Operation is subject to the following two conditions: (1) this device may not cause interference, and (2) this device must accept any interference, including interference that may cause undesired operation of the device.

French

Conformément à la réglementation d'Industrie Canada, le présent émetteur radio peut fonctionner avec une antenne d'un type et d'un gain maximal (ou inférieur) approuvé pour l'émetteur par Industrie Canada.
Dans le but de réduire les risques de brouillage radioélectrique à l'intention des autres utilisateurs, il faut choisir le type d'antenne et son gain de sorte que la puissance isotrope rayonnée équivalente (p.i.r.e.) ne dépasse pas l'intensité nécessaire à l'établissement d'une communication satisfaisante.

Le présent appareil est conforme aux CNR d'Industrie Canada applicables aux appareils radio exempts de licence. L'exploitation est autorisée aux deux conditions suivantes : (1) l'appareil ne doit pas produire de brouillage, et (2) l'utilisateur de l'appareil doit

accepter tout brouillage radioélectrique subi, même si le brouillage est susceptible d'en compromettre le fonctionnement.

Radiation Exposure Statement

Cet appareil est conforme aux limites d'exposition aux rayonnements de la IC CNR-102 définies pour un environnement non contrôlé. Afin d'éviter la possibilité de dépasser les limites d'exposition aux fréquences radio de la IC CNR-102, la proximité humaine à l'antenne ne doit pas être inférieure à 20cm (8 pouces) pendant le fonctionnement normal.

Wireless Radio Use

Cet appareil est restreint à usage en intérieur pour la bande de fréquence 5.15-5.25 Ghz.

European union

AIRTAME ApS declares that this equipment is in compliance with the essential requirements and other provisions of Directive 2014/53/EU.

The full Declaration of Conformity can be found at airtame.com/support/ce-marking.

Waste management of AIRTAME follows the WEEE Directive 2012/19/EU and the RoHS recast Directive 2011/65/EU. More information can be found at airtame.com/terms.

Airtame 2 is designed by

AIRTAME ApS, airtame.com/about

FVIN: cyw89342-dfs.clm_blob

www.airtame.com

FC CE RoHS

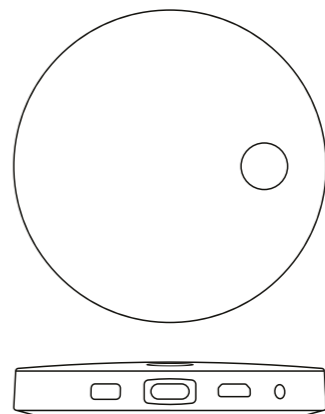


Airtame 2

Contents

How to use, safety, regulatory and warranty information

For more information, visit airtame.com/support



What's in the box?

Airtame 2

The Airtame 2 is connected with the Aircord USB Type C.

Aircord

Y-shaped cable splitting from USB Type C into HDMI and USB Type A. HDMI is plugged into the HDMI port on the TV / projector. The USB A is plugged into the Power Supply. The USB C is plugged into the Airtame 2.

Power supply

The Power supply is required to power the Airtame 2. Use only the power supply provided with this Airtame 2, or other approved Airtame powering accessories.

Important: The Airtame 2 should not be powered by plugging the USB A into the TV / projector. It is not an adequate power source and is not recommended.

Magnetic wall mount

The magnetic wall mount can be magnetically fixed to the Airtame 2 from the back, and is used for mounting the Airtame 2.

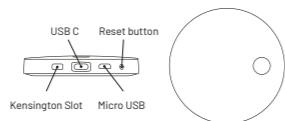
For a flexible mounting, attach the magnetic wall mount to a magnetic area without removing the protective seal.

For a permanent mounting, use the non-removable adhesive on the back of the magnetic wall mount, and attach it to a hard surface, such as a wall.

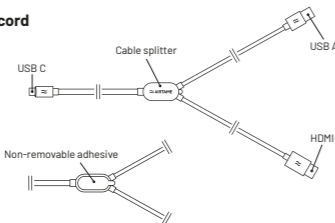
Non-removable adhesive

On the back of the Aircord cable splitter, and on the magnetic wall mount, are a set of protective seals

Airtame 2



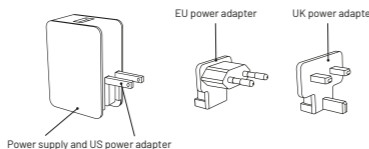
Aircord



Magnetic wall mount



Power supply



covering non-removable adhesives. Each non-removable adhesive is optional and can be used to stick to a clean surface, such as a wall, and other non-magnetic areas.

Important: We advise that you only use the non-removable adhesive once you have chosen a permanent location for the Airtame 2.

Safety precautions

The Airtame 2 has been designed with high attention to the safety of the user. However, if used improperly, the Airtame 2 can potentially cause fire, electrical shock or personal injury. To avoid any accidents, please pay attention to these guidelines:

- Use only the power supply and Aircord provided in the box, or a PoE to USB Adaptor recommended by Airtame. Using other cables or power supplies can potentially damage or influence the functionalities during use.
- Do not extend the USB part of the Aircord.
- The Airtame 2 generates heat during use that results in a temperature increase of the surface of the Airtame 2. Therefore, you should let it cool down before removing from your TV / projector and handle with caution.
- Stop the use of the Airtame 2 immediately if it (i) functions in an abnormal manner, (ii) produces unusual sounds, (iii) produces unusual odors or (iv) if it becomes too hot to touch.
- Do not expose the Airtame 2 including the Aircord or power supply to water or extreme conditions (moisture, heat, cold, dust) as it potentially could result in a malfunction.
- Do not attempt to disassemble or repair the Airtame 2 yourself. Doing so voids the limited warranty and could harm you, your TV/projector, and/or the Airtame 2.
- Be careful when using the power supply and only use this in combination with the Airtame 2 in dry locations to avoid the risk of electric shock.
- Do not place the Airtame 2 in direct sunlight.
- The non-removable adhesives on the magnetic wall mount and the Aircord may leave marks or release the plastic part and remain on the wall.
- Note: The Airtame 2 has been tested for use with the power extension cable at a maximum length of 3m (10'11 ft).
- When running at full capacity, the Airtame 2 can be hot to touch. If you wish to remove it, unplug the Airtame 2's power source and let the Airtame 2 cool down before touching it.
- Do not mount the Airtame 2 on a hot surface as this can increase its temperature and the risk of functionality failing.
- The recommended environmental operating temperature of the Airtame 2 is: 5 °C to 30 °C (41 °F to 86 °F). The recommended Operating Humidity is 20-90%RH non-condensing.
- Do not use the Airtame 2 outdoors.
- **WARNING: Choking hazard.** Some Airtame 2 accessories may present a choking hazard to small children. Keep these accessories away from small children.

Warning regarding magnetism

Avoid placing any media that contains magnets or is sensitive to magnetism, such as bank cards, audio/video, tapes, or magnetic memory devices, near the magnetic wall mount. Media containing information sensitive to magnets should be kept at least 5 cm (2 inches) away from the product. Similarly, magnet-sensitive devices, such as a mechanical watch or measuring device, can be damaged if they come too close to the magnetic wall mount.

License agreement

The software license terms related to the Airtame 2 can be found at airtame.com/terms. When using the Airtame 2, you acknowledge and accept those terms.

General terms

The use of any products by Airtame ApS are governed by the Terms of Service and End User License Agreement which can be found at airtame.com/terms. When using Airtame ApS products you acknowledge and accept those terms.

Warranty information

Warranty information can be found at airtame.com/terms.

The latest versions of this manual

Please find the latest version of this manual on the company website: airtame.com/support

Legal notices

Model: **AT-DG2**
FCC ID: **2ADEFAT-DG2**
IC: **12460A-ATDG2**

Federal Communication Commission Interference Statement

This equipment has been tested and found to comply with the limits for a Class B digital device, pursuant to Part 15 of the FCC Rules. These limits are designed to provide reasonable protection against harmful interference in a residential installation. This equipment generates, uses and can radiate radio frequency energy and, if not installed and used in accordance with the instructions, may cause harmful interference to radio communications. However, there is no guarantee that interference will not occur in a particular installation.

If this equipment does cause harmful interference to radio or television reception, which can be determined by turning the equipment off and on, the user is encouraged to try to correct the interference by one of the following measures:

- Reorient or relocate the receiving antenna.
- Increase the separation between the equipment and receiver.
- Connect the equipment into an outlet on a circuit different from that to which the receiver is connected.
- Consult the dealer or an experienced radio/TV technician for help.

This device complies with Part 15 of the FCC Rules. Operation is subject to the following two conditions: (1) this device may not cause harmful interference, and