

Keypad

Search / Bookmark



- SEARCH**
Displays the Quick Search Box. Type your query in the Quick Search Box, and the TV will suggest content from various media.
- BOOKMARK**
Bookmarks your favorite content.

Internet TV control



•For TV Service

- ON/STANBY (TV)**
Turns on the TV.
- GUIDE**
Displays Rovi's On Screen Guide.
- TV**
Displays live TV.
- DVR**
Displays the DVR (Digital Video Recorder) menu.

- INPUT**
Displays a list of inputs.
- CC**
Turns closed captions on or off (when the feature is available).
- AUDIO**
Changes the audio track (when the feature is available).

- Fn + REC**
Records programs on the DVR.

- 1 ~ 0**
Allows you to select the channel directly when TV signals are input.

- FUNCTION**
Holding Fn down and pressing a key with purple characters is a shortcut to the labeled function.

•For Internet TV

- HOME**
Displays the HOME menu.
- DUAL VIEW**
Displays two pictures, such as a TV program and a website, on the screen, simultaneously.
- MENU**
Displays menu items according to applications.
- BACK**
Returns to the previous display or shuts down the application or the task.
- RELATED INFORMATION**
Displays related content and detailed information when you are viewing content such as TV programs.

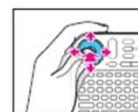
Other device control



- ON/STANBY (BOX)**
Turns on the connected device.
- AMP**
Allows you to control the connected AV Receiver. Keys with orange dots (ON/STANBY (BOX), INPUT, VOL +/-, MUTE) are active when the AMP indicator is on.

Menu item selection

For cursor control
Press the arrow buttons, then press + (ENTER) to make a selection.




For pointer control
Slide your thumb on the OFS (Optical Finger Sensor), then press down on the OFS to make a selection.




Scroll / Zoom / Drag and drop

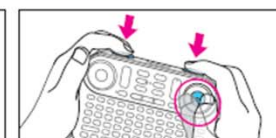
To scroll a page or list
Hold down SCROLL and slide your thumb on the OFS.



To zoom a page
Hold down ZOOM and slide your thumb up and down on the OFS.



To drag and drop
Hold down SCROLL and ZOOM, and slide your thumb on the OFS.



* You can use the scroll, zoom, and drag and drop operations only when you are launching compatible applications or browsing web sites.

Motion Control

The Keypad is also used as the motion controller. This function is available when you are launching compatible applications.

