

UMPZ2-EVK Hardware Manual

Preliminary Draft

V2X, GNSS module with host controller

CONFIDENTIALITY NOTES:

This document contains confidential information, which shall not be provided to any third parties without agreement notice.

CAUTION:


- ◆ This product (or technology) is subject to the Japanese Foreign Exchange and Foreign Trade law ,and is required to obtain an export license of the Japanese governmental agency , when exported from Japan.
- ◆ Do not leave and treat the product in a place where it is subjected to strong magnetism or static electricity.
- ◆ V2X is Vehicle to X communication system.
- ◆ Products must not be used for military and/or antisocial purposes such as terrorism, and shall not be supplied to any party intending to use the products for such purposes.
- ◆ Unless provided otherwise, the products have been designed and manufactured for application to equipment and devices which are sold to end-users in the market, such as AV (audio visual) equipment, home electric equipment, office and commercial electronic equipment, information and communication equipment or amusement equipment. The products are not intended for use in, and must not be used for, any application of nuclear equipment, driving control equipment for aerospace or any other unauthorized use.

With the exception of the above mentioned banned applications, for applications involving high levels of safety and liability such as medical equipment, burglar alarm equipment, disaster prevention equipment and undersea equipment, please contact an Alps sales representative and/or evaluate the total system on the applicability. Also, implement a fail-safe design, protection circuit, redundant circuit, malfunction protection and/or fire protection into the complete system for safety and reliability of the total system.

					DSGD.			
					CHKD.	TITLE	PRELIMINARY	
						UMPZ2-EVK	SPECIFICATION	
					APPD.			
ALPS ELECTRIC CO., LTD.								
SYMB.	DATA OR NO.	APPD.	CHKD.	DSGD.				

Contents

- 1. INTRODUCTION
- 2. GENERAL DESCRIPTION
 - 2-1. Overview
 - 2-2. Features
 - 2-2-1. PRODUCT OVERVIEW
- 3. FEATURES
 - 3-1. CPU
 - 3-2. Memory
 - 3-3. SD Memory
 - 3-4. Antenna
- 4. ELECTRICAL CHARACTERISTICS
 - 4-1. Absolute maximum ratings
 - 4-2. Operating Conditions
 - 4-2-1. DIGITAL INPUT / OUTPUT OPERATING CONDITIONS
 - 4-3. DC Characteristics
 - 4-3-1. MAXIMUM CURRENT CONSUMPTIONS
 - 4-3-2. IEEE STD 802.11P™
 - 4-3-2-1. Receiver Current Consumptions
 - 4-3-2-2. Transmitter Current Consumptions
- 5. RADIO CHARACTERISTICS
 - 5-1. Common Physical Layer Characteristics
 - 5-1-1. IEEE STD 802.11P™
 - 5-2. Receiver Characteristics
 - 5-2-1-1. Minimum Input Level Sensitivity
 - 5-2-1-2. Maximum Input Level
 - 5-2-1-3. Receiver Adjacent Channel Rejection
 - 5-2-1-4. Non-Adjacent Channel Rejection
 - 5-3. Transmitter Characteristics
 - 5-3-1. IEEE STD 802.11P™
 - 5-3-1-1. Power Levels
 - 5-3-1-2. Center Frequency Tolerance
 - 5-3-1-3. Modulation Accuracy (EVM)
 - 5-3-1-4. Spectrum Mask
 - 5-3-1-5. Center Frequency Leakage
 - 5-4. GNSS MODULE CHARACTERISTICS
- 6. HOST INTERFACE CHARACTERISTICS
 - 6-1-1. UART INTERFACE
 - 6-1-1-1. Signal Description
 - 6-1-1-2. Timing with Hardware Flow Control
 - 6-2. Ethernet Interface
 - 6-3. USB Interface



					DSGD.			
					CHKD.	TITLE	PRELIMINARY	
						UMPZ2-EVK	SPECIFICATION	
					APPD.			
ALPS ELECTRIC CO., LTD.								
SYMB.	DATA OR NO.	APPD.	CHKD.	DSGD.				

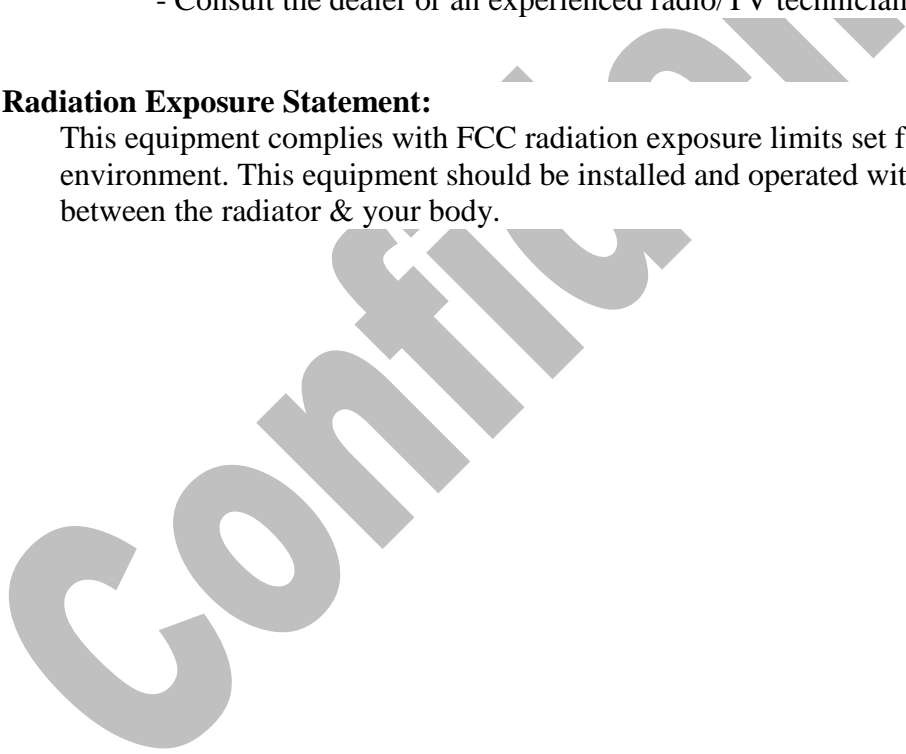
1. INTRODUCTION

This equipment has been tested and found to comply with the limits for a Class B digital device, pursuant to Part 15 of the FCC Rules. These limits are designed to provide reasonable protection against harmful interference in a residential installation. This equipment generates, uses and can radiate radio frequency energy and, if not installed and used in accordance with the instructions, may cause harmful interference to radio communications. However, there is no guarantee that interference will not occur in a particular installation. If this equipment does cause harmful interference to radio or television reception, which can be determined by turning the equipment off and on, the user is encouraged to try to correct the interference by one of the following measures:

- Reorient or relocate the receiving antenna.
- Increase the separation between the equipment and receiver.
- Connect the equipment into an outlet on a circuit different from that to which the receiver is connected.
- Consult the dealer or an experienced radio/TV technician for help.

Radiation Exposure Statement:

This equipment complies with FCC radiation exposure limits set forth for an uncontrolled environment. This equipment should be installed and operated with minimum distance 20cm between the radiator & your body.



					DSGD.			
					CHKD.	TITLE	PRELIMINARY	
						UMPZ2-EVK	SPECIFICATION	
					APPD.			
ALPS ELECTRIC CO., LTD.								
SYMB.	DATA OR NO.	APPD.	CHKD.	DSGD.				

2. GENERAL DESCRIPTION

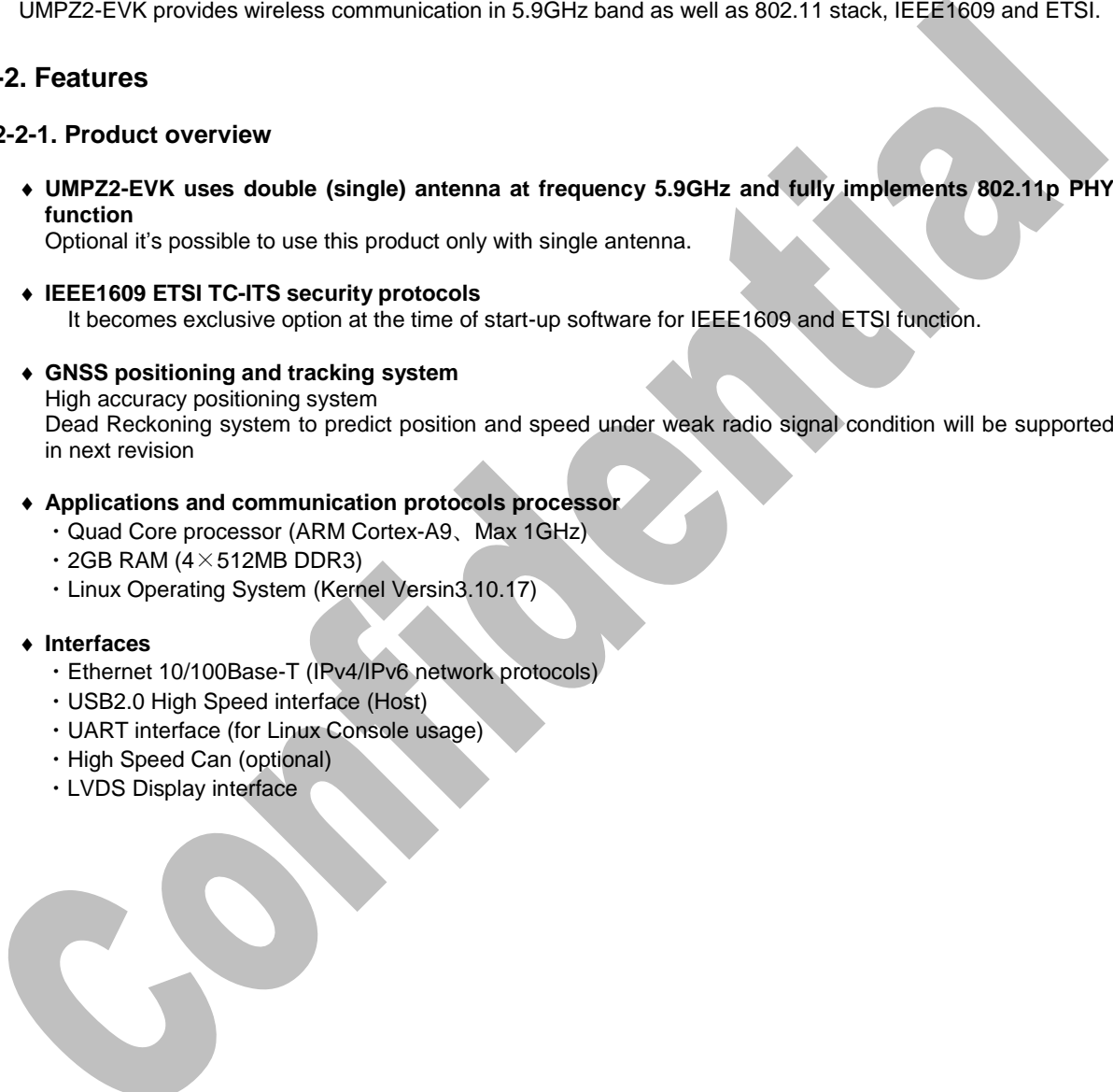
2-1. Overview

This document describes hardware specifications of V2X board with host controller (UMPZ2-EVK). UMPZ2-EVK provides wireless communication in 5.9GHz band as well as 802.11 stack, IEEE1609 and ETSI.

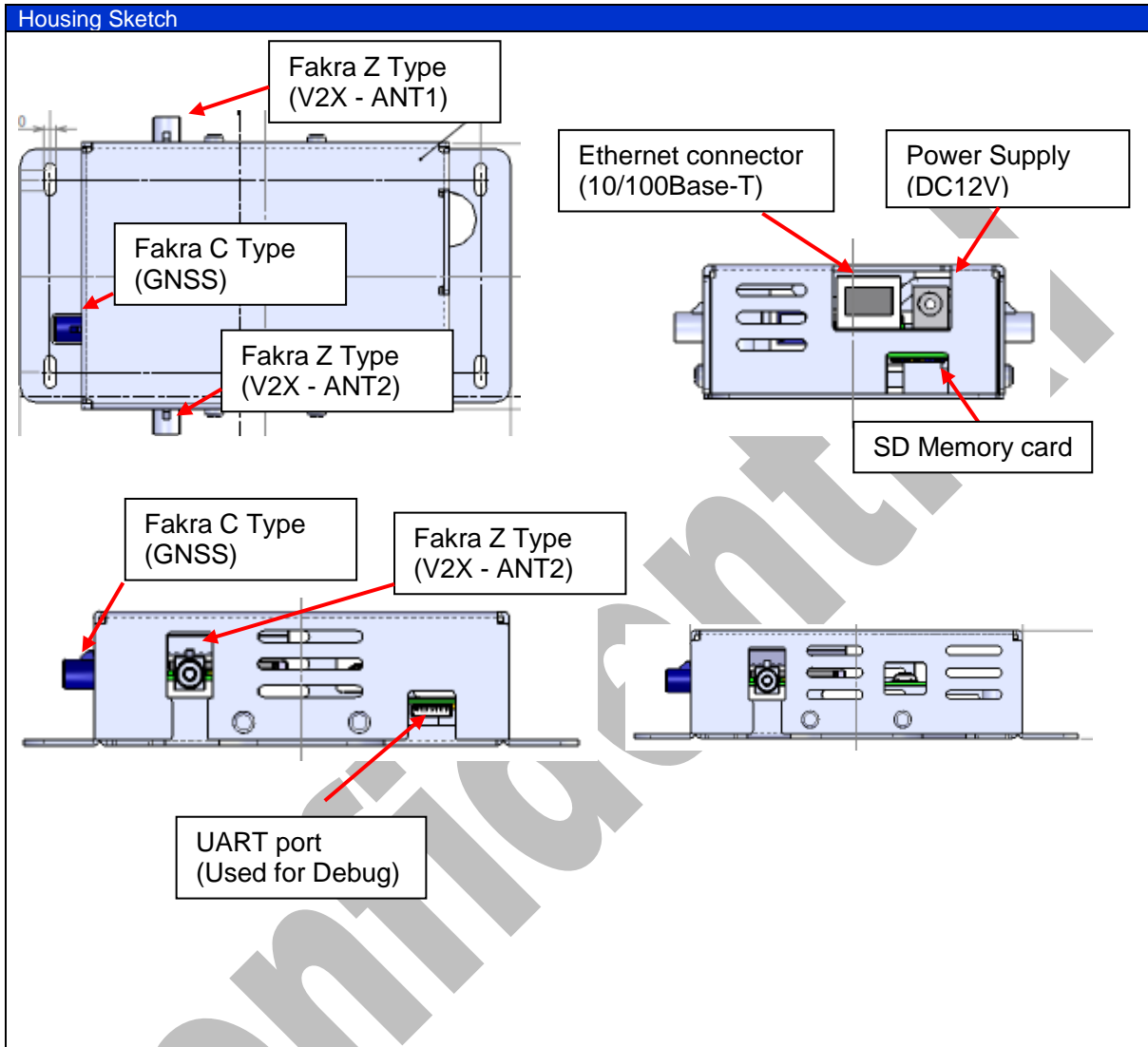
2-2. Features

2-2-1. Product overview

- ◆ **UMPZ2-EVK uses double (single) antenna at frequency 5.9GHz and fully implements 802.11p PHY function**
Optional it's possible to use this product only with single antenna.
- ◆ **IEEE1609 ETSI TC-ITS security protocols**
It becomes exclusive option at the time of start-up software for IEEE1609 and ETSI function.
- ◆ **GNSS positioning and tracking system**
High accuracy positioning system
Dead Reckoning system to predict position and speed under weak radio signal condition will be supported in next revision
- ◆ **Applications and communication protocols processor**
 - Quad Core processor (ARM Cortex-A9, Max 1GHz)
 - 2GB RAM (4×512MB DDR3)
 - Linux Operating System (Kernel Versin3.10.17)
- ◆ **Interfaces**
 - Ethernet 10/100Base-T (IPv4/IPv6 network protocols)
 - USB2.0 High Speed interface (Host)
 - UART interface (for Linux Console usage)
 - High Speed Can (optional)
 - LVDS Display interface



					DSGD.			
					CHKD.	TITLE	UMPZ2-EVK	PRELIMINARY SPECIFICATION
					APPD.			
					ALPS ELECTRIC CO., LTD.			
SYMB.	DATA OR NO.	APPD.	CHKD.	DSGD.				



Confidential

					DSGD.			
					CHKD.	TITLE UMPZ2-EVK		PRELIMINARY SPECIFICATION
					APPD.			
ALPS ELECTRIC CO., LTD.								
SYMB.	DATA OR NO.	APPD.	CHKD.	DSGD.				

3. FEATURES

3-1. CPU

Items	Description
CPU Core	ARM Cortex-A9 MPCore 4xCPU processor (with TrustZone®)
Cache	- 32 KByte L1 Instruction Cache - 32 KByte L1 Data Cache - 1 MB unified I/D L2 cache, shared by four cores
Co-processor	Cortex-A9 NEON MPE (Media Processing Engine) Co-processor
Memory	- Boot ROM, including HAB (96 KB) - Internal multimedia / shared, fast access RAM (OCRAM, 256 KB) - Secure/non-secure RAM (16 KB)
USB	- High Speed (HS) USB 2.0 OTG (Up to 480 Mbps)
UART	- Five UARTs, up to 4.0 Mbps
I2C	- Three I2C, supporting 400 kbps
Ethernet	- Ethernet Controller (IEEE1588 compliant), 10/100/Mbps
CAN	- Two Controller Area Network (FlexCAN), 1 Mbps each
Security	- ARM TrustZone including the TZ architecture (separation of interrupts, memory mapping, etc.) - CAAM—Cryptographic Acceleration and Assurance Module, containing 16 KB secure RAM and True and Pseudo Random Number Generator (NIST certified) - SNVS—Secure Non-Volatile Storage, including Secure Real Time Clock

3-2. Memory

Item	Description
Speed grade	DDR3-1600
Memory Capacity	- 4 DDR 32M*16*8banks each
Supply Voltage	- 1.5V
Timing Latency	- 1.5ns @ CL = 9 (DDR3-1333)

					DSGD.			
					CHKD.	TITLE	PRELIMINARY	
					APPD.	UMPZ2-EVK	SPECIFICATION	
ALPS ELECTRIC CO., LTD.								
SYMB.	DATA OR NO.	APPD.	CHKD.	DSGD.				

3-3. SD Memory

SD card is used for UMPZ2-EVK start up. Software stack is saved on internal storage.

Item	Description
Density	8Gbyte
Class	10

3-4. Antenna

4. ELECTRICAL CHARACTERISTICS

4-1. Absolute maximum ratings

Items	Conditions
Storage Temperature	(TBD)
Storage Humidity	(TBD)

Terminal Name	Conditions
UART RX	-0.5 ~ 3.6 [V]
UART RTS	-0.5 ~ 3.6 [V]
Power Supply	-0 ~ 20 [V]
RF Input	+0dBm(V2X) +10dBm(GNSS)

4-2. Operating Conditions

Items	Conditions
Operating Temperature	Nominal: -10~+50 [°C] (without condensation)

Pin No. / Pin Name	Conditions
Power Supply	Nominal: 12±0.5[V] Extreme: 7.5~18[V]

					DSGD.			
					CHKD.	TITLE	PRELIMINARY	
						UMPZ2-EVK	SPECIFICATION	
					APPD.			
					ALPS ELECTRIC CO., LTD.			
SYMB.	DATA OR NO.	APPD.	CHKD.	DSGD.				

4-2-1. Digital Input / Output Operating Conditions

Pin No. / Pin Name	Conditions
<i>UART Interface</i> UART RX UART RTS	V_{IN_Low} : < 0.98 [V] V_{IN_High} : > 2.4 [V]
<i>UART Interface</i> UART TX UART CTS	V_{OUT_Low} : 0.15 [V] V_{OUT_High} : 3.117 [V] Note1: $I_{OUT_Low} = +1.0$ [mA] Note2: $I_{OUT_High} = -1.0$ [mA]

Confidential

					DSGD.			
					CHKD.	TITLE	PRELIMINARY	
					APPD.	UMPZ2-EVK	SPECIFICATION	
					ALPS ELECTRIC CO., LTD.			
SYMB.	DATA OR NO.	APPD.	CHKD.	DSGD.				

4-3. DC Characteristics

Following characteristics are guaranteed over recommended operating conditions unless otherwise stated.

4-3-1. Maximum Current Consumptions

Condition	V _{CC} =12V [mA]		
	Min.	Typ.	Max.
VCC=12V	-	-	T.B.D

4-3-2. IEEE Std 802.11p™

4-3-2-1. Receiver Current Consumptions

Mode	V _{CC} =12V [mA]		
	Min.	Typ.	Max.
Standby	-	500	-.

4-3-2-2. Transmitter Current Consumptions

Mode	V _{CC} =12V [mA] ^{*)}		
	Min.	Typ.	Max.
Transmit	-	700	-

Note: Single Antenna mode



					DSGD.			
					CHKD.	TITLE	PRELIMINARY	
						UMPZ2-EVK	SPECIFICATION	
					APPD.			
					ALPS ELECTRIC CO., LTD.			
SYMB.	DATA OR NO.	APPD.	CHKD.	DSGD.				

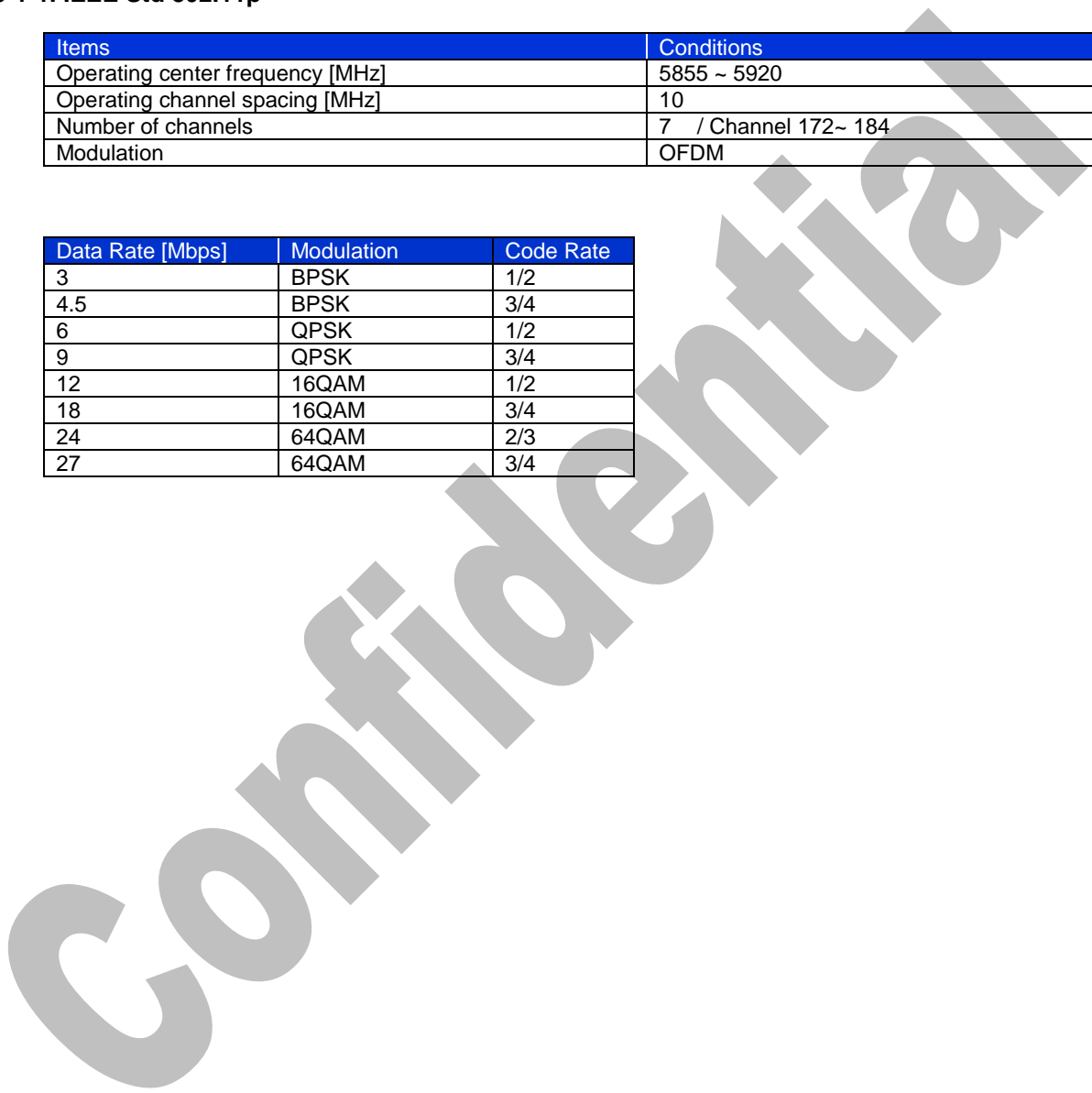
5. RADIO CHARACTERISTICS

5-1. Common Physical Layer Characteristics

5-1-1. IEEE Std 802.11p™

Items	Conditions
Operating center frequency [MHz]	5855 ~ 5920
Operating channel spacing [MHz]	10
Number of channels	7 / Channel 172~ 184
Modulation	OFDM

Data Rate [Mbps]	Modulation	Code Rate
3	BPSK	1/2
4.5	BPSK	3/4
6	QPSK	1/2
9	QPSK	3/4
12	16QAM	1/2
18	16QAM	3/4
24	64QAM	2/3
27	64QAM	3/4



					DSGD.			
					CHKD.	TITLE	PRELIMINARY	
						UMPZ2-EVK	SPECIFICATION	
					APPD.			
					ALPS ELECTRIC CO., LTD.			
SYMB.	DATA OR NO.	APPD.	CHKD.	DSGD.				

5-2. Receiver Characteristics

Following characteristics are guaranteed over recommended operating conditions unless otherwise stated. All performance is referred to a 50 Ohm antenna connector.

5-2-1-1. Minimum Input Level Sensitivity

Data Rate [Mbps]	Min.	Typ.	Max.	Units
3	-	-	-85	dBm
4.5	-	-	-84	
6	-	-	-82	
9	-	-	-80	
12	-	-	-77	
18	-	-	-73	
24	-	-	-69	
27	-	-	-68	

Note: PER < 10 [%] at PSDU length of 1000 [packets].

5-2-1-2. Maximum Input Level

Data Rate [Mbps]	Min.	Typ.	Max.	Units
3	-30	-	-	dBm
4.5	-30	-	-	
6	-30	-	-	
9	-30	-	-	
12	-30	-	-	
18	-30	-	-	
24	-30	-	-	
27	-30	-	-	

Note: PER < 10 [%] at PSDU length of 1000 [packets].

5-2-1-3. Receiver Adjacent Channel Rejection

Data Rate [Mbps]	Min.	Typ.	Max.	Units
3	28	-	-	dB
4.5	27	-	-	
6	25	-	-	
9	23	-	-	
12	20	-	-	
18	16	-	-	
24	12	-	-	
27	11	-	-	

Note: PER < 10 [%] at PSDU length of 1000 [packets].

					DSGD.			
					CHKD.	TITLE	PRELIMINARY	
						UMPZ2-EVK	SPECIFICATION	
					APPD.			
					ALPS ELECTRIC CO., LTD.			
SYMB.	DATA OR NO.	APPD.	CHKD.	DSGD.				

5-2-1-4. Non-Adjacent Channel Rejection

Data Rate [Mbps]	Min.	Typ.	Max.	Units
3	42	-	-	dB
4.5	41	-	-	
6	39	-	-	
9	37	-	-	
12	34	-	-	
18	30	-	-	
24	26	-	-	
27	25	-	-	

Note: PER < 10 [%] at PSDU length of 1000 [packets].

Confidential

					DSGD.			
					CHKD.	TITLE	PRELIMINARY	
						UMPZ2-EVK	SPECIFICATION	
					APPD.			
					ALPS ELECTRIC CO., LTD.			
SYMB.	DATA OR NO.	APPD.	CHKD.	DSGD.				

5-3. Transmitter Characteristics

Following characteristics are guaranteed over recommended operating conditions unless otherwise stated. All performance is referred to a 50 Ohm antenna connector.

5-3-1. IEEE Std 802.11p™

5-3-1-1. Power Levels

Data Rate [Mbps]	Min.	Typ.	Max.	Units
3	T.B.D	20	T.B.D	dBm/10MHz
4.5				
6				
9				
12				
18				
24				
27				

5-3-1-2. Center Frequency Tolerance

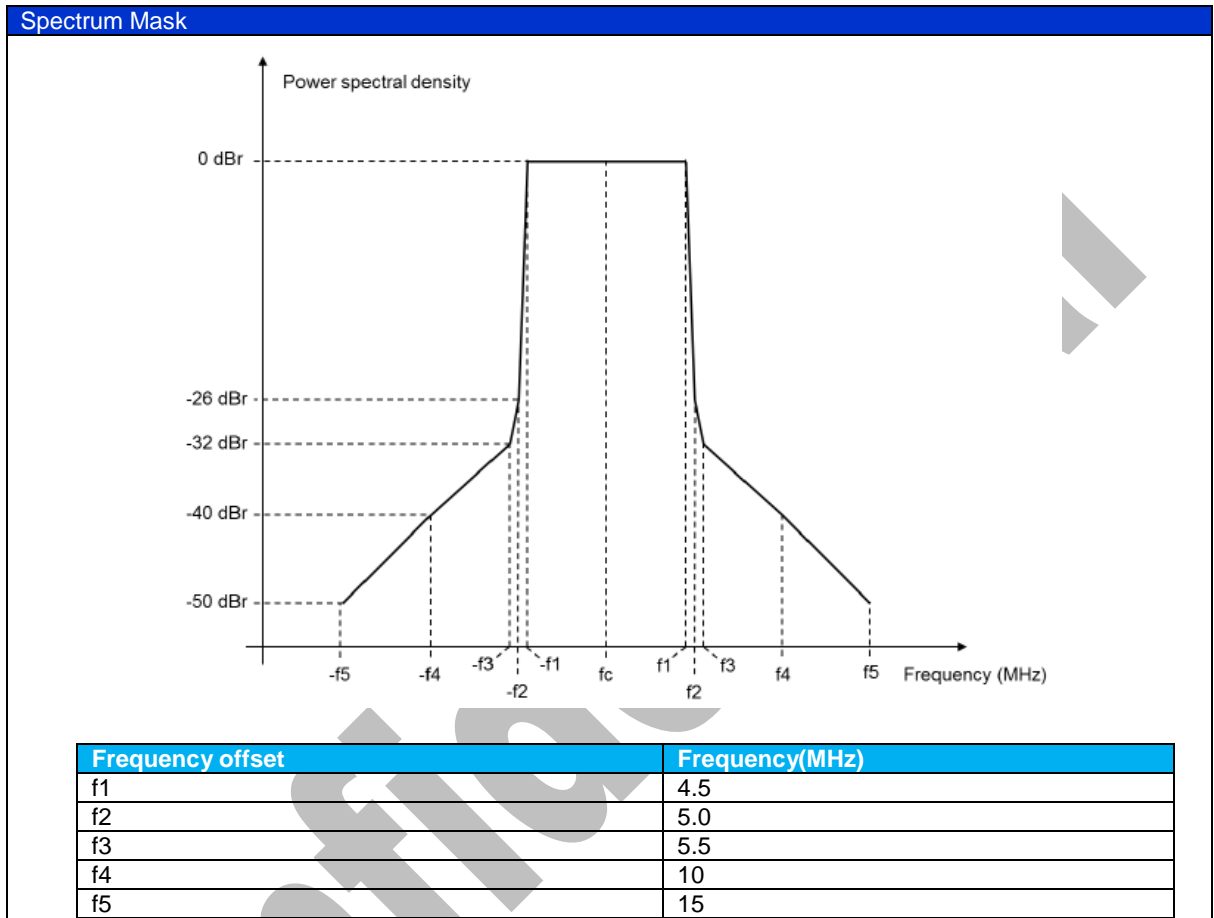
Data Rate [Mbps]	Min.	Typ.	Max.	Units
3	-20	-	+20	ppm
4.5				
6				
9				
12				
18				
24				
27				

5-3-1-3. Modulation Accuracy (EVM)

Data Rate [Mbps]	Min.	Typ.	Max.	Units
3	-	-	-5	dB
4.5	-	-	-8	
6	-	-	-10	
9	-	-	-13	
12	-	-	-16	
18	-	-	-19	
24	-	-	-22	
27	-	-	-25	

					DSGD.			
					CHKD.	TITLE	PRELIMINARY	
					APPD.	UMPZ2-EVK	SPECIFICATION	
ALPS ELECTRIC CO., LTD.								
SYMB.	DATA OR NO.	APPD.	CHKD.	DSGD.				

5-3-1-4. Spectrum Mask



5-3-1-5. Center Frequency Leakage

Data Rate [Mbps]	Min.	Typ.	Max.	Units
3	-	-	-15	dBc
4.5				
6				
9				
12				
18				
24				
27				

					DSGD.			
					CHKD.	TITLE	PRELIMINARY	
					APPD.	UMPZ2-EVK	SPECIFICATION	
ALPS ELECTRIC CO., LTD.								
SYMB.	DATA OR NO.	APPD.	CHKD.	DSGD.				

5-4. GNSS MODULE CHARACTERISTICS

Following characteristics are guaranteed over recommended operating conditions unless otherwise stated. All performance is referred to a 50 Ohm antenna connector.

FUNCTION	FEATURE
Support Satellite system	GPS/GLONASS
Support Protocol	NMEA / OSP
SBAS	EGNOS / MSAT / MASS
Sensitivity	Acquisition -147dBm Tracking -160dBm(Navigation)
TTFF	Hot Start 1sec
	Warm Start 28sec
	Warm Start(CGEE) 8sec
	Cold Start 35sec

Confidential

					DSGD.			
					CHKD.	TITLE	PRELIMINARY	
						UMPZ2-EVK	SPECIFICATION	
					APPD.			
					ALPS ELECTRIC CO., LTD.			
SYMB.	DATA OR NO.	APPD.	CHKD.	DSGD.				

6. HOST INTERFACE CHARACTERISTICS

Following characteristics are guaranteed over recommended operating conditions unless otherwise stated.

6-1-1. UART Interface

The followings describe options and characteristic of UART interface provided by host CPU. UART can be used for U-Boot environmental settings and Linux console.

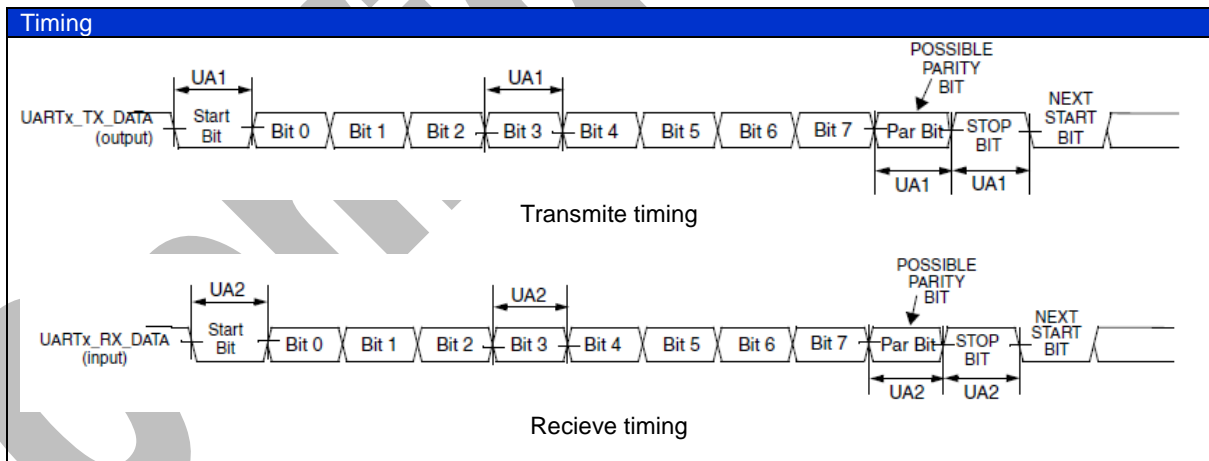
Parameter	Value
Baud rate	115200 [bps]
Flow control	None
Parity	None
Number of stop bits	1
Bits per byte	8

6-1-1-1. Signal Description

Pin No. / Pin Name	I/O	Description
UART_TX	O	[UART] Data output
UART_RTS	I	[UART] Request to send (active low)
UART_RX	I	[UART] Data input
UART_CTS	O	[UART] Clear to send (active low)

Note: I/O status : I = input / O = output

6-1-1-2. Timing with Hardware Flow Control



Symbol	Parameter	Min.	Typ.	Max.
UA1	Transmit Bit Time	$1/F_{\text{baud_rate}} - T_{\text{ref_clk}}$	-	$1/F_{\text{baud_rate}} + T_{\text{ref_clk}}$
UA2	Receive Bit Time	$1/F_{\text{baud_rate}} - 1/(16 * F_{\text{baud_rate}})$	-	$1/F_{\text{baud_rate}} + 1/(16 * F_{\text{baud_rate}})$

Note $F_{\text{baud_rate}} = 115200$, $T_{\text{ref_clk}} = 66\text{MHz}$

					DSGD.			
					CHKD.	TITLE	PRELIMINARY	
					APPD.	UMPZ2-EVK	SPECIFICATION	
ALPS ELECTRIC CO., LTD.								
SYMB.	DATA OR NO.	APPD.	CHKD.	DSGD.				

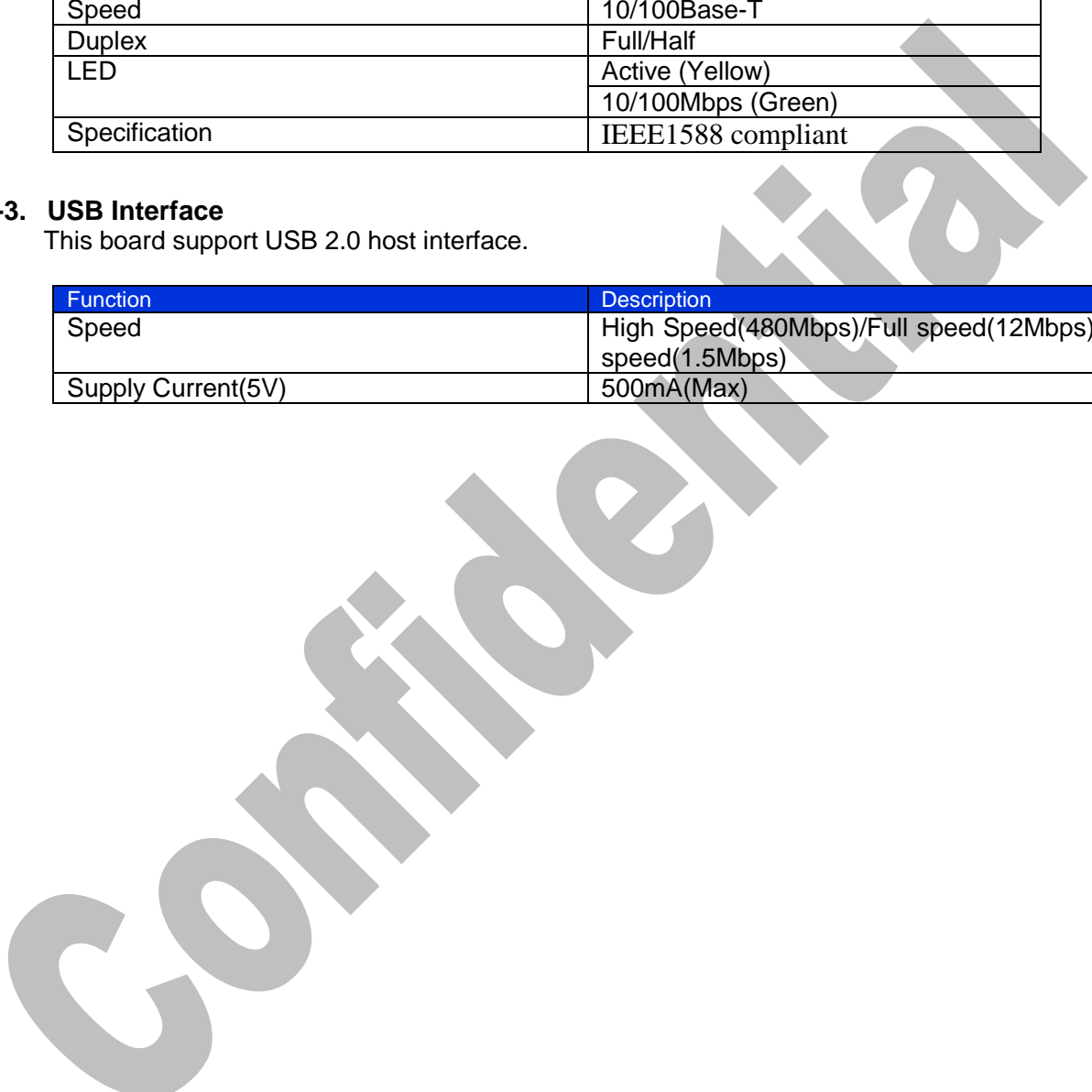
6-2. Ethernet Interface

Function	Description
Speed	10/100Base-T
Duplex	Full/Half
LED	Active (Yellow) 10/100Mbps (Green)
Specification	IEEE1588 compliant

6-3. USB Interface

This board support USB 2.0 host interface.

Function	Description
Speed	High Speed(480Mbps)/Full speed(12Mbps)/Low speed(1.5Mbps)
Supply Current(5V)	500mA(Max)



					DSGD.			
					CHKD.	TITLE	PRELIMINARY	
						UMPZ2-EVK	SPECIFICATION	
					APPD.			
					ALPS ELECTRIC CO., LTD.			
SYMB.	DATA OR NO.	APPD.	CHKD.	DSGD.				

REVISION HISTORY

Revision	Date	Contents of change	author
0.0.1		Initial Release	M6-3G
0.0.2	20. May 016	Delete Schematics and Mechanical Specification. (Chapter 5-4,6)	M6-3G

Confidential

					DSGD.			
					CHKD.	TITLE	PRELIMINARY	
						UMPZ2-EVK	SPECIFICATION	
					APPD.			
					ALPS ELECTRIC CO., LTD.			
SYMB.	DATA OR NO.	APPD.	CHKD.	DSGD.				