



ONE-TOUCH WIRELESS HEALTH TRACKER

# **BODY LIFE TRACKER**

## *AMI Chest ECG*

### **User Manual**

**Model: VA07**

Document No : AMI-PRD-UM-B-VA07

Version : 1.0

Date : 24.08.2015

# Legal

## **Disclaimer**

This publication/content contains proprietary information which is protected by copyright. No part of this publication may be reproduced, transcribed, stored in a retrieval system, translated into any language or computer language, or transmitted in any form whatsoever without the prior written consent of the publisher. American Megatrends India Private Ltd. retains the right to update, change or modify this publication at any time, without notice.

For Additional Information

Call American Megatrends India Private Ltd at 1800-419-9868.

## **Limitations of Liability**

In no event shall American Megatrends India Private Ltd be held liable for any loss, expenses, or damage of any kind whatsoever, whether direct, indirect, incidental, or consequential, arising from the design or use of this product or the support materials provided with the product.

## **Limited Warranty**

No warranties are made, either expressed or implied, with regard to the contents of this work, its merchantability, or fitness for a particular use. American Megatrends India Private Ltd assumes no responsibility for errors and omissions or for the uses made of the material contained herein or reader decisions based on such use.

## **Trademark and Copyright Acknowledgments**

Copyright © 2015 American Megatrends India Private Ltd. All Rights Reserved.

AMERICAN MEGATRENDS INDIA PRIVATE LTD.,

KUMARAN NAGAR,

SEMMANCHERY VILLAGE,

CHENNAI (TN) 600119.

All product names used in this publication are for identification purposes only and are trademarks of their respective companies.

## Table of Contents

1.0	Overview.....	4
2.0	Introduction.....	4
3.0	Package Contents .....	4
4.0	Instructions for safe use.....	5
5.0	Intended use .....	6
6.0	Prerequisites .....	6
7.0	Using Mobile Application .....	6
8.0	AMI Chest ECG Measurement procedure .....	6
9.0	Charging the AMI Chest ECG Devices .....	8
10.0	Explanation of Indicators/Symbols.....	9
11.0	Technical Specifications.....	10
12.0	FCC compliance statements .....	10
	Contact us .....	11

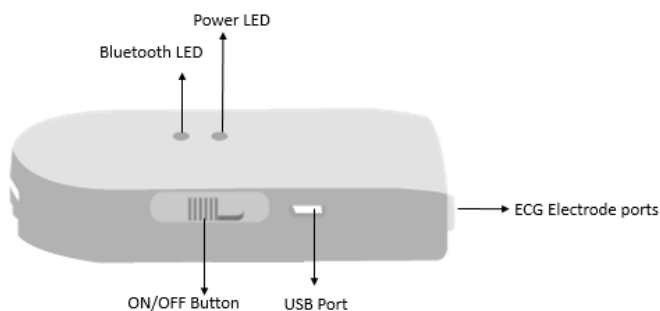
## 1.0 Overview

### Model VA07 – AMI Chest ECG

Thank you very much for purchasing B.O.L.T the One -Touch Wireless Health Tracker. Please read this User Manual thoroughly to ensure safe and correct use of the product. Please keep this User Manual for future reference.

## 2.0 Introduction

AMI Chest ECG device is a portable diagnostic system which can measure/monitor the electrical activity of the heart over a period of time using the ECG electrodes placed on the user's body. The device monitors the ECG waveform from the chest Left, Right along with a reference Electrode. The acquired and processed ECG data obtained from the device is transmitted to a mobile device wirelessly for further processing and analysis. The ECG data acquired by the device can be used to obtain clinical consultation from cardiologists or healthcare practitioners.



AMI Chest ECG Device



ECG Electrode Cables



Charging Adaptor & USB Cable

## 3.0 Package Contents

- ✓ AMI Chest ECG Device
- ✓ ECG Electrode cables
- ✓ Disposable ECG Electrodes
- ✓ Charging Adaptor & USB cable for charging AMI Chest ECG device

## 4.0 Instructions for safe use

### Warning

- Read the user manual thoroughly before using the device.
- Exposure of the device to water is prohibited.
- Do not expose the device to strong shocks or vibrations.
- Do not disassemble, repair, or modify the device by yourself, hence this could void the user's authority to operate the device.
- Remove the accessories in contact with body and switch off the units immediately.
- If any pain / irritation / discomfort is encountered while using the devices & consumables.
- Adhesives present in consumables like disposable ECG electrodes are free from any harmful substances. However if any allergic reaction / irritation is observed, remove the part immediately from human contact. Clean the area with a mild soap and water to remove any residual particles of adhesive.
- Keep the device away from infants, small children or anyone who are incapable of using the device in appropriate manner.
- Make sure that the ECG electrodes positioning place are clean for accurate ECG measurement as mentioned in the user manual.
- Do not attempt self-diagnosis or self-treatment based on the measurements provided by the device.

### Caution

- Do not use unauthorized parts and accessories.
- Do not store or use this device in locations which are maintained above the specified temperature and humidity ranges.
- Wrong positioning of the ECG electrodes may lead to inaccurate readings.

### Care and Maintenance

- Store the device and the components in a clean and safe location.
- Charge the device for minimum two hours in case of first time usage.
- Do not disassemble, repair or modify the device and the components by yourself.
- Wipe the device using 70% Isopropyl alcohol and let air dry.
- Do not clean with ketones or other flammable agents.

## 5.0 Intended use

### AMI Chest ECG (VA07)

It is used to acquire the ECG parameters of an adult users. The acquired ECG parameters can be used to obtain clinical consultation from cardiologists or healthcare practitioners.

## 6.0 Prerequisites

Some basic requirements must be adopted as mentioned below to ensure better operation of the product.

- AMI Chest ECG device is designed to be operated with applications like Android, iOS or Windows.
- The Android OS version of the using computer/mobile device should be 4.0 or higher.
- The iOS version of the using computer/mobile device should be 7 or higher.
- The Windows OS version of the using computer/mobile device should be 8 or higher.

## 7.0 Using Mobile Application

### Downloading and Installing Mobile application in your computer/mobile device

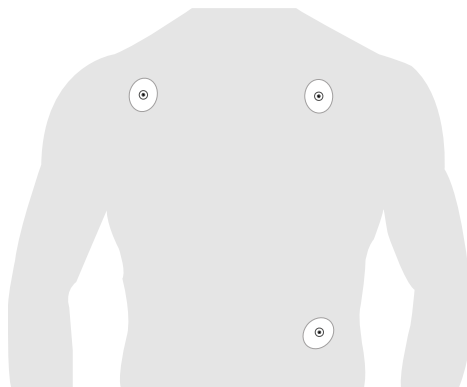
1. Download and Install the application from Play store/Application store/Windows application market.
2. On successful installation, launch the application in the mobile device.

## 8.0 AMI Chest ECG Measurement procedure

1. Position the disposable ECG electrodes on the user`s body as shown below.

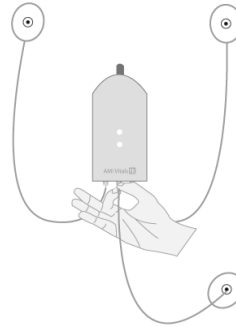
***Note: Kindly replace all the 3 ECG electrodes after 24 hours of usage. While replacing, do not place the electrodes on the same position. Instead, place it slightly away / adjacent to the previous location.***

2. Ensure that the positioning spots of the human body are clean shaved.

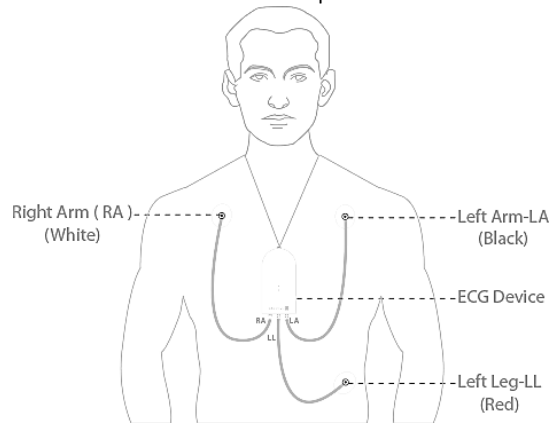


3. Connect the ECG electrode cables to the ECG device with appropriate matching color on connectors of the ECG device. RA is white color, LA is black color and LL is red color. The ECG cables will also have RA, LA & LL tags as additional guideline along with the colors.

RA – Right Arm, LA – Left Arm & LL – Left Leg.



4. Clip/button the ECG Electrode cable to the disposable ECG electrode as shown below.



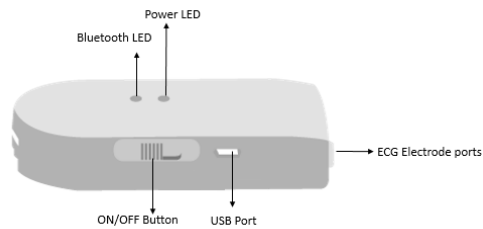
5. Once the setup is connected ensure that the user is comfortable for the measurement.
6. Switch ON the mobile device, and Enable Bluetooth & Wi-Fi Internet Connectivity.
7. Launch the mobile application from the mobile device.
8. Switch ON the ECG device using the slide power button.
9. Blue LED on the ECG device will start blinking, which means that the ECG device is searching for Bluetooth device for pairing.
10. Scan and Select the corresponding ECG device (e.g. AMI Chest ECG 01) from the displayed list (in case if it is requested).
11. Confirm the selection of the device.
12. Select "ECG" option to perform the monitoring/measurement.
13. Provide default pairing password 1234 for pairing the ECG device with the mobile device (in case if it is requested).
14. Ensure that the Blue LED stops blinking in the ECG device and ready for the measurement.
15. Monitoring vitals data will be displayed within a couple of minutes in the application screen.

## 9.0 Charging the AMI Chest ECG Devices

The AMI Chest ECG is operated with an in-built rechargeable battery, which can be charged using the power adapter and USB cable as guided below. It is mandatory to charge the devices for a minimum period of 2 hours before the first time usage. Kindly connect the devices to the power source, if low battery status is indicated in the mobile application screen.




Power adapter & USB cable



AMI Chest ECG device

### Charging Procedure:-

1. Connect the USB cable to the power adapter.
2. Connect the micro USB port to the ECG device's power port (USB port).



3. Plug the adapter to the AC mains (110V, 60Hz or 230V, 50Hz).






4. Switch ON the AC mains to charge the device.
5. Check whether the power indicator turns red while charging the device.



## 10.0 Explanation of Indicators/Symbols

Indicators/Symbols	Function/Description
	The indicator displays full battery power of the gadget in the computer/mobile device.
	The indicator displays low battery power of the gadget in the computer/mobile device.
	<ul style="list-style-type: none"> <li>○ Flashing of the Bluetooth light indicates that the gadget is waiting for pairing with the mobile/tab.</li> <li>○ Steady Bluetooth light indicates that the gadget is paired and ready for the measurement.</li> </ul>
	<ul style="list-style-type: none"> <li>○ Steady green light indicates that the gadget is operating in battery mode.</li> <li>○ Blinking of green light indicates that the gadget has low battery level.</li> </ul>
	Steady red light indicates that the gadget is in the charging mode.
	Symbol for "ENVIRONMENT PROTECTION"
	Symbol for "KEEP DRY"
	Symbol for "MANUFACTURER"
	Symbol for "MANUFACTURED DATE"
	Symbol for "SERIAL NUMBER"
	Symbol for "EUROPEAN REPRESENTATIVE"
	Symbol for "COMPILES WITH MDD93/42/EEC REQUIREMENTS"
	Symbol for "Federal Communication Commission"
	Symbol for "Read the documentation"

	Symbol for “Warning”
	Symbol for “Temperature limitation”
	Symbol for “Shock Protection”

## 11.0 Technical Specifications

Product Name	AMI Chest ECG
Model	VA07
AMI Chest ECG Unit	
Unit Dimensions	85 (L) X 40 (H) X 20 (D) mm
Unit Weight	45 grams (Including Battery)
Power Source	DC 5V 1A
Bluetooth	Bluetooth 4.0 EDR or Lower, Bluetooth Low Energy (BLE)
Operating Temperature	16°C to 35°C (60.8°F to 95.0°F)
Storage and Transport Temperature	10°C to 55°C (14°F to 131°F)
Storage Humidity	30%RH to 90%RH

**NOTE:** *These specifications are subject to change without notice.*

## 12.0 FCC compliance statements

This device complies with Part 15 of the FCC Rules. Its operation is subject to the following two conditions:

- (1) This device may not cause harmful interference, and
- (2) This device must accept any interference received, including Interference that may cause undesired operation.

### FCC Caution

- Any changes or modifications not expressly approved by the party responsible for compliance could void the user's authority to operate this equipment.

**Part 15B compliance statements for digital devices:**

**NOTE:** *This equipment has been tested and found to comply with the limits for a Class B digital device, pursuant to part 15 of the FCC Rules. These limits are designed to provide reasonable protection against harmful interference in a residential installation.*

This equipment generates, uses and can radiate radio frequency energy And, if not installed and used in accordance with the instructions, may Cause harmful interference to radio communications. However, there is no Guarantee that interference will not occur in a particular installation.

If this equipment does cause harmful interference to radio or television Reception, which can be determined by turning the equipment off and on

The user is encouraged to try or to correct the interference by one or more of

The following measures:

- Reorient or relocate the receiving antenna.
- Increase the separation between the equipment and receiver.
- Connect the equipment into an outlet on a circuit different from that to which the receiver is connected.
- Consult the dealer or an experienced radio/TV technician for help.

For more information kindly visit our website: [www.amibolt.com](http://www.amibolt.com)

## Contact us



AMERICAN MEGATRENDS INDIA PRIVATE LTD.,

KUMARAN NAGAR,

SEMMANCHERY VILLAGE,

CHENNAI (TN) 600119

Tel – (91) 44 66540922, Fax – (91) 44 66540901

Email: [support@amibolt.com](mailto:support@amibolt.com)

Website: [www.amibolt.com](http://www.amibolt.com); [www.amiindia.co.in](http://www.amiindia.co.in)



American Megatrends International GmbH

Truderingerstraße (Truderinger Strasse) 283

81825 München (Munich), Deutschland (Germany)

Tel: [49] 89 969995-10

Support: [49] 89 969995-11

Fax: [49] 89 969995-19

Email: [europesales@ami.com](mailto:europesales@ami.com)