

Wireless Mouse Manual

(AA-SM0P20W / AA-SM0P25B)



Mouse


Samsung's advanced PC technology expands your life to a new level of luxury and convenience

IMPORTANT SAFEGUARDS

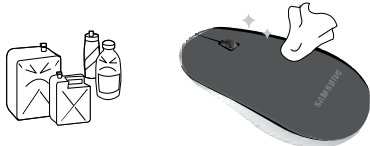
This safeguard section lists many helpful tips that will be enable you to maintain the safety of the system.

1. Refrain from modifying or disassembling the product.


We do not guarantee repair or exchange of the modified product.




2. To clean speaker, use dry cloth. Do not use liquid or aerosol cleaner, benzene etc.



3. Do not spill liquids or dust on product.




4. Do not touch the cable with wet hands.



5. Do not use in moist conditions.




6. Keep away from candles, lighters, sunlight etc.



7. Keep away from magnets or products with magnets.



8. Connect with PC firmly.




9. Keep out of reach of children or a pet not to bite it



10. Do not throw. Use only for intended purpose.



11. Connect to computer USB port directly. Does not work properly using USB hub or keyboard port due to lack of power.



- Feature

1. 18.9mm mini size receiver suits for Notebook PC.
2. Easy switch DPI to 800 and 1600 under users' own usage.
3. Save the power consumer by Power ON/OFF switch.
4. Plug & Play
5. Stylish design

- Specification

1. Sensor type : Laser
2. Connectivity type : 2.4GHz Wireless
3. Available range : Max 8 M
(The distance may reduced due to under circumstance of its installation and battery capacity)
4. Channel Number : 16
5. Dimension : 120 (L) x 59 (W) x 30.6 (H) mm
6. OS : Window 2000 / XP (32Bits) / Vista (32,64Bits) / 7 (32.64Bits)

- Parts Included


Please check the accessories inside the box




Mouse : 1 ea



USB receiver : 1 ea
(it installed underneath
of mouse bottom side)

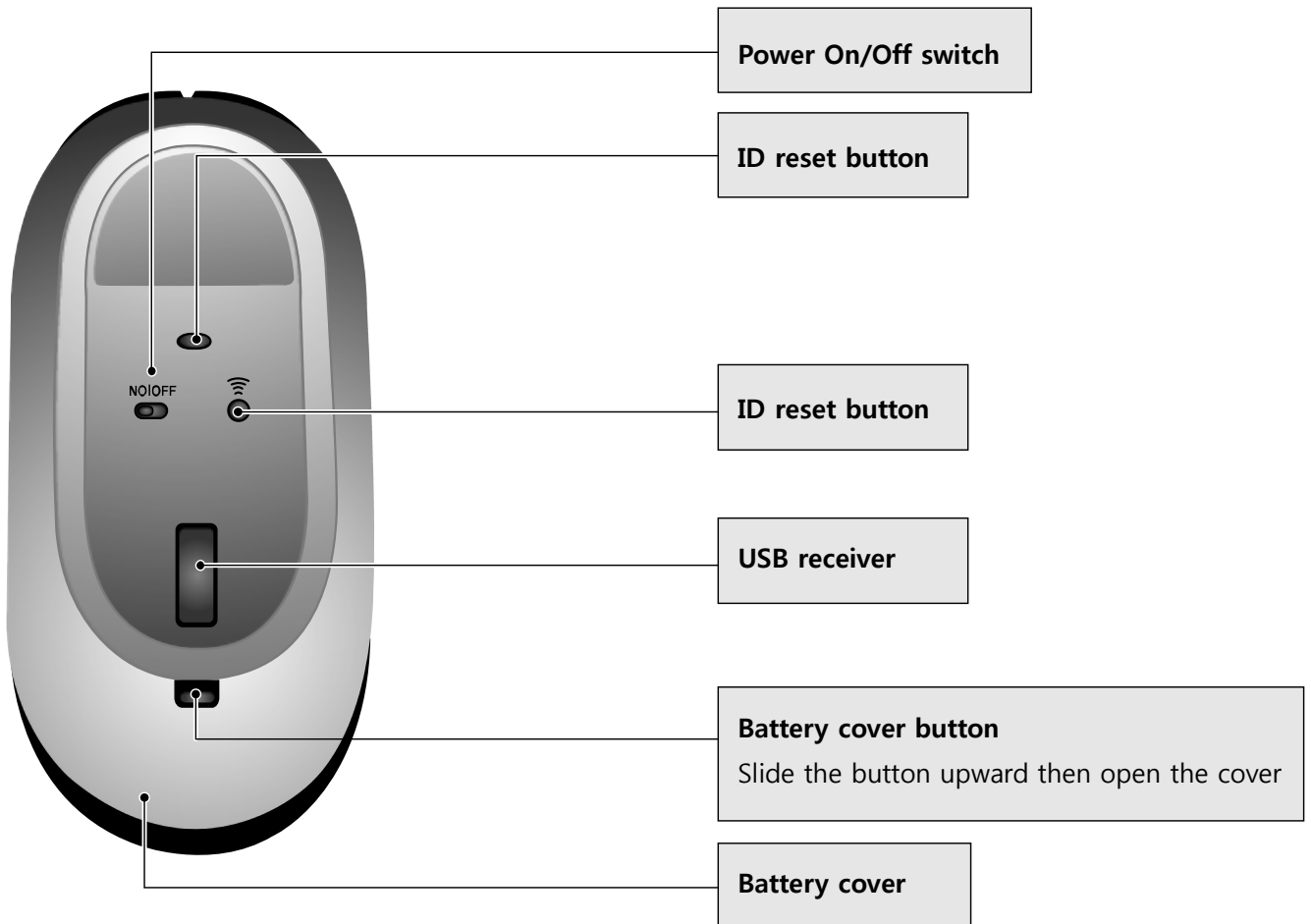



AAA battery : 2 ea



User manual : 1 ea

- Part Names & Function



- Trouble Shooting

When you have problems with your mouse, you may have one of these common problems.

Symptom	Solution
1. No Power	<ul style="list-style-type: none">- Check the battery installed properly- Check the battery polar (+),(-) installed- Changed new battery
2. Mouse not detected	<ul style="list-style-type: none">- Check USB receiver connecting to USB port of PC- Check Power On / Off switch- Connect to computer USB port directly. Does not work properly using USB hub or keyboard port due to lack of power.- USE other USB port of PC

This device complies with Part 15 of the FCC Rules. Operation is subject to the following two conditions:

- (1) this device may not cause harmful interference, and
- (2) this device must accept any interference received, including interference that may cause undesired operation

FCC Statement This equipment has been tested and found to comply with the limits for a Class B digital device, pursuant to part 15 of the FCC rules. These limits are designed to provide reasonable protection against harmful interference in a residential installation. This equipment generates uses and can radiate radio frequency energy and, if not installed and used in accordance with the instructions, may cause harmful interference to radio communications. However, there is no guarantee that interference will not occur in a particular installation. If this equipment does cause harmful interference to radio or television reception, which can be determined by turning the equipment off and on, the user is encouraged to try to correct the interference by one or more of the following measures:

- Reorient or relocate the receiving antenna.
- Increase the separation between the equipment and receiver.
- Connect the equipment into an outlet on a circuit different from that to which the receiver is connected.
- Consult the dealer or an experienced radio/TV technician for help.



Do not

Any changes or modifications to the equipment not expressly approved by the party responsible for compliance could void user's authority to operate the equipment.

Wireless mouse FCC ID	P5A-AA-SM0P25BM
USB Receiver FCC ID	P5A-AA-SM0P25BR
CE conformity marking	CE 0678
Manufacturer	ARESON TECHNOLOGY CORPORATION 11F, NO. 646, Sec. 5, Chongsin RD., San Chong 241, Taipei County, Taiwan, R.O.C.

USB Receiver FCC Label

<p>ARESON TECHNOLOGY CORPORATION Model: AA-SM0P25B FCC ID: P5A-AA-SM0P25BR</p>	
<p><i>This device complies with Part 15 of the FCC Rules. Operation is subject to the following two conditions:</i></p> <p><i>(1) this device may not cause harmful interference, and</i></p> <p><i>(2) this device must accept any interference received, including interference that may cause undesired operation</i></p>	