

Model: ASUS_A007 (ZB501KL)

ASUS Phone

IN SEARCH OF INCREDIBLE

User Guide

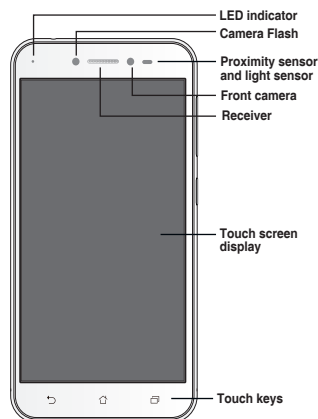


EXXXXX

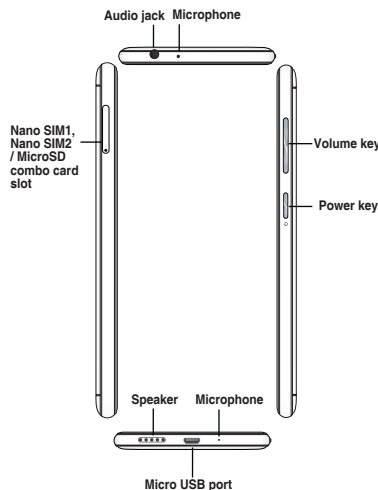
Before you start, ensure that you have read all the safety information and operating instructions in this **User Guide** to prevent injury or damage to your device.

NOTE: For the latest updates and more detailed information, please visit www.asus.com.

Front features



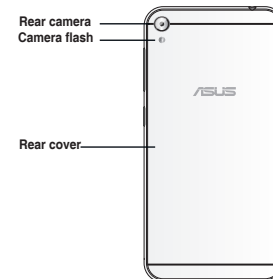
Side features



NOTES:

- The Nano SIM card slots support LTE, WCDMA and GSM/EDGE network bands.
- The microSD card slot supports microSD and microSDXC card formats.

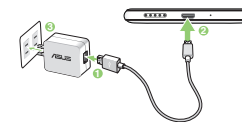
Rear features



Charging your ASUS Phone

To charge your ASUS Phone:

- Connect the USB connector into the power adapter's USB port.
- Connect the other end of the micro USB cable to your ASUS Phone.
- Plug the power adapter into a wall socket.



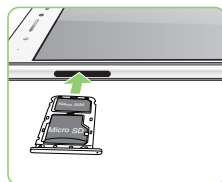
IMPORTANT!

- When using your ASUS Phone while it is plugged to a power outlet, the grounded power outlet must be near to the unit and easily accessible.
- When charging your ASUS Phone through your computer, ensure that you plug the USB cable to your computer's USB 2.0 port.
- Avoid charging your ASUS Phone in an environment with ambient temperature of above 35°C (95°F).

NOTES:

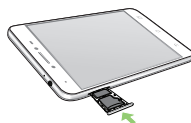
- For safety purposes, use **ONLY** the bundled power adapter and cable to avoid damaging your device and prevent the risk of injury.
- For safety purposes, use **ONLY** the bundled power adapter and cable to charge your ASUS Phone.
- The input voltage range between the wall outlet and this adapter is AC 100V - 240V. The output voltage of the micro USB cable is +5.2V=1A, 5.2W.

- Insert the Nano SIM or MicroSD card(s) into the card slot(s).



IMPORTANT: You can only use the Nano SIM2 card or the MicroSD card at a time.

- Push the tray to close it



IMPORTANT: When two SIM cards are inserted, only one SIM card slot supports 4G/3G/2G service. The other SIM card slot only supports 2G service.

CAUTION!

- Do not use sharp tools or solvent on your device to avoid scratches on it.
- Use only a standard Nano SIM card on your ASUS Phone.

Federal Communications Commission Statement

This device complies with part 15 of the FCC Rules. Operation is subject to the following two conditions: (1) This device may not cause harmful interference, and (2) this device must accept any interference received, including interference that may cause undesired operation.

Changes or modifications not expressly approved by the party responsible for compliance could void the user's authority to operate the equipment.

The antenna(s) used for this transmitter must not be co-located or operated in conjunction with any other antenna or transmitter.

This equipment has been tested and found to comply with the limits for a Class B digital device, pursuant to part 15 of the FCC Rules. These limits are designed to provide reasonable protection against harmful interference in a residential installation. This equipment generates, uses and can radiate radio frequency energy and, if not installed and used in accordance with the instructions, may cause harmful interference to radio communications. However, there is no guarantee that interference will not occur in a particular installation. If this equipment does cause harmful interference to radio or television reception, which can be determined by turning the equipment off and on, the user is encouraged to try to correct the interference by one or more of the following measures:

- Reorient or relocate the receiving antenna.
- Increase the separation between the equipment and receiver.
- Connect the equipment into an outlet on a circuit different from that to which the receiver is connected.
- Consult the dealer or an experienced radio/TV technician for help.

The country code selection is for non-US models only and is not available to all US models. Per FCC regulation, all WiFi products that are marketed in US must be fixed to US-operated channels only.

RF Exposure Information (SAR)

This device has been tested and meets applicable limits for Radio Frequency (RF) exposure.

Specific Absorption Rate (SAR) refers to the rate at which the body absorbs RF energy. SAR limits are 1.6 Watts per kilogram (over a volume containing a mass of 1 gram of tissue) in countries that follow the United States FCC limit and 2.0 W/kg (averaged over 10 grams of tissue) in countries that follow the Council of the European Union limit.

Tests for SAR are conducted using standard operating positions with the device transmitting at its highest certified power level in all tested frequency bands. To reduce exposure to RF energy, use a hands-free accessory or other similar option to keep this device from your head and body. Carry this device at least 10 mm away from your body to ensure exposure levels remain at or below the as-tested levels. Choose the belt clips, holsters, or other similar body-worn accessories which do not contain metallic components to support operation in this manner. Cases with metal parts may change the RF performance of the device, including its compliance with RF exposure guidelines, in a manner that has not been tested or certified, and use such accessories should be avoided.

The highest FCC SAR value for the device are as follows:

- 1.06 W/kg @ 1g(Head)
- 1.19 W/kg @ 1g(Body)

The FCC has granted an Equipment Authorization for this device with all reported SAR levels evaluated as in compliance with the FCC RF exposure guidelines. SAR information on this device is on file with the FCC and can be found under the Display Grant section of www.fcc.gov/oet/ea/fccid after searching on FCC ID: MSQA007A.

Installing a Nano SIM /MicroSD card

To install a Nano SIM / MicroSD card:

- Push a pin into the hole on the Nano SIM / MicroSD card tray to eject it.



EU Radio Equipment Directive Compliance

Simplified EU Declaration of Conformity

Hereby, ASUSTek Computer Inc. declares that the radio equipment ASUS_A007 is in compliance with Directive 2014/53/EU. Full text of EU declaration of conformity is available at <https://www.asus.com/support/>. (Search for ZB501KL)

RF Output Table

Items	Maximum Radio-Frequency Output Power Table	
Bluetooth	Bluetooth RF (2400–2483.5 MHz)	10.31 (dBm)
	Bluetooth 4.0-LE (2400–2483.5 MHz)	1.19 (dBm)
WLAN	2.4GHz 802.11b (2400–2483.5 MHz)	15.33 (dBm)
	2.4GHz 802.11g (2400–2483.5 MHz)	13.41 (dBm)
	2.4GHz 802.11n HT20 (2400–2483.5 MHz)	12.41 (dBm)
	5GHz 802.11a (5150–5250; 5250–5350; 5470–5725 MHz)	N/A (dBm)
	5GHz 802.11an HT20 (5150–5250; 5250–5350; 5470–5725 MHz)	N/A (dBm)
	5GHz 802.11an HT40 (5150–5250; 5250–5350; 5470–5725 MHz)	N/A (dBm)
GSM	5GHz 802.11ac HT80 (5150–5250; 5250–5350; 5470–5725 MHz)	N/A (dBm)
	GSM 900 Burst (880–915; 925–960 MHz)	33.24 (dBm)
	GSM 1800 Burst (1710–1785; 1805–1880 MHz)	30.6 (dBm)
WCDMA	WCDMA Band I (1920–1980; 2110–2170 MHz)	23.31 (dBm)
	WCDMA Band VIII (880–915; 927–960 MHz)	23.41 (dBm)

- Do not remove and dispose of the battery with your regular household waste. Take it to a hazardous material collection point.
- Do not touch the battery terminals.

NOTES:

- Risk of explosion if battery is replaced by an incorrect type.
- Dispose of used battery according to the instructions.

The charger

- Use only the charger supplied with your ASUS Phone.
- Never pull the charger cord to disconnect it from the power socket. Pull the charger itself.

Caution

Your ASUS Phone is a high quality piece of equipment. Before operating, read all instructions and cautionary markings on the (1) AC Adapter.

- Do not use the ASUS Phone in an extreme environment where high temperature or high humidity exists. The ASUS Phone performs optimally in an ambient temperature between 0 °C (32 °F) and 35 °C (95 °F).
- Do not disassemble the ASUS Phone or its accessories. If service or repair is required, return the unit to an authorized service center. If the unit is disassembled, a risk of electric shock or fire may result.
- Do not short-circuit the battery terminals with metal items.

Items	Maximum Radio-Frequency Output Power Table	
LTE	LTE Band I (1920–1980; 2110–2170 MHz)	23.91 (dBm)
	LTE Band III (1710–1785; 1805–1880 MHz)	23.98 (dBm)
	LTE Band VII (2500–2570; 2620–2690 MHz)	21.76 (dBm)
	LTE Band VIII (880–915; 927–960 MHz)	23.86 (dBm)
	LTE Band XX (832–862; 791–821 MHz)	23.81 (dBm)
	LTE Band XXVIII (703–748; 758–803 MHz)	23.54 (dBm)
	LTE Band XXXVIII (2570–2620 MHz)	23.56 (dBm)
	LTE Band XL (2300–2400 MHz)	23.3 (dBm)

RF Exposure Information

This ASUS product has been tested and meets applicable European SAR limits. The SAR limit is 2.0 W/kg in countries (1.6W/kg in India) that set the limit averaged over 10 grams of tissue. The specific maximum SAR values for this device are as follows:

ASUS_A007(ZB501KL)

- Head: 0.51 W/Kg
- Body: 1.58 W/Kg

ASUS_A007(ZB501KL) for IN/ID/TH

- Max: 0.98 W/Kg

ASUS_A007(ZB501KL) for JP

- Head: 0.576 W/Kg
- Body: 1.34 W/Kg

When carrying this device or using it while worn on the body, either use an approved accessory such as a holster or otherwise maintain a distance of 0.5 cm from the body to ensure compliance with RF exposure requirements.

Operator access with a tool

If a TOOL is necessary to gain access to an OPERATOR ACCESS AREA, either all other compartments within that area containing a hazard shall be inaccessible to the OPERATOR by the use of the same TOOL, or such compartments shall be marked to discourage OPERATOR access.

ASUS Recycling/Takeback Services

ASUS recycling and takeback programs come from our commitment to the highest standards for protecting our environment. We believe in providing solutions for you to be able to responsibly recycle our products, batteries, other components as well as the packaging materials. Please go to <http://csr.asus.com/english/Takeback.htm> for detailed recycling information in different regions.

India E-waste (Management) Rules 2016

This product complies with the "India E-Waste (Management) Rules, 2016" and prohibits use of lead, mercury, hexavalent chromium, polybrominated biphenyls (PBBs) and polybrominated diphenyl ethers (PBDEs) in concentrations exceeding 0.1% by weight in homogenous materials and 0.01 % by weight in homogenous materials for cadmium, except for the exemptions listed in Schedule II of the Rule.

CE Marking



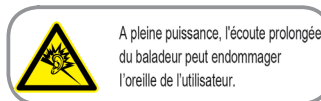
Using GPS (Global Positioning System) on your ASUS Phone

To use the GPS positioning feature on your ASUS Phone:

- Ensure that your device is connected to the Internet before using Google Map or any GPS-enabled apps.
- For first-time use of a GPS-enabled app on your device, ensure that you are outdoors to get the best positioning data.
- When using a GPS-enabled app on your device inside a vehicle, the metallic component of the car window and other electronic devices might affect the GPS performance.

Prevention of Hearing Loss

To prevent possible hearing damage, do not listen at high volume levels for long periods.



A pleine puissance, l'écoute prolongée du baladeur peut endommager l'oreille de l'utilisateur.

Proper disposal



Risk of explosion if battery is replaced by an incorrect type. Dispose of used batteries according to the instructions.



DO NOT throw the battery in municipal waste. The symbol of the crossed out wheeled bin indicates that the battery should not be placed in municipal waste.



DO NOT throw this product in municipal waste. This product has been designed to enable proper reuse of parts and recycling. The symbol of the crossed out wheeled bin indicates that the product (electrical, electronic equipment and mercury-containing button cell battery) should not be placed in municipal waste. Check local regulations for disposal of electronic products.



DO NOT throw this product in fire. DO NOT short circuit the contacts. DO NOT disassemble this product.

For France, headphones/earphones for this device are compliant with the sound pressure level requirement laid down in the applicable EN 50332-1:2013 and/or EN50332-2:2013 standard required by French Article L.5232-1.

Safety information

ASUS Phone care

- Use your ASUS Phone in an environment with ambient temperatures between 0 °C (32 °F) and 35 °C (95 °F).

The battery

Your ASUS Phone is equipped with a high performance non-detachable Li-polymer battery. Observe the maintenance guidelines for a longer battery life.

- Do not remove the non-detachable Li-polymer battery as this will void the warranty.
- Avoid charging in extremely high or low temperature. The battery performs optimally in an ambient temperature of +5 °C to +35 °C.
- Do not remove and replace the battery with a non-approved battery.
- Do not remove and soak the battery in water or any other liquid.
- Never try to open the battery as it contains substances that might be harmful if swallowed or allowed to come into contact with unprotected skin.
- Do not remove and short-circuit the battery, as it may overheat and cause a fire. Keep it away from jewelry or metal objects.
- Do not remove and dispose of the battery in fire. It could explode and release harmful substances into the environment.

ASUS

Address: 4F, No.150 Li-Te Rd., Peitou, Taipei, Taiwan

Tel: 886228943447

Fax: 886228907698

Declaration

We declare that the IMEI codes for this product, **ASUS Phone**, are unique to each unit and only assigned to this model. The IMEI of each unit is factory set and cannot be altered by the user and that it complies with the relevant IMEI integrity related requirements expressed in the GSM standards.

Should you have any questions or comments regarding this matter, please contact us.

Sincerely yours,

ASUSTek COMPUTER INC.

Tel: 886228943447

Fax: 886228907698

Support: <http://vip.asus.com/eservice/techserv.aspx>

Copyright © 2017 ASUSTek COMPUTER INC.

All Rights Reserved.

You acknowledge that all rights of this Manual remain with ASUS. Any and all rights, including without limitation, in the Manual or website, and shall remain the exclusive property of ASUS and/or its licensors. Nothing in this Manual intends to transfer any such rights, or to vest any such rights to you.

ASUS PROVIDES THIS MANUAL "AS IS" WITHOUT WARRANTY OF ANY KIND. SPECIFICATIONS AND INFORMATION CONTAINED IN THIS MANUAL ARE FURNISHED FOR INFORMATIONAL USE ONLY, AND ARE SUBJECT TO CHANGE AT ANY TIME WITHOUT NOTICE, AND SHOULD NOT BE CONSTRUED AS A COMMITMENT BY ASUS.

ZenTalk Fans Forum
(http://www.asus.com/zentalk/global_forward.php)

