



E9321
First Edition
May 2014

BC

HDMI[®]
HIGH-DEFINITION MULTIMEDIA INTERFACE

ASUS Mobile Dock

User Guide

T100 Series



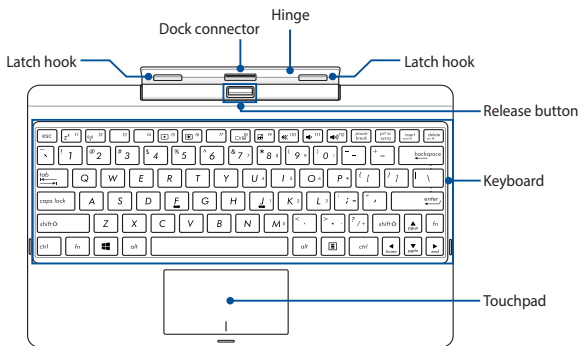
ASUS[®]
IN SEARCH OF INCREDIBLE

ASUS Mobile dock


Connecting the ASUS Mobile Dock to your tablet allows you to use both devices as a ASUS Mobile Dock. The ASUS Mobile Dock provides additional input features to your tablet via its touchpad and keyboard functions.

NOTE: The keyboard's layout may vary per region or country.

Top View

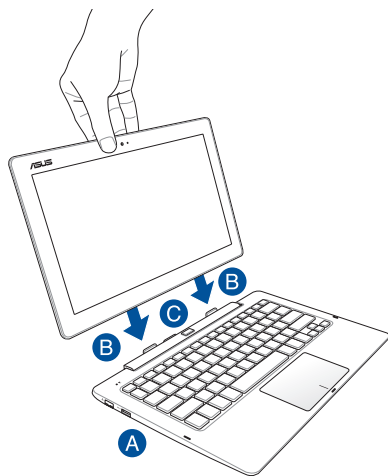


Left Side



** on selected models only*

Using the ASUS Mobile Dock



To dock your ASUS Mobile Dock

- A** Put the ASUS Mobile Dock on a flat and stable surface.
- B** Align the ASUS Tablet with the ASUS Mobile Dock.
- C** Firmly insert the ASUS Tablet into the hinge. Ensure that the latch hooks are fully inserted to the hinge holes of your ASUS Tablet.

IMPORTANT! Always pick up the entire assembly from the bottom when your ASUS Tablet is attached to the ASUS Mobile Dock.



Safety notices for your ASUS Mobile Dock

CAUTION!

- This ASUS Mobile Dock should only be used in environments with ambient temperatures between 5°C (41°F) and 35°C (95°F).
- Refer to the rating label on the bottom of your ASUS Mobile Dock and ensure that your power adapter complies with this rating.
- The power adapter may become warm to hot while in use. Do not cover the adapter and keep it away from your body while it is connected to a power source.

IMPORTANT!

- Locate the input/output rating label on your ASUS Mobile Dock and ensure that it matches the input/output rating information on your power adapter. Some ASUS Mobile Dock models may have multiple rating output currents based on the available SKU.
- The power adapter varies with model type. Use only the bundled power adapter.
- Power adapter information:
 - Input voltage: 100-240 Vac
 - Input frequency: 50-60 Hz
 - Rating output current: 2A (10W or 18 W)
 - Rating output voltage: 5V (10W) or 9V (18W)



Limitation of Liability

Circumstances may arise where because of a default on ASUS' part or other liability, you are entitled to recover damages from ASUS. In each such instance, regardless of the basis on which you are entitled to claim damages from ASUS, ASUS is liable for no more than damages for bodily injury (including death) and damage to real property and tangible personal property; or any other actual and direct damages resulted from omission or failure of performing legal duties under this Warranty Statement, up to the listed contract price of each product.

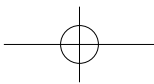
ASUS will only be responsible for or indemnify you for loss, damages or claims based in contract, tort or infringement under this Warranty Statement.

This limit also applies to ASUS' suppliers and its reseller. It is the maximum for which ASUS, its suppliers, and your reseller are collectively responsible.

UNDER NO CIRCUMSTANCES IS ASUS LIABLE FOR ANY OF THE FOLLOWING: (1) THIRD-PARTY CLAIMS AGAINST YOU FOR DAMAGES; (2) LOSS OF, OR DAMAGE TO, YOUR RECORDS OR DATA; OR (3) SPECIAL, INCIDENTAL, OR INDIRECT DAMAGES OR FOR ANY ECONOMIC CONSEQUENTIAL DAMAGES (INCLUDING LOST PROFITS OR SAVINGS), EVEN IF ASUS, ITS SUPPLIERS OR YOUR RESELLER IS INFORMED OF THEIR POSSIBILITY.

Service and Support

Visit our multi-language web site at <http://support.asus.com>



E-Manual version

Download the complete English manual version from:

<http://support.asus.com/download/options.aspx?SLanguage=en>

Copyright Information

You acknowledge that all rights of this Manual remain with ASUS. Any and all rights, including without limitation, in the Manual or website, are and shall remain the exclusive property of ASUS and/or its licensors. Nothing in this Manual intends to transfer any such rights, or to vest any such rights to you.

ASUS PROVIDES THIS MANUAL "AS IS" WITHOUT WARRANTY OF ANY KIND. SPECIFICATIONS AND INFORMATION CONTAINED IN THIS MANUAL ARE FURNISHED FOR INFORMATIONAL USE ONLY, AND ARE SUBJECT TO CHANGE AT ANY TIME WITHOUT NOTICE, AND SHOULD NOT BE CONSTRUED AS A COMMITMENT BY ASUS.

ASUS Recycling/Takeback Services

ASUS recycling and takeback programs come from our commitment to the highest standards for protecting our environment. We believe in providing solutions for you to be able to responsibly recycle our products, batteries, other components as well as the packaging materials. Please go to <http://csr.asus.com/english/Takeback.htm> for detailed recycling information in different regions.

Coating Notice


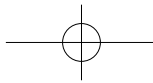
IMPORTANT! To provide electrical insulation and maintain electrical safety, a coating is applied to insulate the device except on the areas where the I/O ports are located.

CE Mark Warning



CE marking for devices without wireless LAN/ Bluetooth

The shipped version of this device complies with the requirements of the EEC directives 2004/108/EC "Electromagnetic compatibility" and 2006/95/EC "Low voltage directive".



Copyright © 2014 ASUSTeK COMPUTER INC. All Rights Reserved.