



ASUS Phone

IN SEARCH OF INCREDIBLE

User Guide

E11709



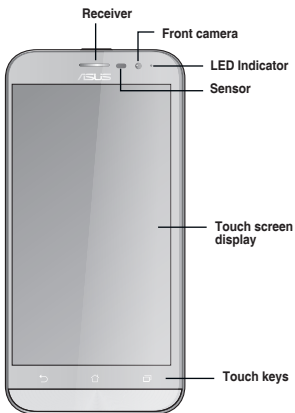
First Edition/ September 2016

Model: ASUS_X00BD (ZB500KG)

Before you start, ensure that you have read all the safety information and operating instructions in this **User Guide** to prevent injury or damage to your device.

NOTE: For the latest updates and more detailed information, please visit www.asus.com.

Front features

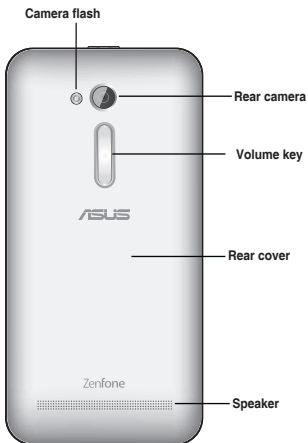


Side features



NOTE: Pry open the rear cover from the groove.

Rear features



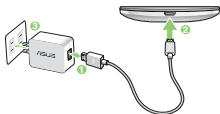
NOTES:

- Remove the rear cover to display the dual micro SIM and microSD card slots.
 - The micro SIM card slots support WCDMA and GSM/EDGE network bands.
 - The microSD card slot supports microSD and microSDHC card formats.
-

Charging your ASUS Phone

To charge your ASUS Phone:

1. Connect the USB connector into the power adapter's USB port.
2. Connect the other end of the micro USB cable to your ASUS Phone.
3. Plug the power adapter into a wall socket.



IMPORTANT!

- Your ASUS Phone comes partially charged but you must charge it fully before using it for the first time. Read the important notices and cautions before charging your device.
- When using your ASUS Phone while it is plugged to a power outlet, the grounded power outlet must be near to the unit and easily accessible.
- When charging your ASUS Phone through your computer, ensure that you plug the micro USB cable to your computer's USB 2.0 / USB 3.0 port.
- Avoid charging your ASUS Phone in an environment with ambient temperature of above 35°C (95°F).

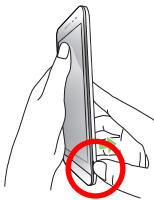
NOTES:

- Use only the power adapter that came with your device. Using a different power adapter may damage your device.
- Using the bundled power adapter and ASUS Phone signal cable to connect your ASUS Phone to a power outlet is the best way to charge your ASUS Phone.
- The input voltage range between the wall outlet and this adapter is AC 100V - 240V. The output voltage of the micro USB cable is DC 5.2V, 1A.

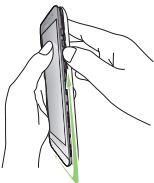
Installing a micro SIM card

To install a micro SIM card:

1. Locate the groove on the bottom-right corner of your ASUS Phone.



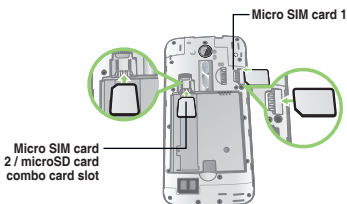
2. Pry the cover loose and then pull the rear cover off.



3. Remove the battery.



4. Insert the micro SIM card into one of the slots.



NOTES:

- The micro SIM card slot 2 is at the lower part of the micro SIM / micro SD combo card slot.
- Both Micro SIM card slots support 2G/3G WCDMA network bands. But only one micro SIM card can connect to 3G WCDMA service at a time.

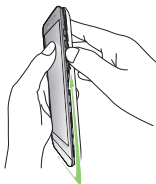
CAUTION!

- Do not use sharp tools or solvent on your device to avoid scratches on it.
- Use only a standard micro SIM card on your ASUS Phone. A nano to micro SIM adapter or a trimmed SIM card may not properly fit into and may not be detected by your ASUS Phone.
- **DO NOT install an empty nano to micro SIM adapter into the micro SIM card slot to avoid irreversible damage.**

Installing a microSD card

To install a microSD card:

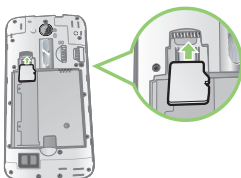
1. Locate the groove on the bottom-right corner of your ASUS Phone.
2. Pry the cover loose and then pull the rear cover off.



3. Remove the battery.



4. Insert the microSD card into the microSD card slot.







FCC Regulations:

This mobile phone complies with part 15 of the FCC Rules. Operation is subject to the following two conditions: (1) This device may not cause harmful interference, and (2) this device must accept any interference received, including interference that may cause undesired operation.

This mobile phone has been tested and found to comply with the limits for a Class B digital device, pursuant to Part 15 of the FCC Rules. These limits are designed to provide reasonable protection against harmful interference in a residential installation. This equipment generates, uses and can radiated radio frequency energy and, if not installed and used in accordance with the instructions, may cause harmful interference to radio communications. However, there is no guarantee that interference will not occur in a particular installation. If this equipment does cause harmful interference to radio or television reception, which can be determined by turning the equipment off and on, the user is encouraged to try to correct the interference by one or more of the following measures:



- Reorient or relocate the receiving antenna.
- Increase the separation between the equipment and receiver.
- Connect the equipment into an outlet on a circuit different from that to which the receiver is connected.
- Consult the dealer or an experienced radio/TV technician for help.


Caution: Changes or modifications not expressly approved by the party responsible for compliance could void the user's authority to operate the equipment.




RF Exposure Information (SAR)

This phone is designed and manufactured not to exceed the emission limits for exposure to radio frequency (RF) energy set by the Federal Communications Commission of the United States.

During SAR testing, this device was set to transmit at its highest certified power level in all tested frequency bands, and placed in positions that simulate RF exposure in usage against the head with no separation, and near the body with the separation of 10 mm. Although the SAR is determined at the highest certified power level, the actual SAR level of the device while operating can be well below the maximum value. This is because the phone is designed to operate at multiple power levels so as to use only the power required to reach the network. In general, the closer you are to a wireless base station antenna, the lower the power output.



The exposure standard for wireless devices employing a unit of measurement is known as the Specific Absorption Rate, or SAR.





The SAR limit set by the FCC is 1.6W/kg.

This device is complied with SAR for general population /uncontrolled exposure limits in ANSI/IEEE C95.1-1992 and had been tested in accordance with the measurement methods and procedures specified in IEEE1528.

The FCC has granted an Equipment Authorization for this model phone with all reported SAR levels evaluated as in compliance with the FCC RF exposure guidelines. SAR information on this model phone is on file with the FCC and can be found under the Display Grant section of www.fcc.gov/oet/ea/fccid after searching on FCC ID: MSQX00BD.

For this device, the highest reported SAR value for usage against the head is 0.78 W/kg, for usage near the body is 1.15 W/kg.



While there may be differences between the SAR levels of various phones and at various positions, they all meet the government requirements.


SAR compliance for body-worn operation is based on a separation distance of 10 mm between the unit and the human body. Carry this device at least 10 mm away from your body to ensure RF exposure level compliant or lower to the reported level. To support body-worn operation, choose the belt clips or holsters, which do not contain metallic components, to maintain a separation of 10 mm between this device and your body.



RF exposure compliance with any body-worn accessory, which contains metal, was not tested and certified, and use such body-worn accessory should be avoided.

Hearing Aid Compatibility (HAC) regulations for Mobile phones




In 2003, the FCC adopted rules to make digital wireless telephones compatible with hearing aids and cochlear implants. Although analog wireless phones do not usually cause interference with hearing aids or cochlear implants, digital wireless phones sometimes do because of electromagnetic energy emitted by the phone's antenna, backlight, or other components. Your phone is compliant with FCC HAC regulations (ANSI C63.19- 2011). While some wireless phones are used near some hearing devices (hearing aids and cochlear implants), users may detect a buzzing, humming, or whining noise. Some hearing devices are more immune than others to this interference noise and phones also vary in the amount of interference they generate. The wireless telephone industry has developed a rating system for wireless phones to assist hearing device users in finding phones that may be compatible with their hearing devices. Not all phones have been rated. Phones that are rated have the rating on






their box or a label located on the box. The ratings are not guarantees. Results will vary depending on the user's hearing device and hearing loss. If your hearing device happens to be vulnerable to interference, you may not be able to use a rated phone successfully. Trying out the phone with your hearing device is the best way to evaluate it for your personal needs.



This phone has been tested and rated for use with hearing aids for some of the wireless technologies that it uses. However, there may be some newer wireless technologies used in this phone that have not been tested yet for use with hearing aids. It is important to try the different features of this phone thoroughly and in different locations, using your hearing aid or cochlear implant, to determine if you hear any interfering noise. Consult your service provider or the manufacturer of this phone for information on hearing aid compatibility. If you have questions about return or exchange policies, consult your service provider or phone retailer.



M-Ratings: Phones rated M3 or M4 meet FCC requirements and are likely to generate less interference to hearing devices than phones that are not labeled. M4 is the better/higher of the two ratings.

T-Ratings: Phones rated T3 or T4 meet FCC requirements and are likely to be more usable with a hearing device's telecoil ("T Switch" or "Telephone Switch") than unrated phones. T4 is the better/higher of the two ratings. (Note that not all hearing devices have telecoils in them.)

Your phone meets the M3/T3 level rating.

Hearing devices may also be rated. Your hearing device manufacturer or hearing health professional may help you find this rating. For more information about FCC Hearing Aid Compatibility, please go to <http://www.fcc.gov/cgb/dro>.

CE RF Exposure Compliance

This device meets the EU requirements (1999/519/EC) on the limitation of exposure of the general public to electromagnetic fields by way of health protection.

For body-worn operation, this device has been tested and meets the ICNIRP guidelines and the European Standard EN 62209-2, for use with dedicated accessories. SAR is measured with this device at a separation of 0.5 cm to the body, while transmitting at the highest certified output power level in all frequency bands of this device. Use of other accessories which contain metals may not ensure compliance with ICNIRP exposure guidelines.

CE Mark Warning

CE0560

CE marking for devices with wireless LAN/ Bluetooth

This equipment complies with the requirements of Directive 1999/5/EC of the European Parliament and Commission from 9 March, 1999 governing Radio and Telecommunications Equipment and mutual recognition of conformity. The highest CE SAR values for the device are as follows:

- 0.511 W/Kg (Head)
- 0.796 W/Kg (Body)

Using GPS (Global Positioning System) on your ASUS Phone

To use the GPS positioning feature on your ASUS Phone:

- Ensure that your device is connected to the Internet before using Google Map or any GPS-enabled apps.
- For first-time use of a GPS-enabled app on your device, ensure that you are outdoors to get the best positioning data.
- When using a GPS-enabled app on your device inside a vehicle, the metallic component of the car window and other electronic devices might affect the GPS performance.

Prevention of Hearing Loss

To prevent possible hearing damage, do not listen at high volume levels for long periods.



A pleine puissance, l'écoute prolongée du baladeur peut endommager l'oreille de l'utilisateur.

For France, headphones/earphones for this device are compliant with the sound pressure level requirement laid down in the applicable EN 50332-1:2013 and/or EN50332-2:2013 standard required by French Article L.5232-1.

Safety information

ASUS Phone care

- Use your ASUS Phone in an environment with ambient temperatures between 0°C (32 °F) and 35 °C (95 °F).

The battery

Your ASUS Phone is equipped with a high performance detachable Li-Ion battery. Observe the maintenance guidelines for a longer battery life.

- Avoid charging in extremely high or low temperature. The battery performs optimally in an ambient temperature of +5 °C to +35 °C.
- Use only ASUS battery. Using a different battery may cause physical harm/injury and may damage your device.
- Do not remove and soak the battery in water or any other liquid.
- Never try to open the battery as it contains substances that might be harmful if swallowed or allowed to come into contact with unprotected skin.
- Do not remove and short-circuit the battery, as it may overheat and cause a fire. Keep it away from jewelry or metal objects.
- Do not remove and dispose of the battery in fire. It could explode and release harmful substances into the environment.
- Do not remove and dispose of the battery with your regular household waste. Take it to a hazardous material collection point.
- Do not touch the battery terminals.
- To avoid fire or burns, do not disassemble, bend, crush, or puncture the battery.

NOTES:

- Risk of explosion if battery is replaced by an incorrect type.
 - Dispose of used battery according to the instructions.
-

The charger

- Use only the charger supplied with your ASUS Phone.
- Never pull the charger cord to disconnect it from the power socket. Pull the charger itself.

Caution

Your ASUS Phone is a high quality piece of equipment. Before operating, read all instructions and cautionary markings on the (1) AC Adapter.

- Do not use the ASUS Phone in an extreme environment where high temperature or high humidity exists. The ASUS Phone performs optimally in an ambient temperature between 0 °C (32°F) and 35 °C (95 °F).
- Do not disassemble the ASUS Phone or its accessories. If service or repair is required, return the unit to an authorized service center. If the unit is disassembled, a risk of electric shock or fire may result.
- Do not short-circuit the battery terminals with metal items.

Operator access with a tool

If a TOOL is necessary to gain access to an OPERATOR ACCESS AREA, either all other compartments within that area containing a hazard shall be inaccessible to the OPERATOR by the use of the same TOOL, or such compartments shall be marked to discourage OPERATOR access.

ASUS Recycling/Takeback Services

ASUS recycling and takeback programs come from our commitment to the highest standards for protecting our environment. We believe in providing solutions for you to be able to responsibly recycle our products, batteries, other components as well as the packaging materials. Please go to <http://csr.asus.com/english/Takeback.htm> for detailed recycling information in different regions.

Proper disposal



Risk of explosion if battery is replaced by an incorrect type. Dispose of used batteries according to the instructions.



DO NOT throw the battery in municipal waste. The symbol of the crossed out wheeled bin indicates that the battery should not be placed in municipal waste.



DO NOT throw this product in municipal waste. This product has been designed to enable proper reuse of parts and recycling. The symbol of the crossed out wheeled bin indicates that the product (electrical, electronic equipment and mercury-containing button cell battery) should not be placed in municipal waste. Check local regulations for disposal of electronic products.



DO NOT throw this product in fire. DO NOT short circuit the contacts. DO NOT disassemble this product.

WARNING! This product may contain chemicals known to the State of California to cause cancer, birth defects, or other reproductive harm. Wash hands after handling.



EU Declaration of Conformity



We, the undersigned,

Manufacturer:	ASUSTEK COMPUTER INC.
Address:	RP. No. 100, LT-10, RD. PITAGOR, TAIPEI 112, TAIWAN
Authorized representative in Europe:	ASUS COMPUTER GERMANY
Address, City:	HANNOVER STR. 21-23, 40589 BATHENEN
Country:	GERMANY

declare the following apparatus:

Product name :	ASUS Phone
Model name :	ASUS_X056D

The object of the declaration described above is in conformity with the relevant Union harmonization legislation:

EMC – Directive 2004/108/EC (until April 19th, 2016) and Directive 2014/53/EU (from April 20th, 2016)

<input checked="" type="checkbox"/> EN 55022:2015+AC:2017	<input checked="" type="checkbox"/> EN 55024:2015
<input checked="" type="checkbox"/> EN 55022:2013+AC:2013	<input checked="" type="checkbox"/> EN 61000-3-2:2013
	<input checked="" type="checkbox"/> EN 61000-3-2:2014

RATE – Directive 1999/5/EC

<input checked="" type="checkbox"/> EN 300 328 V1.1 (2015-02)	<input checked="" type="checkbox"/> EN 301 488-1 V1.9 (2011-08)
<input checked="" type="checkbox"/> EN 300 328-2 V1.6 (2015-02)	<input checked="" type="checkbox"/> EN 301 488-3 V1.6 (2011-08)
<input checked="" type="checkbox"/> EN 300 440-1 V1.6 (2015-08)	<input checked="" type="checkbox"/> EN 301 488-17 V2.2 (2012-08)
<input checked="" type="checkbox"/> EN 300 440-2 V1.4 (2015-08)	<input checked="" type="checkbox"/> EN 301 488-24 V1.5 (2010-10)
<input checked="" type="checkbox"/> EN 301 911 V1.2.1 (2015-08)	<input checked="" type="checkbox"/> EN 302 281-1 V1.1 (2009-07)
<input checked="" type="checkbox"/> EN 301 908-1 V1.1 (2015-12)	<input checked="" type="checkbox"/> EN 302 281-2 V1.1 (2009-07)
<input checked="" type="checkbox"/> EN 301 908-2 V1.1 (2015-12)	<input checked="" type="checkbox"/> EN 30286:2013AC:2014
<input checked="" type="checkbox"/> EN 301 908-13 V1.1 (2015-12)	<input checked="" type="checkbox"/> EN 62209-1:2008
<input checked="" type="checkbox"/> EN 301 883 V1.8 (2015-03)	<input checked="" type="checkbox"/> EN 62209-2:2010
<input checked="" type="checkbox"/> EN 62476:2010	
<input checked="" type="checkbox"/> EN 62311:2008	

LVD – Directive 2006/95/EC (until April 19th, 2016) and Directive 2014/35/EU (from April 20th, 2016)

<input checked="" type="checkbox"/> EN 60950-1: 2006 / A12: 2011	<input type="checkbox"/> EN 60950:2002 / A12: 2011
<input checked="" type="checkbox"/> EN 60950-1: 2006 / A2: 2013	

RoHS – Directive 2002/95/EC

<input checked="" type="checkbox"/> Regulation (EC) No. 1275/2008	<input checked="" type="checkbox"/> Regulation (EC) No. 2769/2008
<input checked="" type="checkbox"/> Regulation (EC) No. 942/2009	<input checked="" type="checkbox"/> Regulation (EU) No. 617/2013

REMS – Directive 2011/65/EU

<input checked="" type="checkbox"/> CE marking	
<input checked="" type="checkbox"/> Equipment Class 1	

CE0560

 (EU conformity marking)



 Signature
 Jerry Shen

 Printed Name
 CEO

 Position

Taipei, Taiwan

 Place of issue
 9/9/2016

 Date of issue
 2016

 Year CE marking was first affixed



EU Konformitätserklärung



Hiermit erklären wir,

Hersteller:	ASUSTEK COMPUTER INC.
Anrede:	RP. No. 100, LT-10, RD. PITAGOR, TAIPEI 112, TAIWAN
Benennung:	ASUS COMPUTER GERMANY
Anrede der Benennung:	HANNOVER STR. 21-23, 40589 BATHENEN
Land:	GERMANY

dass nachstehend bezeichnete Produkte

Produktbezeichnung	ASUS Phone
Modellbezeichnung	ASUS_X056D

mit den nachstehend angegebenen, für das Produkt geltenden Richtlinien/Bestimmungen übereinstimmen:

EMV – Richtlinie 2004/108/EG (bis 19. April 2016) und Richtlinie 2014/53/EU (ab 20. April 2016)

<input checked="" type="checkbox"/> EN 55022:2015+AC:2017	<input checked="" type="checkbox"/> EN 55024:2015
<input checked="" type="checkbox"/> EN 55022:2013+AC:2013	<input checked="" type="checkbox"/> EN 61000-3-2:2013
	<input checked="" type="checkbox"/> EN 61000-3-2:2014

RATE – Richtlinie 1999/5/EC

<input checked="" type="checkbox"/> EN 300 328 V1.1 (2015-02)	<input checked="" type="checkbox"/> EN 301 488-1 V1.9 (2011-08)
<input checked="" type="checkbox"/> EN 300 328-2 V1.6 (2015-02)	<input checked="" type="checkbox"/> EN 301 488-3 V1.6 (2011-08)
<input checked="" type="checkbox"/> EN 300 440-1 V1.6 (2015-08)	<input checked="" type="checkbox"/> EN 301 488-17 V2.2 (2012-08)
<input checked="" type="checkbox"/> EN 300 440-2 V1.4 (2015-08)	<input checked="" type="checkbox"/> EN 301 488-24 V1.5 (2010-10)
<input checked="" type="checkbox"/> EN 301 911 V1.2.1 (2015-08)	<input checked="" type="checkbox"/> EN 302 281-1 V1.1 (2009-07)
<input checked="" type="checkbox"/> EN 301 908-1 V1.1 (2015-12)	<input checked="" type="checkbox"/> EN 302 281-2 V1.1 (2009-07)
<input checked="" type="checkbox"/> EN 301 908-2 V1.1 (2015-12)	<input checked="" type="checkbox"/> EN 30286:2013AC:2014
<input checked="" type="checkbox"/> EN 301 908-13 V1.1 (2015-12)	<input checked="" type="checkbox"/> EN 62209-1:2008
<input checked="" type="checkbox"/> EN 301 883 V1.8 (2015-03)	<input checked="" type="checkbox"/> EN 62209-2:2010
<input checked="" type="checkbox"/> EN 62476:2010	
<input checked="" type="checkbox"/> EN 62311:2008	

LVD – Richtlinie 2006/95/EG (bis 19. April 2016) und Richtlinie 2014/35/EU (ab 20. April 2016)

<input checked="" type="checkbox"/> EN 60950-1: 2006 / A12: 2011	<input type="checkbox"/> EN 60950:2002 / A12: 2011
<input checked="" type="checkbox"/> EN 60950-1: 2006 / A2: 2013	

RoHS – Richtlinie 2002/95/EG


<input checked="" type="checkbox"/> Verordnung (EG) No. 1275/2008	<input checked="" type="checkbox"/> Verordnung (EG) No. 2769/2008
<input checked="" type="checkbox"/> Verordnung (EG) No. 942/2009	<input checked="" type="checkbox"/> Verordnung (EU) No. 617/2013

REMS – Richtlinie 2011/65/EU

<input checked="" type="checkbox"/> CE Kennzeichen	
<input checked="" type="checkbox"/> Geräteklasse 1	

CE0560

 (EU Konformitätszeichen)



 Unterschrift
 Jerry Shen

 Name
 CEO

 Position

Taipei, Taiwan

 Ort
 9/9/2016

 Datum
 2016

 Jahr der Kennzeichenergabe





UE Declaración de Conformidad

Nostrós, los abajo firmantes,

Fabricante:	ASUSTEK COMPUTER INC.
Dirección:	4F, No. 100, Li-Fu Rd., PISTON, TAIPEI 112, TAIWAN
Representante autorizado en Europa:	ASUS COMPUTER GmbH
Dirección, Ciudad:	HARKORT STR. 27-29, 40880 RATTOLEN
País:	GERMANY

Declaramos el siguiente producto:

Nombre del aparato :	ASUS Phone
Nombre del modelo :	ASUS_X00D

El objeto de la declaración describe anteriormente en consonancia con la legislación de armonización pertinente de la Unión:

Directiva 2004/108/CE (basada en 19 de abril 2004) y Directiva 2014/53/UE (basada en 26 de abril 2014)

<input checked="" type="checkbox"/> EN 55022:2010-AC:2011	<input checked="" type="checkbox"/> EN 55024:2010
<input checked="" type="checkbox"/> EN 55022:2010-AC:2013	<input checked="" type="checkbox"/> EN 61000-3-2:2013
	<input checked="" type="checkbox"/> EN 61000-3-2:2014

Directiva R&TTE 1999/5/CE

<input checked="" type="checkbox"/> EN 300 330-1 V1.8 (1/2010-02)	<input checked="" type="checkbox"/> EN 301 488-1 V1.8 (2/2011-08)
<input checked="" type="checkbox"/> EN 300 330-2 V1.8 (1/2010-02)	<input checked="" type="checkbox"/> EN 301 488-2 V1.8 (1/2010-08)
<input checked="" type="checkbox"/> EN 300 440-1 V1.8 (1/2010-08)	<input checked="" type="checkbox"/> EN 301 488-3 V1.8 (1/2010-08)
<input checked="" type="checkbox"/> EN 300 440-2 V1.8 (1/2010-08)	<input checked="" type="checkbox"/> EN 301 488-4 V1.8 (1/2010-08)
<input checked="" type="checkbox"/> EN 301 011 V1.2 (1/2010-08)	<input checked="" type="checkbox"/> EN 302 281-1 V1.1 (1/2009-07)
<input checked="" type="checkbox"/> EN 301 808-1 V1.1 (1/2010-02)	<input checked="" type="checkbox"/> EN 302 281-2 V1.1 (1/2009-07)
<input checked="" type="checkbox"/> EN 301 808-2 V1.1 (1/2010-02)	<input checked="" type="checkbox"/> EN 302 281-3 V1.1 (1/2009-07)
<input checked="" type="checkbox"/> EN 301 808-13 V1.1 (1/2011-12)	<input checked="" type="checkbox"/> EN 302 281-4 V1.1 (1/2009-07)
<input checked="" type="checkbox"/> EN 301 892 V1.8 (1/2010-02)	<input checked="" type="checkbox"/> EN 302 281-5 V1.1 (1/2009-07)
<input checked="" type="checkbox"/> EN 60746:2010	<input checked="" type="checkbox"/> EN 30286:2010(A1):2012
<input checked="" type="checkbox"/> EN 60747:2010	<input checked="" type="checkbox"/> EN 60388:2013-AC:2014
<input checked="" type="checkbox"/> EN 60748:2010	<input checked="" type="checkbox"/> EN 62209-1:2009
<input checked="" type="checkbox"/> EN 60749:2010	<input checked="" type="checkbox"/> EN 62209-2:2010

Directiva LVD 2006/95/CE (basada en 19 de abril 2006) y Directiva 2014/34/UE (basada en 26 de abril 2014)

<input checked="" type="checkbox"/> EN 60950-1:2009 / A12:2011	<input checked="" type="checkbox"/> EN 60950:2012 / A12:2011
<input checked="" type="checkbox"/> EN 60950-1:2009 / A2:2013	

Directiva EMC 2002/95/CE

<input checked="" type="checkbox"/> Regulation (CE) No. 1275/2008	<input checked="" type="checkbox"/> Regulation (CE) No. 2782/2009
<input checked="" type="checkbox"/> Regulation (CE) No. 642/2009	<input checked="" type="checkbox"/> Regulation (CE) No. 617/2013

Directiva RoHS 2011/65/UE

<input checked="" type="checkbox"/> Restriction CE	
<input checked="" type="checkbox"/> Annex II, Class 1	

Vw 160217

CE0560

(marcado CE de conformidad)

Firma	Taipei, Taiwan
Lugar de emisión	

Nombre empresa	9/9/2016
Fecha de emisión	

Posición	2016
Año en que se colocó el marcado CE por primera vez	



DECLARATION UE DE CONFORMITE



Nous, soussignés

Fabricant:	ASUSTEK COMPUTER INC.
Adresse:	4F, No. 100, Li-Fu Rd., PISTON, TAIPEI 112, TAIWAN
Representant autorisé en Europe:	ASUS COMPUTER GmbH
Adresse, Ville:	HARKORT STR. 27-29, 40880 RATTOLEN
Pays:	GERMANY

Declaramos l'appareil suivant:

Nom du produit :	ASUS Phone
Nom du modèle :	ASUS_X00D

L'objet de la déclaration décrit ci-dessus est conforme avec la législation d'harmonisation de l'Union applicable

Directive 2004/108/CE (basada en 19 de abril 2004) et la directive 2014/53/UE (basada en 26 de abril 2014)

<input checked="" type="checkbox"/> EN 55022:2010-AC:2011	<input checked="" type="checkbox"/> EN 55024:2010
<input checked="" type="checkbox"/> EN 55022:2010-AC:2013	<input checked="" type="checkbox"/> EN 61000-3-2:2013
	<input checked="" type="checkbox"/> EN 61000-3-2:2014

Directive R&TTE 1999/5/CE

<input checked="" type="checkbox"/> EN 300 330-1 V1.8 (1/2010-02)	<input checked="" type="checkbox"/> EN 301 488-1 V1.8 (2/2011-08)
<input checked="" type="checkbox"/> EN 300 330-2 V1.8 (1/2010-02)	<input checked="" type="checkbox"/> EN 301 488-2 V1.8 (1/2010-08)
<input checked="" type="checkbox"/> EN 300 440-1 V1.8 (1/2010-08)	<input checked="" type="checkbox"/> EN 301 488-3 V1.8 (1/2010-08)
<input checked="" type="checkbox"/> EN 300 440-2 V1.8 (1/2010-08)	<input checked="" type="checkbox"/> EN 301 488-4 V1.8 (1/2010-08)
<input checked="" type="checkbox"/> EN 301 011 V1.2 (1/2010-08)	<input checked="" type="checkbox"/> EN 302 281-1 V1.1 (1/2009-07)
<input checked="" type="checkbox"/> EN 301 808-1 V1.1 (1/2010-02)	<input checked="" type="checkbox"/> EN 302 281-2 V1.1 (1/2009-07)
<input checked="" type="checkbox"/> EN 301 808-2 V1.1 (1/2010-02)	<input checked="" type="checkbox"/> EN 302 281-3 V1.1 (1/2009-07)
<input checked="" type="checkbox"/> EN 301 808-13 V1.1 (1/2011-12)	<input checked="" type="checkbox"/> EN 302 281-4 V1.1 (1/2009-07)
<input checked="" type="checkbox"/> EN 301 892 V1.8 (1/2010-02)	<input checked="" type="checkbox"/> EN 302 281-5 V1.1 (1/2009-07)
<input checked="" type="checkbox"/> EN 60746:2010	<input checked="" type="checkbox"/> EN 30286:2010(A1):2012
<input checked="" type="checkbox"/> EN 60747:2010	<input checked="" type="checkbox"/> EN 60388:2013-AC:2014
<input checked="" type="checkbox"/> EN 60748:2010	<input checked="" type="checkbox"/> EN 62209-1:2009
<input checked="" type="checkbox"/> EN 60749:2010	<input checked="" type="checkbox"/> EN 62209-2:2010

Directive LVD 2006/95/CE (basada en 19 de abril 2006) et la directive 2014/34/UE (basada en 26 de abril 2014)

<input checked="" type="checkbox"/> EN 60950-1:2009 / A12:2011	<input checked="" type="checkbox"/> EN 60950:2012 / A12:2011
<input checked="" type="checkbox"/> EN 60950-1:2009 / A2:2013	

Directive EMC 2002/95/CE

<input checked="" type="checkbox"/> Regulation (CE) No. 1275/2008	<input checked="" type="checkbox"/> Regulation (CE) No. 2782/2009
<input checked="" type="checkbox"/> Regulation (CE) No. 642/2009	<input checked="" type="checkbox"/> Regulation (CE) No. 617/2013

Directive RoHS 2011/65/UE

<input checked="" type="checkbox"/> Restriction CE	
<input checked="" type="checkbox"/> Annex II, Class 1	

Vw 160217

CE0560

(Marquage UE de conformité)

Signature	Taipei, Taiwan
Lieu de délivrance	

Nom en caractères d'imprimerie	9/9/2016
Date d'émission	

Position	2016
Année où commence l'apposition du marquage CE	





Declaração CE de Conformidade **ASUS** IN SEARCH OF INCREDIBLE

Nós, os abaixo-assinados,

Fabricante:	ASUSTEK COMPUTER INC.
Endereço:	8F, 700, 113th St, TAIPEI, TAIWAN
Representante autorizado na Europa:	ASUS COMPUTER GmbH
Endereço, cidade:	HANNOVER STR. 21-23, 40589 HANNOVER
País:	GERMANY

declaramos o seguinte aparelho:

Nome do produto:	ASUS Phone
Nome do modelo:	ASUS_X006D

O objeto da declaração acima descrito está em conformidade com a legislação de harmonização da União aplicável:

EMC Diretiva 2004/108/CE (até 19 de abril de 2016) e Diretiva 2014/53/UE (a partir de 20 de abril de 2016)

<input checked="" type="checkbox"/> EN 55022:2010+AC:2011	<input checked="" type="checkbox"/> EN 55025:2010
<input checked="" type="checkbox"/> EN 61000-3-2:2010+AC:2011	<input checked="" type="checkbox"/> EN 61000-3-3:2010
<input checked="" type="checkbox"/> EN 61000-3-2:2011	<input checked="" type="checkbox"/> EN 61000-3-2:2011

RATTE – Diretiva 1999/5/CE

<input checked="" type="checkbox"/> EN 300 328 V1.8 1,2019-03	<input checked="" type="checkbox"/> EN 301 488-1 V1.9 2,2011-08
<input checked="" type="checkbox"/> EN 300 328-1 V1.8 1,2019-03	<input checked="" type="checkbox"/> EN 301 488-2 V1.8 1,2013-08
<input checked="" type="checkbox"/> EN 300 328-2 V1.8 1,2019-03	<input checked="" type="checkbox"/> EN 301 488-7 V1.3 1,2009-11
<input checked="" type="checkbox"/> EN 300 440-1 V1.8 1,2019-08	<input checked="" type="checkbox"/> EN 301 488-17 V2.2 1,2013-08
<input checked="" type="checkbox"/> EN 300 440-2 V1.8 1,2019-08	<input checked="" type="checkbox"/> EN 301 488-24 V1.8 1,2010-10
<input checked="" type="checkbox"/> EN 301 511 V1.2 1,2015-08	<input checked="" type="checkbox"/> EN 302 281-1 V1.1 1,2009-07
<input checked="" type="checkbox"/> EN 301 908-1 V1.1 1,2018-03	<input checked="" type="checkbox"/> EN 302 281-2 V1.1 1,2009-07
<input checked="" type="checkbox"/> EN 301 908-2 V1.1 1,2018-03	<input checked="" type="checkbox"/> EN 60882:2010(A1):2012
<input checked="" type="checkbox"/> EN 301 908-13 V1.1 1,2019-12	<input checked="" type="checkbox"/> EN 60968:2013(A1):2014
<input checked="" type="checkbox"/> EN 301 883 V1.8 1,2019-03	<input checked="" type="checkbox"/> EN 62209-1:2008
<input checked="" type="checkbox"/> EN 62479:2012	<input checked="" type="checkbox"/> EN 62209-2:2010
<input checked="" type="checkbox"/> EN 62311:2008	

LVD Diretiva 2006/95/CE (até 19 de abril de 2016) and Diretiva 2014/35/UE (a partir de 20 de abril de 2016)

<input checked="" type="checkbox"/> EN 60950-1: 2006 / A12: 2011	<input checked="" type="checkbox"/> EN 60950:2002 / A12: 2011
<input checked="" type="checkbox"/> EN 60950-1: 2006 / A2: 2013	

RoHS – Diretiva 2002/95/CE

<input checked="" type="checkbox"/> Regulation (EC) No. 1275/2008	<input checked="" type="checkbox"/> Regulation (EC) No. 2769/2008
<input checked="" type="checkbox"/> Regulation (EC) No. 943/2009	<input checked="" type="checkbox"/> Regulation (EC) No. 873/2013

RoHS – Diretiva 2011/65/UE

Ver 10/2017

Marcação CE

Classe de desempenho: 1

CE 0560

(Marcação CE de conformidade)

	Taipei, Taiwan
Assinatura	Local de emissão
Jerry Shen	9/9/2016
Nome impresso	Data de emissão
CEO	2016
Posição	Ano marcação CE foi aposta por primeira vez



Declarație de conformitate UE **ASUS** IN SEARCH OF INCREDIBLE

Subsemnatul,

Fabricant:	ASUSTEK COMPUTER INC.
Adresă:	8F, 700, 113th St, TAIPEI, TAIWAN
Reprezentant autorizat în Europa:	ASUS COMPUTER GmbH
Adresă, Oraș:	HANNOVER STR. 21-23, 40589 HANNOVER
Țară:	GERMANY

declară următorul aparat:

Nume Produs :	ASUS Phone
Nume Model :	ASUS_X006D

Obiectul declarației descrisă mai sus este în conformitate cu legislația relevantă de armonizare a Uniunii:

EMC – Diretiva 2004/108/CE (închis în 19 Aprilie 2016) și Diretiva 2014/53/UE (închis în 20 Aprilie 2016)

<input checked="" type="checkbox"/> EN 55022:2010+AC:2011	<input checked="" type="checkbox"/> EN 55025:2010
<input checked="" type="checkbox"/> EN 61000-3-2:2010+AC:2011	<input checked="" type="checkbox"/> EN 61000-3-3:2010
<input checked="" type="checkbox"/> EN 61000-3-2:2011	<input checked="" type="checkbox"/> EN 61000-3-2:2011

RATTE – Diretiva 1999/5/CE

<input checked="" type="checkbox"/> EN 300 328 V1.8 1,2019-03	<input checked="" type="checkbox"/> EN 301 488-1 V1.9 2,2011-08
<input checked="" type="checkbox"/> EN 300 328-1 V1.8 1,2019-03	<input checked="" type="checkbox"/> EN 301 488-2 V1.8 1,2013-08
<input checked="" type="checkbox"/> EN 300 328-2 V1.8 1,2019-03	<input checked="" type="checkbox"/> EN 301 488-7 V1.3 1,2009-11
<input checked="" type="checkbox"/> EN 300 440-1 V1.8 1,2019-08	<input checked="" type="checkbox"/> EN 301 488-17 V2.2 1,2013-08
<input checked="" type="checkbox"/> EN 300 440-2 V1.8 1,2019-08	<input checked="" type="checkbox"/> EN 301 488-24 V1.8 1,2010-10
<input checked="" type="checkbox"/> EN 301 511 V1.2 1,2015-08	<input checked="" type="checkbox"/> EN 302 281-1 V1.1 1,2009-07
<input checked="" type="checkbox"/> EN 301 908-1 V1.1 1,2018-03	<input checked="" type="checkbox"/> EN 302 281-2 V1.1 1,2009-07
<input checked="" type="checkbox"/> EN 301 908-2 V1.1 1,2018-03	<input checked="" type="checkbox"/> EN 60882:2010(A1):2012
<input checked="" type="checkbox"/> EN 301 908-13 V1.1 1,2019-12	<input checked="" type="checkbox"/> EN 60968:2013(A1):2014
<input checked="" type="checkbox"/> EN 301 883 V1.8 1,2019-03	<input checked="" type="checkbox"/> EN 62209-1:2008
<input checked="" type="checkbox"/> EN 62479:2012	<input checked="" type="checkbox"/> EN 62209-2:2010
<input checked="" type="checkbox"/> EN 62311:2008	

LVD – Diretiva 2006/95/CE (închis în 19 Aprilie 2016) și Diretiva 2014/35/UE (închis în 20 Aprilie 2016)

<input checked="" type="checkbox"/> EN 60950-1: 2006 / A12: 2011	<input checked="" type="checkbox"/> EN 60950:2002 / A12: 2011
<input checked="" type="checkbox"/> EN 60950-1: 2006 / A2: 2013	

RoHS – Diretiva 2002/95/CE

<input checked="" type="checkbox"/> Regulation (EC) No. 1275/2008	<input checked="" type="checkbox"/> Regulation (EC) No. 2769/2008
<input checked="" type="checkbox"/> Regulation (EC) No. 943/2009	<input checked="" type="checkbox"/> Regulation (EC) No. 873/2013

RoHS – Diretiva 2011/65/UE

Ver 10/2017

Marcajul CE

Clasamentul Class 1

CE 0560

(Marcajul de conformitate UE)

	Taipei, Taiwan
Semnătură	Local emișor
Jerry Shen	9/9/2016
Nume	Data emișor
CEO	2016
Funcție	Anul în care Marcajul CE a fost aplicat pentru prima dată





EU Uygunluk Beyanı



Biz, bu imza altındaki

Şirket:	ASUSTeK COMPUTER INC.
Adres:	8F, No. 106, Li-Tsuei Rd., PERTIQU, TAIPEI 112, TAIWAN
Ayrıca/Özellik:	ASUS COMPUTER GROUP
Adres, Şehir:	HANGKONG STR. 21-23, 40865 RATINGEN
Ülke:	ALMANYA

Aşağıdaki ürünleri beyan ediyorum :

Ürün adı :	ASUS Phone
Model adı :	ASUS_X00BD

Yukarıda belirtilen beyanın konusu birtakım yasalarımıza göre uygundur:

EMC – Direktif 2004/108/EC 19 Nisan 2014'ün tadat ve Direktif 2014/53/EU 18 Nisan 2014

<input checked="" type="checkbox"/> EN 55022 2010+AC:2011	<input checked="" type="checkbox"/> EN 55024 2010
<input checked="" type="checkbox"/> EN 55022 2012+AC:2013	<input checked="" type="checkbox"/> EN 61000-3-2 2010
	<input checked="" type="checkbox"/> EN 61000-3-2 2014

BATE – Direktif 1999/5/EC

<input checked="" type="checkbox"/> EN 300 328 V1.8 1/2010-02	<input checked="" type="checkbox"/> EN 301 888-1 V1.8 1/2010-08
<input checked="" type="checkbox"/> EN 300 328-1 V1.8 1/2010-03	<input checked="" type="checkbox"/> EN 301 888-2 V1.8 1/2010-08
<input checked="" type="checkbox"/> EN 300 328-2 V1.8 1/2010-03	<input checked="" type="checkbox"/> EN 301 888-3 V1.8 1/2010-08
<input checked="" type="checkbox"/> EN 300 440-1 V1.8 1/2010-08	<input checked="" type="checkbox"/> EN 301 889-1 V1.8 1/2010-08
<input checked="" type="checkbox"/> EN 300 440-2 V1.8 1/2010-08	<input checked="" type="checkbox"/> EN 301 889-2 V1.8 1/2010-08
<input checked="" type="checkbox"/> EN 301 911 V1.2 1 1/2010-08	<input checked="" type="checkbox"/> EN 302 281-1 V1.1 1/2009-07
<input checked="" type="checkbox"/> EN 301 888-1 V1.1 1/2010-03	<input checked="" type="checkbox"/> EN 302 281-2 V1.1 1/2009-07
<input checked="" type="checkbox"/> EN 301 888-2 V1.1 1/2010-03	<input checked="" type="checkbox"/> EN 30362 2011(A1) 2012
<input checked="" type="checkbox"/> EN 301 888-12 V1.1 1/2010-12	<input checked="" type="checkbox"/> EN 30362 2013(A1) 2014
<input checked="" type="checkbox"/> EN 301 888 V1.8 1/2010-03	<input checked="" type="checkbox"/> EN 62208-1 2008
<input checked="" type="checkbox"/> EN 62479 2010	<input checked="" type="checkbox"/> EN 62208-2 2010
<input checked="" type="checkbox"/> EN 62311 2008	

LVD – Direktif 2006/95/19 Nisan 2014'ün tadat ve Direktif 2014/35/EU 18 Nisan 2014

<input checked="" type="checkbox"/> EN 60950-1 2005 1 AC: 2011	<input checked="" type="checkbox"/> EN 60950 2002 1 A1:2 2011
<input checked="" type="checkbox"/> EN 60950-2 2005 04 2011	

Eco-design – Direktif 2009/125/EC

<input checked="" type="checkbox"/> Regulation (EC) No. 1275/2008	<input checked="" type="checkbox"/> Regulation (EC) No. 276/2009
<input checked="" type="checkbox"/> Directive (EC) No. 645/2009	<input checked="" type="checkbox"/> Regulation (EC) No. 81/2009

RoHS – Direktif 2011/65/EU

<input checked="" type="checkbox"/> EN 60950-1 2005 1 AC: 2011	
<input checked="" type="checkbox"/> EN 60950-2 2005 04 2011	

CE Marki

Uygunluk Şekli 1

CE0560

(EU uygunluk işaret)

İmza	Taipei, Taiwan
Jerry Shen	Sorum yeri
Baskın Ad	9/9/2016
CEO	Sorum tarihi
Pozisyonu	2016
	CE işaretinin ilk eklendiği yıl





ASUS

Address: 4F, No.150 Li-Te Rd., Peitou, Taipei,
Taiwan

Tel: 886228943447

Fax: 886228907698

Declaration

We declare that the IMEI codes for this product, **ASUS Phone**, are unique to each unit and only assigned to this model. The IMEI of each unit is factory set and cannot be altered by the user and that it complies with the relevant IMEI integrity related requirements expressed in the GSM standards.

Should you have any questions or comments regarding this matter, please contact us.

Sincerely yours,

ASUSTeK COMPUTER INC.

Tel: 886228943447

Fax: 886228907698

Support: <http://vip.asus.com/eservice/techserv.aspx>

Copyright © 2016 ASUSTeK COMPUTER INC.

All Rights Reserved.

You acknowledge that all rights of this Manual remain with ASUS. Any and all rights, including without limitation, in the Manual or website, and shall remain the exclusive property of ASUS and/or its licensors. Nothing in this Manual intends to transfer any such rights, or to vest any such rights to you.

ASUS PROVIDES THIS MANUAL "AS IS" WITHOUT WARRANTY OF ANY KIND. SPECIFICATIONS AND INFORMATION CONTAINED IN THIS MANUAL ARE FURNISHED FOR INFORMATIONAL USE ONLY, AND ARE SUBJECT TO CHANGE AT ANY TIME WITHOUT NOTICE, AND SHOULD NOT BE CONSTRUED AS A COMMITMENT BY ASUS.

[ZenTalk Fans Forum](#)

(http://www.asus.com/zentalk/global_forward.php)

