



ASUS Phone

IN SEARCH OF INCREDIBLE

User Guide



E14286



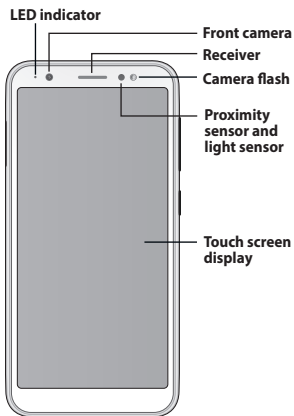
First Edition/ May 2018

ASUS Phone (Mobile Phone)
Model: ASUS_X00RD (ZA550KL)

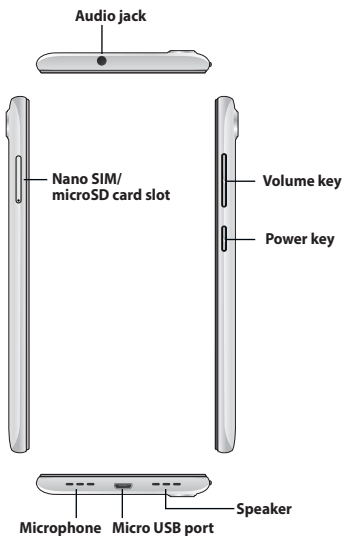
Before you start, ensure that you have read all the safety information and operating instructions in this **User Guide** to prevent injury or damage to your device.

NOTE: For the complete E-Manual and more detailed information, refer to <https://www.asus.com/support/>.

Front features




Side features



NOTE: The micro USB port supports USB 2.0 transfer rate.



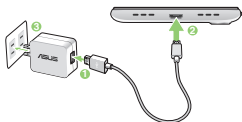
Rear features



Charging your ASUS Phone

To charge your ASUS Phone:

1. Connect the USB connector into the power adapter's USB port.
2. Connect the other end of the micro USB cable to your ASUS Phone.
3. Plug the power adapter into a wall socket.



IMPORTANT!

- When using your ASUS Phone while it is plugged to a power outlet, the grounded power outlet must be near to the unit and easily accessible.
- When charging your ASUS Phone through your computer, ensure that you plug the micro USB cable to your computer's USB port.
- Avoid charging your ASUS Phone in an environment with ambient temperature of above 35 °C (95 °F).

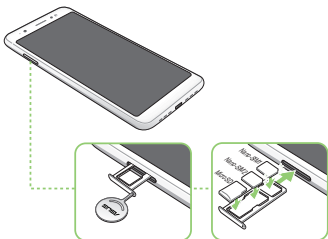
NOTES:

- For safety purposes, use **ONLY** the bundled power adapter and cable to avoid damaging your device and prevent the risk of injury.
- For safety purposes, use **ONLY** the bundled power adapter and cable to charge your ASUS Phone.
- The input voltage range between the wall outlet and this adapter is AC 100V - 240V. The output voltage of the micro USB cable is +5.2V=1A, 5W.

Installing a nano SIM / microSD card

To install a nano SIM / MicroSD card:

1. Push a pin into the hole on the nano SIM / MicroSD card tray to eject it. Insert the nano SIM or microSD card into the appropriate slot.



2. Push the tray to close it.



NOTES:

- Both nano SIM card slots support GSM/GPRS/EDGE, WCDMA/HSPA+/DC-HSPA+, FDD-LTE, and TD-LTE DSDV network bands. Both nano SIM cards can connect to VoLTE 4G calling service. But only one can connect to FDD-LTE, and TD-LTE data service at a time.
- The microSD card slot supports microSD and microSDXC card formats.



CAUTION!

- Do not use sharp tools or solvent on your device to avoid scratches on it.
 - Use only a standard nano SIM card on your ASUS Phone.
-

Federal Communications Commission Statement

This device complies with part 15 of the FCC Rules. Operation is subject to the following two conditions: (1) This device may not cause harmful interference, and (2) this device must accept any interference received, including interference that may cause undesired operation.

Changes or modifications not expressly approved by the party responsible for compliance could void the user's authority to operate the equipment.

This equipment has been tested and found to comply with the limits for a Class B digital device, pursuant to part 15 of the FCC Rules. These limits are designed to provide reasonable protection against harmful interference in a residential installation. This equipment generates, uses and can radiate radio frequency energy and, if not installed and used in accordance with the instructions, may cause harmful interference to radio communications. However, there is no guarantee that interference will not occur in a particular installation. If this equipment does cause harmful interference to radio or television reception, which can be determined by turning the equipment off and on, the user is encouraged to try to correct the interference by one or more of the following measures:

- Reorient or relocate the receiving antenna.
- Increase the separation between the equipment and receiver.
- Connect the equipment into an outlet on a



circuit different from that to which the receiver is connected.

- Consult the dealer or an experienced radio/TV technician for help.

The antenna(s) used for this transmitter must not be co-located or operated in conjunction with any other antenna or transmitter.

The country code selection is for non-US models only and is not available to all US models. Per FCC regulation, all WiFi products that are marketed in US must be fixed to US-operated channels only.

The responsible party within the USA per 47 CFR Part 2.1077(a)(3):

ASUS COMPUTER INTERNATIONAL (America)

Address: Corporate Way, Fremont, CA 94539, USA

Telephone: +1-510-739-3777

RF Exposure Information (SAR)

This device has been tested and meets applicable limits for Radio Frequency (RF) exposure.

Specific Absorption Rate (SAR) refers to the rate at which the body absorbs RF energy. SAR limits are 1.6 Watts per kilogram (over a volume containing a mass of 1 gram of tissue) in countries that follow the United States FCC limit and 2.0 W/kg (averaged over 10 grams of tissue) in countries that follow the Council of the European Union limit. Tests for SAR are conducted using standard operating positions with the device transmitting at its highest certified power level in all tested frequency bands.

To reduce exposure to RF energy, use a hands-free accessory or other similar option to keep this device away from your head and body. Carry this device at least 15 mm away from your body to ensure exposure levels remain at or below the as-tested levels. Choose the belt clips, holsters, or other

similar body-worn accessories which do not contain metallic components to support operation in this manner. Cases with metal parts may change the RF performance of the device, including its compliance with RF exposure guidelines, in a manner that has not been tested or certified, and use such accessories should be avoided.

The highest FCC SAR values for the device (ASUS_X00RD) are as follows:

- 1.15 W/Kg @1g(Head)
- 1.14 W/Kg @1g(Body)
- 1.18 W/Kg @1g(Hotspot)

The FCC has granted an Equipment Authorization for this device (ASUS_X00RD) with all reported SAR levels evaluated as in compliance with the FCC RF exposure guidelines. SAR information on this device is on file with the FCC and can be found under the Display Grant section of www.fcc.gov/oet/ea/fccid after searching on FCC ID: MSQX00RD.

Canada, Industry Canada (IC) Notices

This device complies with Industry Canada's licence-exempt RSS standard(s). Operation is subject to the following two conditions:

- (1) This device may not cause interference; and
- (2) This device must accept any interference, including interference that may cause undesired operation of the device.

Le présent appareil est conforme aux normes CNR d'Industrie Canada applicables aux appareils radio exempts de licence. Son utilisation est sujette aux deux conditions suivantes :

- (1) Cet appareil ne doit pas créer d'interférences nuisibles, et
- (2) Cet appareil doit tolérer tout type d'interférences, y compris celles susceptibles de

provoquer un fonctionnement non souhaité de l'appareil.

Radio Frequency (RF) Exposure Information

The radiated output power of the Wireless Device is below the Industry Canada (IC) radio frequency exposure limits. The Wireless Device should be used in such a manner such that the potential for human contact during normal operation is minimized. This device has been evaluated for and shown compliant with the IC Specific Absorption Rate ("SAR") limits when installed in specific host products operated in portable exposure conditions.

Canada's REL (Radio Equipment List) can be found at the following web address: <http://www.ic.gc.ca/app/sitt/reltel/srch/nwRdSrch.do?lang=eng>.

Additional Canadian information on RF exposure also can be found at the following web address: <http://www.ic.gc.ca/eic/site/smt-gst.nsf/eng/sf08792.html>.

This equipment should be installed and operated with minimum distance 15 mm between the radiator and your body.

Informations concernant l'exposition aux fréquences radio (RF)

La puissance de sortie émise par cet appareil sans fil est inférieure à la limite d'exposition aux fréquences radio d'Industrie Canada (IC). Utilisez l'appareil sans fil de façon à minimiser les contacts humains lors d'un fonctionnement normal.

Cet appareil été évalué et démontré conforme aux limites de DAS (Débit d'absorption spécifique) d'IC lorsqu'il est installé dans des produits hôtes particuliers qui fonctionnent dans des conditions d'exposition à des appareils portables.

Ce périphérique est homologué pour l'utilisation au Canada. Pour consulter l'entrée correspondant à l'appareil dans la liste d'équipement radio (REL - Radio Equipment List) d'Industrie Canada rendez-vous sur :

<http://www.ic.gc.ca/app/sitt/reitel/srch/nwRdSrch.do?lang=eng>.

Pour des informations supplémentaires concernant l'exposition aux ondes radio au Canada, rendez-vous sur :

<http://www.ic.gc.ca/eic/site/smt-gst.nsf/eng/sf08792.html>.

Cet appareil doit être installé et utilisé avec un minimum de 15 mm de distance entre la source de rayonnement et votre corps.

CAN ICES-3(B)/NMB-3(B)

This Class B digital apparatus complies with Canadian ICES-003.

Cet appareil numérique de la classe B est conforme à la norme NMB-003 du Canada.

This device and its antenna(s) must not be co-located or operated in conjunction with any other antenna or transmitter, except tested built-in radios. The County Code Selection feature is disabled for products that are marketed in the US/ Canada.

Cet appareil et son ou ses antenne(s) ne doivent pas être situés près de ou utilisés conjointement avec une autre antenne ou un autre émetteur, exception faite des radios intégrées qui ont été testées.

La fonction de sélection de l'indicatif du pays est désactivée pour les produits commercialisés aux États-Unis et au Canada.

The IC ID for this device is 3568A-X00RD.

L'identifiant Industrie Canada de cet appareil est: 3568A-X00RD.



Using GPS (Global Positioning System) on your ASUS Phone

To use the GPS positioning feature on your ASUS Phone:

- Ensure that your device is connected to the Internet before using Google Map or any GPS-enabled apps.
- For first-time use of a GPS-enabled app on your device, ensure that you are outdoors to get the best positioning data.
- When using a GPS-enabled app on your device inside a vehicle, the metallic component of the car window and other electronic devices might affect the GPS performance.

Safety information



CAUTION! Use of controls or adjustments or performance of procedures other than those specified herein may result in hazardous radiation exposure.





ASUS Phone care

- Use your ASUS Phone in an environment with ambient temperatures between 0 °C (32 °F) and 35 °C (95 °F).

The battery

WARNING: Disassembling the battery by yourself will void its warranty and may cause serious harm.

Your ASUS Phone is equipped with a high performance non-detachable Li-polymer battery. Observe the maintenance guidelines for a longer battery life.

- 
- 
- Do not remove the non-detachable Li-polymer battery as this will void the warranty.
 - Avoid charging in extremely high or low temperature. The battery performs optimally in an ambient temperature of +5 °C to +35 °C.
 - Do not remove and replace the battery with a non-approved battery.
 - Use only ASUS battery. Using a different battery may cause physical harm/injury and may damage your device.
 - Do not remove and soak the battery in water or any other liquid.
 - Never try to open the battery as it contains substances that might be harmful if swallowed or allowed to come into contact with unprotected skin.
 - Do not remove and short-circuit the battery, as it may overheat and cause a fire. Keep it away from jewelry or metal objects.
 - Do not remove and dispose of the battery in fire. It could explode and release harmful substances into the environment.
 - Do not remove and dispose of the battery with your regular household waste. Take it to a hazardous material collection point.
 - Do not touch the battery terminals.
 - To avoid fire or burns, do not disassemble, bend, crush, or puncture the battery.
- 
- 

NOTES:

- Risk of explosion if battery is replaced by an incorrect type.
 - Dispose of used battery according to the instructions.
-

The charger

- Use only the charger supplied with your ASUS Phone.



- Never pull the charger cord to disconnect it from the power socket. Pull the charger itself.

Caution

Your ASUS Phone is a high quality piece of equipment. Before operating, read all instructions and cautionary markings on the (1) AC Adapter.

- Do not use the ASUS Phone in an extreme environment where high temperature or high humidity exists. The ASUS Phone performs optimally in an ambient temperature between 0 °C (32 °F) and 35 °C (95 °F).
- Do not disassemble the ASUS Phone or its accessories. If service or repair is required, return the unit to an authorized service center. If the unit is disassembled, a risk of electric shock or fire may result.
- Do not short-circuit the battery terminals with metal items.

Operator access with a tool

If a TOOL is necessary to gain access to an OPERATOR ACCESS AREA, either all other compartments within that area containing a hazard shall be inaccessible to the OPERATOR by the use of the same TOOL, or such compartments shall be marked to discourage OPERATOR access.

ASUS Recycling/Takeback Services

ASUS recycling and takeback programs come from our commitment to the highest standards for protecting our environment. We believe in providing solutions for you to be able to responsibly recycle our products, batteries, other components as well as the packaging materials. Please go to <http://csr.asus.com/english/Takeback.htm> for detailed recycling information in different regions.

Proper disposal



Risk of explosion if battery is replaced by an incorrect type. Dispose of used batteries according to the instructions.



DO NOT throw the battery in municipal waste. The symbol of the crossed out wheeled bin indicates that the battery should not be placed in municipal waste.



DO NOT throw this product in municipal waste. This product has been designed to enable proper reuse of parts and recycling. The symbol of the crossed out wheeled bin indicates that the product (electrical, electronic equipment and mercury-containing button cell battery) should not be placed in municipal waste. Check local regulations for disposal of electronic products.



DO NOT throw this product in fire. DO NOT short circuit the contacts. DO NOT disassemble this product.



WARNING

Cancer and Reproductive Harm-
www.P65Warnings.ca.gov

NOTE: For more legal and e-labelling information, check on your device from **Settings > About > Legal information / Regulatory labels.**

FCC COMPLIANCE INFORMATION

Per FCC Part 2 Section 2.1077



Responsible Party: Asus Computer International
Address: 800 Corporate Way, Fremont, CA 94539.
Phone/Fax No: (510)739-3777/(510)608-4555

hereby declares that the product

Product Name : ZenFone Live L1
Model Number : ASUS_X00RD

compliance statement:

This device complies with part 15 of the FCC Rules. Operation is subject to the following two conditions: (1) This device may not cause harmful interference, and (2) this device must accept any interference received, including interference that may cause undesired operation.

Ver. 180125



ASUS

**Address: 4F, 150 Li-Te Rd., Peitou, Taipei,
Taiwan**

Tel: 886228943447

Fax: 886228907698

Declaration

We declare that the IMEI codes for this product, **ASUS Phone**, are unique to each unit and only assigned to this model. The IMEI of each unit is factory set and cannot be altered by the user and that it complies with the relevant IMEI integrity related requirements expressed in the GSM standards.

Should you have any questions or comments regarding this matter, please contact us.

Sincerely yours,

ASUSTeK COMPUTER INC.

Tel: 886228943447

Fax: 886228907698

Support: <https://www.asus.com/support/>

Copyright © 2018 ASUSTeK COMPUTER INC.

All Rights Reserved.

You acknowledge that all rights of this Manual remain with ASUS. Any and all rights, including without limitation, in the Manual or website, and shall remain the exclusive property of ASUS and/or its licensors. Nothing in this Manual intends to transfer any such rights, or to vest any such rights to you.

ASUS PROVIDES THIS MANUAL "AS IS" WITHOUT WARRANTY OF ANY KIND. SPECIFICATIONS AND INFORMATION CONTAINED IN THIS MANUAL ARE FURNISHED FOR INFORMATIONAL USE ONLY, AND ARE SUBJECT TO CHANGE AT ANY TIME WITHOUT NOTICE, AND SHOULD NOT BE CONSTRUED AS A COMMITMENT BY ASUS.

ZenTalk Fans Forum

http://www.asus.com/zentalk/global_forward.php

