



ASUS Phone

IN SEARCH OF INCREDIBLE

User Guide

BC

E13419

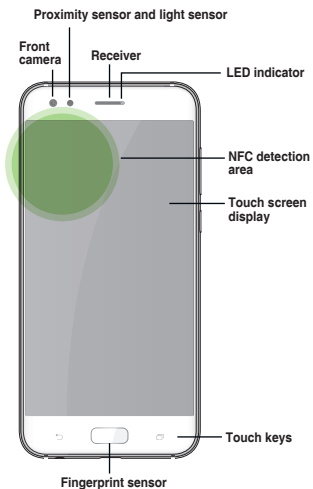


ASUS Phone (Mobile Phone)
Second Edition / August 2017
Model: ASUS_Z01KD (ZE554KL)
ASUS_Z01KDA (ZE554KL)
ASUS_Z01KS(ZE554KL)

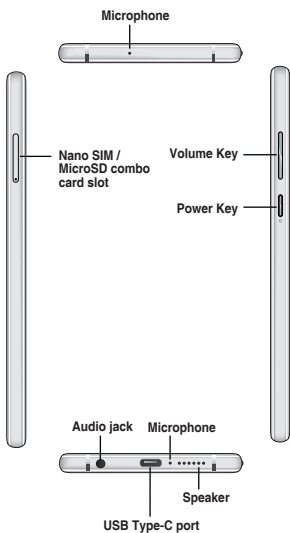
Before you start, ensure that you have read all the safety information and operating instructions in this **User Guide** to prevent injury or damage to your device.

NOTE: For the latest updates and more detailed information, please visit www.asus.com.

Front features



Side features



NOTE: The USB Type-C port supports USB2.0 transfer rate.

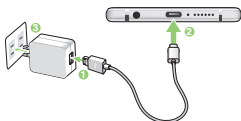
Rear features



Charging your ASUS Phone

To charge your ASUS Phone:

1. Connect the USB connector into the power adapter's USB port.
2. Connect the other end of the USB Type C cable to your ASUS Phone.
3. Plug the power adapter into a wall socket.



IMPORTANT!

- When using your ASUS Phone while it is plugged to a power outlet, the grounded power outlet must be near to the unit and easily accessible.
- When charging your ASUS Phone through your computer, ensure that you plug the USB Type C cable to your computer's USB port.
- Avoid charging your ASUS Phone in an environment with ambient temperature of above 35 °C (95 °F).

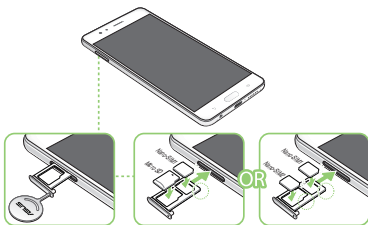
NOTES:

- For safety purposes, use **ONLY** the bundled power adapter and cable to avoid damaging your device and prevent the risk of injury.
- For safety purposes, use **ONLY** the bundled power adapter and cable to charge your ASUS Phone.
- The input voltage range between the wall outlet and this adapter is AC 100V - 240V. The output voltage of the Type C cable is +5V==2A, 10W or +9V==2A, 18W.

Installing a Nano SIM /MicroSD card

To install a Nano SIM / MicroSD card:

1. Push a pin into the hole on the Nano SIM / MicroSD card slot to eject the tray out. Insert the Nano SIM or MicroSD card(s) into the card slots.



IMPORTANT: You can only use the Nano SIM 2 card or the MicroSD card at a time.

IMPORTANT: When two SIM cards are inserted, only one SIM card slot supports 4G/3G/2G service. The other SIM card slot only supports 2G/3G service.

2. Push the tray to close it.



NOTES:

- The Nano SIM card slots support LTE, WCDMA and GSM/EDGE network bands.
 - The MicroSD card slot supports MicroSD and MicroSDHC card formats.
-

CAUTION!

- Do not use sharp tools or solvent on your device to avoid scratches on it.
 - Use only a standard Nano SIM card on your ASUS Phone. A trimmed SIM card may not properly fit into and may not be detected by your ASUS Phone.
-

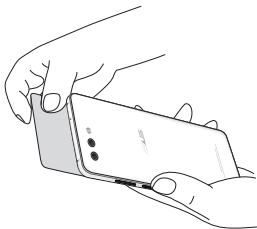
Using NFC

NOTE: NFC is only available in selected regions/countries.

You can use NFC in the following three scenarios:

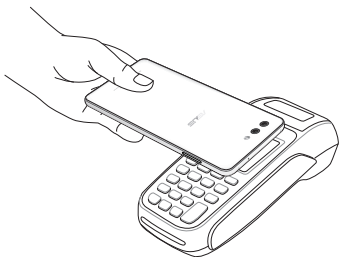
Reader mode: Your phone reads information from a contactless card, NFC tag, or other NFC devices.

Place the NFC area of your phone on the contactless card, NFC tag, or NFC device.



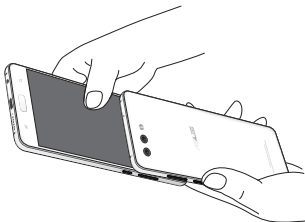
Card Emulation mode: Your phone can be used like a contactless card.

Place the NFC area of your phone on the NFC area of the NFC reader.



Peer-to-Peer mode: Transfers photos, contacts, or other data between your phone and an NFC-enabled smartphone.


Bring the NFC areas of both smartphones together, without any space between them.






Federal Communication Commission Interference Statement

This device complies with part 15 of the FCC Rules. Operation is subject to the following two conditions: (1) This device may not cause harmful interference, and (2) this device must accept any interference received, including interference that may cause undesired operation.



This device has been tested and found to comply with the limits for a Class B digital device, pursuant to Part 15 of the FCC Rules. These limits are designed to provide reasonable protection against harmful interference in a residential installation. This equipment generates, uses, and can radiate radio frequency energy, and, if not installed and used in accordance with the instructions, may cause harmful interference to radio communications. However, there is no guarantee that interference will not occur in a particular installation. If this equipment does cause harmful interference to radio or television reception, which can be determined by turning the equipment off and on, the user is encouraged to try to correct the interference by one or more of the following measures:



- Reorient or relocate the receiving antenna.
- Increase the separation between the equipment and receiver.
- Connect the equipment into an outlet on a circuit different from that to which the receiver is connected.
- Consult the dealer or an experienced radio/TV technician for help.

FCC Caution:

- Any Changes or modifications not expressly approved by the party responsible for compliance could void the user's authority to operate the equipment.
- The antenna(s) used for this transmitter must

not be co-located or operating in conjunction with any other antenna or transmitter.

- The country code selection is for non-US model only and is not available to all US model. Per FCC regulation, all WiFi product marketed in US must fixed to US operation channels only.

RF Exposure Information (SAR)

This device meets the government's requirements for exposure to radio waves.



This device is designed and manufactured not to exceed the emission limits for exposure to radio frequency (RF) energy set by the Federal Communications Commission of the U.S. Government.

The exposure standard for wireless device employs a unit of measurement known as the Specific Absorption Rate, or SAR. The SAR limit set by the FCC is 1.6W/kg. *Tests for SAR are conducted using standard operating positions accepted by the FCC with the device transmitting at its highest certified power level in all tested frequency bands. Although the SAR is determined at the highest certified power level, the actual SAR level of the device while operating can be well below the maximum value. This is because the device is designed to operate at multiple power levels so as to use only the power required to reach the network. In general, the closer you are to a wireless base station antenna, the lower the power output.

The highest SAR value for the model device as reported to the FCC when tested for use at the ear is 1.18 W/kg and when worn on the body, as described in this user guide, is 0.79 W/kg (Body-worn measurements differ among device models, depending upon available accessories and FCC requirements.)

While there may be differences between the SAR levels of various devices and at various positions, they all meet the government requirement.


The FCC has granted an Equipment Authorization




for this model device with all reported SAR levels evaluated as in compliance with the FCC RF exposure guidelines. SAR information on this model device is on file with the FCC and can be found under the Display Grant section of www.fcc.gov/oet/ea/fccid after searching on FCC ID: MSQZ01KD.

For body worn operation, this device has been tested and meets the FCC RF exposure guidelines for use with an accessory that contains no metal and be positioned a minimum of 1cm from the body. Use of other accessories may not ensure compliance with FCC RF exposure guidelines. If you do not use a body-worn accessory and are not holding the device at the ear, position the handset a minimum of 1cm from your body when the device is switched on.

FCC Statement (HAC)



This phone has been tested and rated for use with hearing aids for some of the wireless technologies that it uses. However, there may be some newer wireless technologies used in this phone that have not been tested yet for use with hearing aids. It is important to try the different features of this phone thoroughly and in different locations, using your hearing aid or cochlear implant, to determine if you hear any interfering noise. Consult your service provider or the manufacturer of this phone for information on hearing aid compatibility. If you have questions about return or exchange policies, consult your service provider or phone retailer.



The Federal Communications Commission has implemented rules and a rating system designed to enable people who wear hearing aids to more effectively use these wireless telecommunications devices. The standard for compatibility of digital wireless phones with hearing aids is set forth in American National Standard Institute (ANSI) standard C63.19. There are two sets of ANSI standards with ratings from one to four (four being the best rating): an “M” rating for reduced interference making it easier to hear conversations

on the phone when using the hearing aid microphone, and a “T” rating that enables the phone to be used with hearing aids operating in the telecoil mode thus reducing unwanted background noise.

The Hearing Aid Compatibility rating is displayed on the wireless phone box.



A phone is considered Hearing Aid Compatible for acoustic coupling (microphone mode) if it has an “M3” or “M4” rating. A digital wireless phone is considered Hearing Aid Compatible for inductive coupling (telecoil mode) if it has a “T3” or “T4” rating.

The tested M-Rating and T-Rating for this device (FCC ID: MSQZ01KD) are M3 and T3.

You'll want to try a number of wireless phones so that you can decide which works the best with your hearing aids. You may also want to talk with your hearing aid professional about the extent to which your hearing aids are immune to interference, if they have wireless phone shielding, and whether your hearing aid has a HAC rating.

Industry Canada statement

- A. This device complies with Industry Canada license-exempt RSS standard(s). Operation is subject to the following two conditions:
- 1) this device may not cause interference, and
 - 2) this device must accept any interference, including interference that may cause undesired operation of the device.
- A. Le présent appareil est conforme aux normes CNR d'Industrie Canada applicables aux appareils radio exempts de licence. Son utilisation est sujette aux deux conditions suivantes :
- 1) Cet appareil ne doit pas créer d'interférences, et
 - 2) Cet appareil doit tolérer tout type d'interférences, y compris celles susceptibles de provoquer un fonctionnement non souhaité de l'appareil.

- 
- 
- B. This Class B digital apparatus complies with Canadian ICES-003.
 - B. Cet appareil numérique de la classe B est conforme à la norme NMB-003 du Canada.
 - C. This device and its antenna(s) must not be co-located or operating in conjunction with any other antenna or transmitter, except tested built-in radios.
 - C. Cet appareil et son ou ses antenne(s) ne doivent pas être situés près de ou utilisés conjointement avec une autre antenne ou un autre émetteur, exception faite des radios intégrées qui ont été testées.
 - D. The County Code Selection feature is disabled for products marketed in the US/ Canada.
 - D. La fonction de sélection de l'indicatif du pays est désactivée pour les produits commercialisés aux États-Unis et au Canada.

The IC ID for this device is 3568A-Z01KD.

L'identifiant Industrie Canada de cet appareil est 3568A-Z01KD.

Radiation Exposure Statement:

The product comply with the Canada portable RF exposure limit set forth for an uncontrolled environment and are safe for intended operation as described in this manual. The further RF exposure reduction can be achieved if the product can be kept as far as possible from the user body or set the device to lower output power if such function is available.

Additional statement for phones:

This device has been tested for compliance with IC SAR values at a typical operating near the body. To ensure that RF exposure levels below the levels tested, use accessories with this equipment to maintain a minimum separation distance of 1cm between the body of the user and the device. These accessories should not contain metallic components. It is possible that the accessories used close to the body that do not meet these

requirements are not consistent with the SAR limits and it is advisable to avoid using them.

Déclaration relative à l'exposition aux radiations :

Le produit est conforme aux limites d'exposition aux fréquences radio pour les appareils portables du Canada établies pour un environnement non contrôlé. Le produit est sûr pour un fonctionnement tel que décrit dans ce manuel. Une réduction supplémentaire de l'exposition aux fréquences radio peut être réalisée lorsque le produit est maintenu aussi loin que possible du corps de l'utilisateur ou réglé sur une puissance de sortie plus faible si une telle fonction est disponible.

Déclaration supplémentaire pour les téléphones :

Cet appareil a été testé en matière de conformité aux limites de DAS (Débit d'absorption spécifique) d'IC lors d'une utilisation normale à proximité du corps. Une distance de séparation minimale de 1cm doit être maintenue entre le corps de l'utilisateur et l'appareil lors de l'utilisation d'accessoires pour que le niveau d'exposition aux fréquences radio ne dépasse pas les niveaux testés. Ces accessoires ne doivent pas contenir de composants métalliques. Il est possible que les accessoires utilisés près du corps et qui ne répondent pas à ces exigences ne soient pas compatibles avec les limites de DAS, il est conseillé d'éviter de les utiliser.

FOR WLAN 5GHZ DEVICE:

Caution:

- 1) the device for operation in the band 5150-5250 MHz is only for indoor use to reduce the potential for harmful interference to co-channel mobile satellite systems;
- 2) the maximum antenna gain permitted for devices in the bands 5250-5350 MHz and 5470-5725 MHz shall comply with the e.i.r.p. limit; and
- 3) the maximum antenna gain permitted for devices in the band 5725-5825 MHz shall

comply with the e.i.r.p. limits specified for point-to-point and non point-to-point operation as appropriate.

- 4) the worst-case tilt angle(s) necessary to remain compliant with the e.i.r.p. elevation mask requirement set forth in Section 6.2.2(3) shall be clearly indicated.
- 5) Users should also be advised that high-power radars are allocated as primary users (i.e. priority users) of the bands 5250-5350 MHz and 5650-5850 MHz and that these radars could cause interference and/or damage to LE-LAN devices.

Avertissement:

- 1) Les dispositifs fonctionnant dans la bande 5150-5250 MHz sont réservés uniquement à une utilisation en intérieur afin de réduire les risques d'interférence préjudiciables aux systèmes de satellites mobiles utilisant les mêmes canaux ;
- 2) Le gain maximal d'antenne permis pour les dispositifs utilisant les bandes 5250-5350 MHz et 5470-5725 MHz doit se conformer à la limite de PIRE ; et
- 3) Le gain maximal d'antenne permis (pour les dispositifs utilisant la bande 5725-5825 MHz) doit se conformer à la limite de PIRE spécifiée pour l'exploitation point à point et non point à point, selon le cas.
- 4) Les pires angles d'inclinaison nécessaires pour rester conforme à la limite de PIRE applicable au masque d'élévation, et énoncée à la section 6.2.2 (3), doivent être clairement indiqués.
- 5) De plus, les utilisateurs devraient aussi être avisés que les utilisateurs de radars de haute puissance sont désignés utilisateurs principaux (c.-à-d., qu'ils ont la priorité) pour les bandes 5250-5350 MHz et 5650-5850 MHz et que ces radars pourraient créer des interférences et/ou des dommages aux dispositifs LAN-EL.

EU Radio Equipment Directive Compliance

Simplified EU Declaration of Conformity

Hereby, ASUSTek Computer Inc. declares that the radio equipment ASUS_Z01KD/ ASUS_Z01KDA/ ASUS_Z01KS is in compliance with Directive 2014/53/EU. Full text of EU declaration of conformity is available at <https://www.asus.com/support/>. (Search for ZE554KL)

RF Output Table

For ASUS_Z01KDA (ZE554KL), TW-3CA SKU

| Items | Maximum Radio-Frequency Output Power Table | |
|-----------|--|----------|
| Bluetooth | Bluetooth RF (2400~2483.5 MHz) | 8 dBm |
| | Bluetooth 4.0-LE (2400~2483.5 MHz) | 1 dBm |
| WLAN | 2.4GHz 802.11b (2400~2483.5 MHz) | 18.5 dBm |
| | 2.4GHz 802.11g (2400~2483.5 MHz) | 19.0 dBm |
| | 2.4GHz 802.11n HT20 (2400~2483.5 MHz) | 19.0 dBm |
| | 5GHz 802.11an HT20 (5150~5250; 5250~5350; 5470~5725 MHz) | 19.5 dBm |
| | 5GHz 802.11an HT40 (5150~5250; 5250~5350; 5470~5725 MHz) | 19.5 dBm |
| | 5GHz 802.11ac HT80 (5150~5250; 5250~5350; 5470~5725 MHz) | 18.5 dBm |
| GSM | GSM 900 Burst (880~915; 925~960 MHz) | 33 dBm |
| | GSM 1800 Burst (1710~1785; 1805~1880 MHz) | 30 dBm |
| WCDMA | WCDMA Band I (1920~1980; 2110~2170 MHz) | 22 dBm |
| | WCDMA Band III (1710~1785; 1805~1880 MHz) | 24 dBm |
| | WCDMA Band VIII (880~915; 925~960 MHz) | 24 dBm |

RF Output Table (continued)

For ASUS_Z01KDA (ZE554KL), TW-3CA SKU

| Items | Maximum Radio-Frequency Output Power Table | |
|-----------------------------|--|---------------|
| LTE | LTE Band I (1920-1980; 2110-2170 MHz) | 23 dBm |
| | LTE Band III (1710-1785; 1805-1880 MHz) | 21 dBm |
| | LTE Band VII (2500-2570; 2620-2690 MHz) | 21 dBm |
| | LTE Band VIII (880-915; 925-960 MHz) | 23 dBm |
| | LTE Band XVIII (815-830; 860-875 MHz) | 23 dBm |
| | LTE Band XIX (830-845; 875-890 MHz) | 23 dBm |
| | LTE Band XXVIII (703-748; 758-803 MHz) | 23 dBm |
| | LTE Band XXXVIII (2570-2620 MHz) | 23 dBm |
| LTE Band XL (2300-2400 MHz) | 23 dBm | |
| NFC | Near Field Communication RF (13.56 MHz) | -14.30 dBμA/m |

RF Output Table

For ASUS_Z01KD (ZE554KL), TW-2CA SKU

| Items | Maximum Radio-Frequency Output Power Table | |
|-----------|--|----------|
| Bluetooth | Bluetooth RF (2400-2483.5 MHz) | 8 dBm |
| | Bluetooth 4.0-LE (2400-2483.5 MHz) | 1 dBm |
| WLAN | 2.4GHz 802.11b (2400-2483.5 MHz) | 18.5 dBm |
| | 2.4GHz 802.11g (2400-2483.5 MHz) | 19.0 dBm |
| | 2.4GHz 802.11n HT20 (2400-2483.5 MHz) | 19.0 dBm |
| | 5GHz 802.11an HT20 (5150-5250; 5250-5350; 5470-5725 MHz) | 19.5 dBm |
| | 5GHz 802.11an HT40 (5150-5250; 5250-5350; 5470-5725 MHz) | 19.5 dBm |
| | 5GHz 802.11ac HT80 (5150-5250; 5250-5350; 5470-5725 MHz) | 18.5 dBm |

RF Output Table (continued)

For ASUS_Z01KD (ZE554KL), TW-2CA SKU

| Items | Maximum Radio-Frequency Output Power Table | |
|-------|--|---------------|
| GSM | GSM 900 Burst (880~915; 925~960 MHz) | 33 dBm |
| | GSM 1800 Burst (1710~1785; 1805~1880 MHz) | 30 dBm |
| WCDMA | WCDMA Band I (1920~1980; 2110~2170 MHz) | 22 dBm |
| | WCDMA Band III (1710~1785; 1805~1880 MHz) | 24 dBm |
| | WCDMA Band VIII (880~915; 925~960 MHz) | 24 dBm |
| LTE | LTE Band I (1920~1980; 2110~2170 MHz) | 23 dBm |
| | LTE Band III (1710~1785; 1805~1880 MHz) | 21 dBm |
| | LTE Band VII (2500~2570; 2620~2690 MHz) | 21 dBm |
| | LTE Band VIII (880~915; 925~960 MHz) | 23 dBm |
| | LTE Band XL (2300~2400 MHz) | 23 dBm |
| NFC | Near Field Communication RF (13.56 MHz) | -14.30 dBμA/m |

RF Output Table

For ASUS_Z01KD (ZE554KL), WW-2CA SKU

| Items | Maximum Radio-Frequency Output Power Table | |
|-----------|--|----------|
| Bluetooth | Bluetooth RF (2400~2483.5 MHz) | 8 dBm |
| | Bluetooth 4.0-LE (2400~2483.5 MHz) | 1 dBm |
| WLAN | 2.4GHz 802.11b (2400~2483.5 MHz) | 18.5 dBm |
| | 2.4GHz 802.11g (2400~2483.5 MHz) | 19.0 dBm |
| | 2.4GHz 802.11n HT20 (2400~2483.5 MHz) | 19.0 dBm |
| | 5GHz 802.11an HT20 (5150~5250; 5250~5350; 5470~5725 MHz) | 19.5 dBm |
| | 5GHz 802.11an HT40 (5150~5250; 5250~5350; 5470~5725 MHz) | 19.5 dBm |
| | 5GHz 802.11ac HT80 (5150~5250; 5250~5350; 5470~5725 MHz) | 18.5 dBm |

RF Output Table (continued)

For ASUS_Z01KD (ZE554KL), WW-2CA SKU

| Items | Maximum Radio-Frequency Output Power Table | |
|-------|--|----------|
| GSM | GSM 900 Burst (880–915; 925–960 MHz) | 33 dBm |
| | GSM 1800 Burst (1710–1785; 1805–1880 MHz) | 29 dBm |
| WCDMA | WCDMA Band I (1920–1980; 2110–2170 MHz) | 23 dBm |
| | WCDMA Band VIII (880–915; 925–960 MHz) | 23 dBm |
| LTE | LTE Band I (1920–1980; 2110–2170 MHz) | 22 dBm |
| | LTE Band III (1710–1785; 1805–1880 MHz) | 24 dBm |
| | LTE Band V(824–849; 869–894 MHz) | 23 dBm |
| | LTE Band VII (2500–2570; 2620–2690 MHz) | 22.5 dBm |
| | LTE Band VIII (880–915; 925–960 MHz) | 23 dBm |
| | LTE Band XX (832–862; 791–821 MHz) | 23 dBm |
| | LTE Band XL (2300–2400 MHz) | 23 dBm |

RF Output Table

For ASUS_Z01KS(ZE554KL), and ASUS_Z01KDA (ZE554KL), Operator SKU

| Items | Maximum Radio-Frequency Output Power Table | |
|-----------|--|----------|
| Bluetooth | Bluetooth RF (2400–2483.5 MHz) | 8 dBm |
| | Bluetooth 4.0-LE (2400–2483.5 MHz) | 1 dBm |
| WLAN | 2.4GHz 802.11b (2400–2483.5 MHz) | 17.5 dBm |
| | 2.4GHz 802.11g (2400–2483.5 MHz) | 17.5 dBm |
| | 2.4GHz 802.11n HT20 (2400–2483.5 MHz) | 17.5 dBm |
| | 5GHz 802.11an HT20 (5150–5250; 5250–5350; 5470–5725 MHz) | 17.5 dBm |
| | 5GHz 802.11an HT40 (5150–5250; 5250–5350; 5470–5725 MHz) | 17.5 dBm |
| | 5GHz 802.11ac HT80 (5150–5250; 5250–5350; 5470–5725 MHz) | 16.5 dBm |
| | | |

RF Output Table (continued)

For ASUS_Z01KS(ZE554KL), and ASUS_Z01KDA (ZE554KL), Operator SKU

| Items | Maximum Radio-Frequency Output Power Table | |
|-------|--|----------|
| GSM | GSM 900 Burst (880-915; 925-960 MHz) | 33 dBm |
| | GSM 1800 Burst (1710-1785; 1805-1880 MHz) | 30 dBm |
| WCDMA | WCDMA Band I (1920-1980; 2110-2170 MHz) | 24 dBm |
| | WCDMA Band VIII (880-915; 925-960 MHz) | 24 dBm |
| LTE | LTE Band I (1920-1980; 2110-2170 MHz) | 23 dBm |
| | LTE Band III (1710-1785; 1805-1880 MHz) | 23 dBm |
| | LTE Band VII (2500-2570; 2620-2690 MHz) | 22.5 dBm |
| | LTE Band VIII (880-915; 925-960 MHz) | 23 dBm |
| | LTE Band XX (832-862; 791-821 MHz) | 23 dBm |
| | LTE Band 28 (703-748 ;758-803 MHz) | 23 dBm |
| | LTE Band 38 (2570-2620 MHz) | 23 dBm |
| | LTE Band XL (2300-2400 MHz) | 23 dBm |

NOTE: This RF output power table is for EU member states, the EEA States, the EFTA States and Turkey only. The frequency range and the RF output power may differ from other non-EU countries.

The Wi-Fi operating in the band 5150-5350MHz shall be restricted to indoor use for countries listed in the table below:

| | | | | | | |
|----|----|----|----|----|----|----|
| AT | BE | BG | CZ | DK | EE | FR |
| DE | IS | IE | IT | EL | ES | CY |
| LV | LI | LT | LU | HU | MT | NL |
| NO | PL | PT | RO | SI | SK | TR |
| FI | SE | CH | UK | HR | | |

RF Exposure Information

This ASUS product has been tested and meets applicable European SAR limits. The SAR limit is 2.0 W/kg in countries that set the limit averaged over 10 grams of tissue. The specific maximum SAR values for this device are as follows:

For ASUS_Z01KD (ZE554KL) & ASUS_Z01KDA (ZE554KL), TW-2CA & TW-3CA SKU:

- Head: 0.96 W/Kg
- Body: 1.53 W/Kg

For ASUS_Z01KD (ZE554KL), WW-2CA SKU:

- Head: 0.51 W/Kg
- Body: 1.57 W/Kg

For ASUS_Z01KS (ZE554KL), ASUS_Z01KDA (ZE554KL), Operator SKU:

- Head: 1.42 W/Kg
- Body: 1.48 W/Kg

When carrying this device or using it while worn on the body, either use an approved accessory such as a holster or otherwise maintain a distance of 0.5 cm from the body to ensure compliance with RF exposure requirements.

CE Marking



Using GPS (Global Positioning System) on your ASUS Phone

To use the GPS positioning feature on your ASUS Phone:

- Ensure that your device is connected to the Internet before using Google Map or any GPS-enabled apps.
- For first-time use of a GPS-enabled app on your device, ensure that you are outdoors to get the best positioning data.
- When using a GPS-enabled app on your device inside a vehicle, the metallic component of the car window and other electronic devices might affect the GPS performance.

Prevention of Hearing Loss

To prevent possible hearing damage, do not listen at high volume levels for long periods.



A pleine puissance, l'écoute prolongée du baladeur peut endommager l'oreille de l'utilisateur.

For France, headphones/earphones for this device are compliant with the sound pressure level requirement laid down in the applicable EN 50332-1:2013 and/or EN50332-2:2013 standard required by French Article L.5232-1.

Safety information

CAUTION! Use of controls or adjustments or performance of procedures other than those specified herein may result in hazardous radiation exposure.

ASUS Phone care

- Use your ASUS Phone in an environment with ambient temperatures between 0 °C (32 °F) and 35 °C (95 °F).

The battery

WARNING: Disassembling the battery by yourself will void its warranty and may cause serious harm.

Your ASUS Phone is equipped with a high performance non-detachable Li-polymer battery. Observe the maintenance guidelines for a longer battery life.

- Do not remove the non-detachable Li-polymer battery as this will void the warranty.
- Avoid charging in extremely high or low temperature. The battery performs optimally in an ambient temperature of +5 °C to +35 °C.
- Do not remove and replace the battery with a non-approved battery.
- Use only ASUS battery. Using a different battery may cause physical harm/injury and may damage your device.
- Do not remove and soak the battery in water or any other liquid.
- Never try to open the battery as it contains substances that might be harmful if swallowed or allowed to come into contact with unprotected skin.
- Do not remove and short-circuit the battery, as

it may overheat and cause a fire. Keep it away from jewelry or metal objects.

- Do not remove and dispose of the battery in fire. It could explode and release harmful substances into the environment.
- Do not remove and dispose of the battery with your regular household waste. Take it to a hazardous material collection point.
- Do not touch the battery terminals.
- To avoid fire or burns, do not disassemble, bend, crush, or puncture the battery.

NOTES:

- Risk of explosion if battery is replaced by an incorrect type.
 - Dispose of used battery according to the instructions.
-

The charger

- Use only the charger supplied with your ASUS Phone.
- Never pull the charger cord to disconnect it from the power socket. Pull the charger itself.

Caution

Your ASUS Phone is a high quality piece of equipment. Before operating, read all instructions and cautionary markings on the (1) AC Adapter.

- Do not use the ASUS Phone in an extreme environment where high temperature or high humidity exists. The ASUS Phone performs optimally in an ambient temperature between 0 °C (32 °F) and 35 °C (95 °F).
- Do not disassemble the ASUS Phone or its accessories. If service or repair is required, return the unit to an authorized service center. If the unit is disassembled, a risk of electric shock or fire may result.

- Do not short-circuit the battery terminals with metal items.

Operator access with a tool

If a TOOL is necessary to gain access to an OPERATOR ACCESS AREA, either all other compartments within that area containing a hazard shall be inaccessible to the OPERATOR by the use of the same TOOL, or such compartments shall be marked to discourage OPERATOR access.

General Usage (typical body-worn)

This device (front & rear side) should be operated under a separation distance of 5 mm from the human body.

* The other four sides are not in close proximity to the human body at the general use as described above.

India E-waste (Management) Rules 2016

This product complies with the "India E-Waste (Management) Rules, 2016" and prohibits use of lead, mercury, hexavalent chromium, polybrominated biphenyls (PBBs) and polybrominated diphenyl ethers (PBDEs) in concentrations exceeding 0.1% by weight in homogenous materials and 0.01 % by weight in homogenous materials for cadmium, except for the exemptions listed in Schedule II of the Rule.

Regional notice for Singapore

This ASUS Phone complies with IMDA Standards.

Complies with
IMDA Standards
DB103778

ASUS Recycling/Takeback Services

ASUS recycling and takeback programs come from our commitment to the highest standards for protecting our environment. We believe in providing solutions for you to be able to responsibly recycle our products, batteries, other components as well as the packaging materials. Please go to <http://csr.asus.com/english/Takeback.htm> for detailed recycling information in different regions.

Proper disposal



Risk of explosion if battery is replaced by an incorrect type. Dispose of used batteries according to the instructions.



DO NOT throw the battery in municipal waste. The symbol of the crossed out wheeled bin indicates that the battery should not be placed in municipal waste.



DO NOT throw this product in municipal waste. This product has been designed to enable proper reuse of parts and recycling. The symbol of the crossed out wheeled bin indicates that the product (electrical, electronic equipment and mercury-containing button cell battery) should not be placed in municipal waste. Check local regulations for disposal of electronic products.



DO NOT throw this product in fire. DO NOT short circuit the contacts. DO NOT disassemble this product.



WARNING

Cancer and Reproductive Harm-
www.P65Warnings.ca.gov

NOTE: For more legal and e-labelling information, check on your device from **Settings > About > Legal information**.



ASUS

**Address: 4F, 150 Li-Te Rd., Peitou, Taipei,
Taiwan**

Tel: 886228943447

Fax: 886228907698

Declaration

We declare that the IMEI codes for this product, **ASUS Phone**, are unique to each unit and only assigned to this model. The IMEI of each unit is factory set and cannot be altered by the user and that it complies with the relevant IMEI integrity related requirements expressed in the GSM standards.

Should you have any questions or comments regarding this matter, please contact us.

Sincerely yours,

ASUSTeK COMPUTER INC.

Tel: 886228943447

Fax: 886228907698

Support: <http://vip.asus.com/eservice/techserv.aspx>



Copyright © 2017 ASUSTeK COMPUTER INC.

All Rights Reserved.

You acknowledge that all rights of this Manual remain with ASUS. Any and all rights, including without limitation, in the Manual or website, and shall remain the exclusive property of ASUS and/or its licensors. Nothing in this Manual intends to transfer any such rights, or to vest any such rights to you.

ASUS PROVIDES THIS MANUAL "AS IS" WITHOUT WARRANTY OF ANY KIND. SPECIFICATIONS AND INFORMATION CONTAINED IN THIS MANUAL ARE FURNISHED FOR INFORMATIONAL USE ONLY, AND ARE SUBJECT TO CHANGE AT ANY TIME WITHOUT NOTICE, AND SHOULD NOT BE CONSTRUED AS A COMMITMENT BY ASUS.

ZenTalk Fans Forum
http://www.asus.com/zentalk/global_forward.php

