

### AQUABLISS

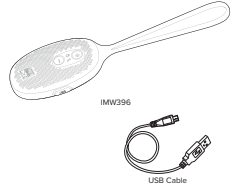
BLUETOOTH SHOWER SPEAKER



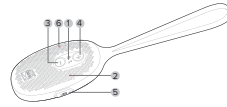
**Quick Start Guide**  
Item # IMW396



1. Make sure the following items are included in your package.

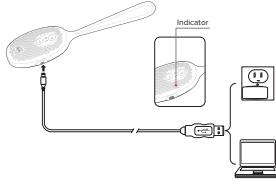


2. For a look at the various buttons on your speaker, view the graphic below.



- ① Play/Pause
- ② ON/OFF Switch/Answer
- ③ LED Indicator Lights
- ④ Volume +
- ⑤ Volume -
- ⑥ Charging Port
- ⑦ Mic

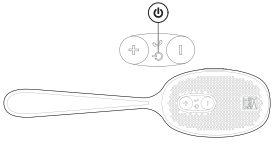
3. **Charging:** In order to charge your speaker's internal battery, connect one end of the included USB cable to the charging port on your speaker. Connect the other to a USB port or AC charging adapter (not included). An LED indicator Light turns red when charging, and turns off when fully charged. Charging may take up to 2 hours.



4. **Pairing Your Speaker With a Bluetooth Phone**

To power on your speaker, press and hold the Power button for approximately 3 seconds. Once powered on, you will hear your speaker audibly say "Powering on, welcome to ALTEC LANSING".

Go to the Bluetooth Manager of your Bluetooth device. Search Bluetooth devices and select "Aqua Bliss" to start connecting. If required, enter the PIN code "0000" and confirm the entry. Once paired successfully, the speaker will connect to your Bluetooth device automatically.



5. **Listening to Music on Your Speaker**

**Play/Pause**

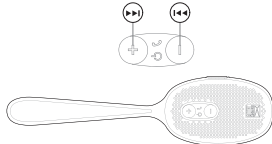
Press the Play/Pause button to get music from your audio source to play or pause.

**Next/Previous Song**

Press and hold the Volume + or Volume- buttons for 2s to advance to the next song or go back to the previous one.

**Increase/Decrease Volume**

Press the Volume + or Volume- buttons to increase or decrease the volume.



6. **Using Your Speaker During Phone Calls**

**Answering an Incoming Call**

To answer an incoming call, quickly press the Answer button.

**Ending a Call**

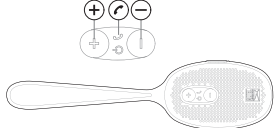
To end a call, quickly press the Answer button, and the call will be disconnected.

**Adjusting Volume**

By pressing the Volume Up or Volume Down buttons you can increase or decrease the volume of the phone call.

**Siri/ Google assistant**

Quickly tap the Answering button twice to activate Siri or google assistant.



### AQUABLISS

BLUETOOTH SHOWER SPEAKER



**Quick Start Guide**  
Item # IMW 396



## JUST LISTEN.

### Altec Lansing One Year Warranty Card

This warranty covers the original consumer purchaser only and is not transferable.

This warranty covers products that fail to function properly UNDER NORMAL USAGE, due to defects in material or workmanship. Your product will be repaired or replaced at no charge for parts or labor for a period of one year.

### What Is Not Covered by Warranty

Damages or malfunctions not resulting from defects in material or workmanship and damages or malfunctions from other than normal use, including but limited to, repair by unauthorized parties, tampering, modification or accident.

### To Obtain Warranty Service and Troubleshooting Information:

Call 1-855-292-4087 or Visit our website at [www.alteclansing.com](http://www.alteclansing.com).

To receive Warranty service along with the name and address of an authorized product service center, the original consumer purchaser must contact us for problem determination and service procedures. Proof of purchase in the form of a bill of sale or receipted invoice, evidencing that the Product is within the applicable Warranty period, MUST be presented in order to obtain the requested service. It is your responsibility to properly package and send any defective products along with a dated copy of proof of purchase, a written explanation of the problem, and a valid return address to the authorized service center at your expense. Do not include any other items or accessories with the defective product. Any products received by the authorized service center that are not covered by warranty will be returned unpaired.

**NO WARRANTIES, WHETHER EXPRESS OR IMPLIED, INCLUDING, BUT NOT LIMITED TO, ANY IMPLIED WARRANTIES OF MERCHANTABILITY OR FITNESS FOR A PARTICULAR PURPOSE, OTHER THAN THOSE EXPRESSLY DESCRIBED ABOVE SHALL APPLY. DISTRIBUTOR FURTHER DISCLAIMS ALL WARRANTIES AFTER THE EXPRESS WARRANTY PERIOD STATED ABOVE. NO OTHER EXPRESS WARRANTY OR GUARANTY GIVEN BY ANY PERSON, FIRM OR ENTITY WITH RESPECT TO THE PRODUCT SHALL BE BINDING ON DISTRIBUTOR. REPAIR, REPLACEMENT, OR REFUND OF THE ORIGINAL PURCHASE PRICE. AT DISTRIBUTOR'S SOLE DISCRETION ARE THE EXCLUSIVE REMEDIES OF THE CONSUMER. IN NO EVENT WILL DISTRIBUTOR, ITS MANUFACTURERS, OR SAKAR INT. BE LIABLE FOR ANY INCIDENTAL, DIRECT, INDIRECT, SPECIAL, PUNITIVE OR CONSEQUENTIAL DAMAGES (SUCH AS, BUT NOT LIMITED TO, DAMAGES FOR LOSS OF PROFITS, BUSINESS, SAVINGS, DATA OR RECORDS) CAUSED BY THE USE, MISUSE OR INABILITY TO USE THE PRODUCT, EXCEPT AS STATED HEREIN, NO OTHER WARRANTIES SHALL APPLY. NOTWITHSTANDING THE FOREGOING, CONSUMER'S RECOVERY AGAINST DISTRIBUTOR SHALL NOT EXCEED THE PURCHASE PRICE OF THE PRODUCT SOLD BY DISTRIBUTOR. THIS WARRANTY SHALL NOT EXTEND TO ANYONE OTHER THAN THE ORIGINAL CONSUMER WHO PURCHASED THE PRODUCT AND IS NOT TRANSFERABLE.**

Some countries, states or provinces do not allow the exclusion or limitation of incidental or consequential damages or allow limitations on warranties, so limitation or exclusions may not apply to you. This warranty gives you specific legal rights, and you may have other rights that vary from state to state or province to province. Contact your authorized retailer to determine if another warranty applies. This product is manufactured, distributed and sold by SAKAR International, Inc. All other trademarks are the property of the respective owner, who has not sponsored, endorsed or approved this product.

This device complies with part 15 of the FCC rules. Operation is subject to the following two conditions: (1) this device may not cause harmful interference, and (2) this device must accept any interference received, including interference that may cause undesired operation.

**Caution:** Changes or modifications not expressly approved by the party responsible for compliance could void the user's authority to operate the equipment.

**NOTE:** This equipment has been tested and found to comply with the limits for a Class B digital device, pursuant to Part 15 of the FCC Rules. These limits are designed to provide reasonable protection against harmful interference in a residential installation. This equipment generates, uses and can radiate radio frequency energy and, if not installed and used in accordance with instructions, may cause harmful interference to radio or television reception, which can be determined by turning the equipment off and on. The user is encouraged to try to correct the interference by one or more of the following measures:

- Reorient or relocate the receiving antenna.
- Increase the separation between the equipment and receiver.
- Connect the equipment into an outlet on a circuit different from that to which the receiver is connected.
- Consult the dealer or experienced radio/TV technician for help.

**Technical Support**  
For technical support issues please visit our website at [www.alteclansing.com](http://www.alteclansing.com). You can find manuals, software and FAQs at the website. Call if find what you are looking for! Call 1-855-292-4087 to access our technical support information on the phone.



IMW396

77-007-01239