

VIVITAR®

BC

GET LOUD

BLUETOOTH
SPEAKER



BLUETOOTH
TECHNOLOGY



RECHARGEABLE
BATTERY



VZ60022BT

USER'S MANUAL



Introduction

Thank you for purchasing the Vivitar VZ60022BT Bluetooth Speaker. You can use your speaker with iPads, iPhones, iPods and many other types of smartphones and Bluetooth devices to stream music and enjoy hands-free calling. Please read this manual carefully FIRST in order to get the most out of your speaker.

Important Safety Precautions

When using your speaker basic safety precautions should always be followed, including the following:

1. READ ALL INSTRUCTIONS BEFORE USING YOUR SPEAKER.
2. Never expose your speaker to water, excessive moisture, high temperatures, or extreme cold,
3. In order to avoid the risk of electric shock, never attempt to open your speaker or repair them without the assistance of certified professionals.
4. Your speaker is not to be used by children or the infirm without suitable adult supervision.
5. Always press all buttons carefully. Do not manhandle your speaker.
6. Do not use your speaker at temperatures under 32°F (0°C) or over 104°F (40°C).
7. Do not drop your speaker, throw it, or subject it to strong impacts or physical trauma.
8. If you detect any abnormalities when using your speaker, contact the manufacturer for support. In addition do not continue to use your speaker if you detect any leakage, smoke or fire.
9. If fluid from inside the battery gets in your eyes, do not rub your eyes. Wash your eyes with clean water and immediately contact a physician.
10. When charging, do not place your speaker on flammable materials such as rugs, carpets or bedding.
11. Your speaker is not intended for commercial use.
12. Use only the supplied chargers and cables. Unplug when not in use for long periods of time or during lightning storms.



CAUTION

Risk of Fire and Burns.

*Do Not Open, Crush, Heat Above 104°F (40°C) or Incinerate.
Always Follow All Manufacturer's Instructions When Using.*

Package Contents

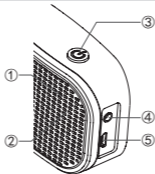
1. Vivitar VZ60022BT Bluetooth Speaker
2. USB Charging Cable
3. Owner's Manual with Warranty Information

Technical Specifications

- **Bluetooth Specification:** V3.0+EDR
- **Operation Frequency:** 2.402-2.48GHz
- **Supported Profile:** HSP, HFP, A2DP, AVRCP
- **Operation Range:** Up to 33 feet (10 meters)
- **Talk Time:** 6 hours
- **Play Time:** 6 hours
- **Standby Time:** 10 hours
- **Battery Type:** 400mAh, 3.7V, Polymer Lithium Ion Battery
- **Charge Time:** 2 Hours

A Quick Look at Your Device

- ① LED Indicator Light
- ② Microphone
- ③ Power / Play / Pause / Answer
- ④ Auxiliary Port
- ⑤ Charging Port



Charging Your Speaker's Internal Battery

Your speaker has a built-in, rechargeable lithium-polymer battery. To avoid damage, do not attempt to remove the battery. The full performance of the battery is only achieved after two or three charging-discharging cycles. Charge the battery fully before first use. In order to charge the speaker's battery, follow the steps below:

1. Connect one end of the included USB charging cable to the charging port on your speaker. Then plug the other end of the USB charging cable into a USB port on your computer or a suitable power adapter in order to recharge your speaker's internal rechargeable battery.

NOTE: The internal battery of your speaker takes approximately two hours to charge when completely drained.

2. When the battery is charging, the LED indicator light will turn red. The LED indicator light will turn off when your unit is fully charged.

NOTE: Overcharging could reduce the life of the battery. A charged battery will lose its capacity if it is not used on a regular basis.

Important!

Ensure that the battery is fully charged if the speaker is not used for a long period of time. To avoid a complete discharge of the battery, charge the speaker at least every six months.

Battery Notes

- A fully charged battery provides up to six hours of talk-time, six hours of music playback, and up to ten hours of standby time. Talk and standby times vary depending on the device used and its various settings.
- When the battery power is low, the speaker will beep every 30 seconds.

Pairing Your Speaker with a Bluetooth Device

Your speaker can be paired with most Bluetooth devices including iPads, iPhones, iPod Touches, and most smartphones, laptops and tablets. In order to pair your speaker with a phone, follow the steps below:

1. Press and hold the "POWER" button for three seconds to turn on your speaker. The LED indicator light will start alternately flash red and then blue repeatedly. This indicates that your speaker is in pairing mode.
2. Go to the Bluetooth Manager of your Bluetooth device.
3. Search Bluetooth devices and select your speaker (most frequently listed as "Viv Speaker") to start connecting.
4. Enter "0000" if your device asks for the PIN code.
5. Once paired, the LED indicator light will blink blue once every five seconds.

Note: If pairing is not completed within ten minutes, the speaker will turn off. If this happens, please repeat the pairing steps above.

Using Your Speaker

Powering Your Speaker On and OFF

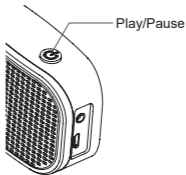
1. Press and hold the "POWER" button for 3 seconds to power on your speaker. If you have already paired your speaker to your Bluetooth device, it will automatically remain paired each time you power on your speaker.
2. Press and hold the "POWER" button for 5 seconds to turn power off your speaker.

Note: Your speaker will automatically power off when left idle for approximately ten minutes.

Listening to Music

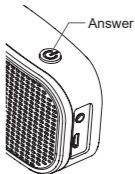
- **Play/Pause Button:** Press to play or pause a track.

Note: You can adjust volume and playback settings on your phone or connected audio device.



Using the Phone Function

- **Last Number Re-dial:** In standby mode, press the ANSWER button twice to redial the last number called.
- **Answering a Call:** Quickly press the ANSWER button to answer an incoming call.
- **Reject an Incoming Call:** Press and hold the ANSWER button for two seconds to reject an incoming call.
- **Ending a Call:** Quickly press the ANSWER button to end a call.



Technical Support

For technical support issues please visit our website at www.vivitar.com. You can find manuals, software and FAQ's at the website. Can't find what you are looking for? Fill out an online ticket and one of our technical support team members will answer questions or call 1-800-592-9541 in the U.S. or 0-800-917-4831 in the UK to access our technical support information on the phone.

FCC Statement

This device complies with the part 15 of the FCC rules. Operation is subject to the following two conditions:(1)this device may not cause harmful interference, and (2) this device must accept any interference received, including interference that may cause undesired operation.

Caution: Changes or modifications not expressly approved by the party responsible for compliance could void the user's authority to operate the equipment.

NOTE: This equipment has been tested and found to comply with the limits for a Class B digital device, pursuant to Part 15 of the FCC Rules, these limits are designed to provide reasonable protection against harmful interference in a residential installation. This equipment generates. Uses and can radiate radio frequency energy and, if not installed and used in accordance with instructions. May cause harmful interference to radio or -television reception, which can be determined by turning the equipment off and on, the user is encouraged to try to correct the interference by one or more of the following measures:

- Reorient or relocate the receiving antenna.
- Increase the separation between the equipment and receiver.
- Connect the equipment into an outlet on a circuit different from that to which the receiver is connected.
- Consult the dealer or experienced radio/ TV technician for help.

EC Declaration of Conformity

Operation is subject to the following two conditions:

1. This device may not cause harmful interference.
2. This device must accept any interference received, including interference that may cause undesired operation.

Note: The manufacturer is not responsible for ANY interference, for example RADIO or TV interference, caused by unauthorized modifications to this equipment. Such modifications could void the user's authority to operate the equipment. This product is CE certified according to the provision of the R&TTE Directive (99/5/EC). This declares that this product is in compliance with the essential requirements and other relevant provisions of Directive 1999/5/EC. Please note that this product uses radio frequency bands not harmonized within EU. Within the EU this product is intended for use in Austria, Belgium, Denmark, Finland, France, Germany, Greece, Ireland, Italy, Luxembourg, the Netherlands, Portugal, Spain, Sweden, and United Kingdom and within EFTA in Iceland, Norway and Switzerland

Vivitar One Year Warranty Card

This warranty covers the original consumer purchaser only and is not transferable.

This warranty covers products that fail to function properly UNDER NORMAL USAGE, due to defects in material or workmanship. Your product will be repaired or replaced at no charge for parts or labor for a period of one year.

What Is Not Covered by Warranty

Damages or malfunctions not resulting from defects in material or workmanship and damages or malfunctions from other than normal use, including but limited to, repair by unauthorized parties, tampering, modification or accident.

To Obtain Warranty Service and Troubleshooting Information:

Call 1-800-592-9541 in the U.S. or 0-800-917-4831 in the UK or Visit our website at www.vivitar.com.

To receive warranty service along with the name and address of an authorized product service center, the original consumer purchaser must contact us for problem determination and service procedures. Proof of purchase in the form of a bill of sale or receipted invoice, evidencing that the product is within the applicable warranty period(s), MUST be presented in order to obtain the requested service. It is your responsibility to properly package and send any defective products along with a dated copy of proof of purchase, a written explanation of the problem, and a valid return address to the authorized service center at your expense. Do not include any other items or accessories with the defective product. Any products received by the authorized service center that are not covered by warranty will be returned unrepaired.

NO WARRANTIES, WHETHER EXPRESS OR IMPLIED, INCLUDING, BUT NOT LIMITED TO, ANY IMPLIED WARRANTIES OF MERCHANTABILITY OR FITNESS FOR A PARTICULAR PURPOSE, OTHER THAN THOSE EXPRESSLY DESCRIBED ABOVE SHALL APPLY. DISTRIBUTOR FURTHER DISCLAIMS ALL WARRANTIES AFTER THE EXPRESS WARRANTY PERIOD STATED

ABOVE. NO OTHER EXPRESS WARRANTY OR GUARANTY GIVEN BY ANY PERSON, FIRM OR ENTITY WITH RESPECT TO THE PRODUCT SHALL BE BINDING ON DISTRIBUTOR. REPAIR, REPLACEMENT, OR REFUND OF THE ORIGINAL PURCHASE PRICE - AT DISTRIBUTOR'S SOLE DISCRETION - ARE THE EXCLUSIVE REMEDIES OF THE CONSUMER. IN NO EVENT WILL DISTRIBUTOR, ITS MANUFACTURERS, OR SAKAR INT. BE LIABLE FOR ANY INCIDENTAL, DIRECT, INDIRECT, SPECIAL, PUNITIVE OR CONSEQUENTIAL DAMAGES (SUCH AS, BUT NOT LIMITED TO, DAMAGES FOR LOSS OF PROFITS, BUSINESS, SAVINGS, DATA OR RECORDS) CAUSED BY THE USE, MISUSE OR INABILITY TO USE THE PRODUCT. EXCEPT AS STATED HEREIN, NO OTHER WARRANTIES SHALL APPLY. NOTWITHSTANDING THE FOREGOING, CONSUMER'S RECOVERY AGAINST DISTRIBUTOR SHALL NOT EXCEED THE PURCHASE PRICE OF THE PRODUCT SOLD BY DISTRIBUTOR. THIS WARRANTY SHALL NOT EXTEND TO ANYONE OTHER THAN THE ORIGINAL CONSUMER WHO PURCHASED THE PRODUCT AND IS NOT TRANSFERABLE.

Some countries, states or provinces do not allow the exclusion or limitation of incidental or consequential damages or allow limitations on warranties, so limitation or exclusions may not apply to you. This warranty gives you specific legal rights, and you may have other rights that vary from state to state or province to province. Contact your authorized retailer to determine if another warranty applies.

