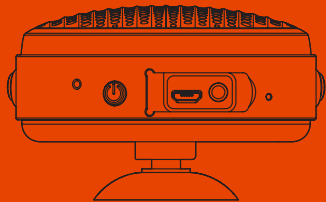




BLUETOOTH® SHOWER SPEAKER

IPX4 SPLASHPROOF TECHNOLOGY



ITEM: BWA17AA008

USER'S MANUAL

IMPORTANT SAFETY PRECAUTIONS

When using your Bluetooth Shower Speaker, basic safety precautions should always be followed, including the following:

1. READ ALL INSTRUCTIONS BEFORE USING YOUR SPEAKER.
2. Clean using a soft cloth or paper towel.
3. Do not allow children or the infirm to play with your speaker without adult supervision.
4. Do not expose your speaker to excessive heat, flames or fire.
5. Always press all buttons and switches carefully. Do not manhandle your speaker.
6. Do not use in extremely dry environments, as this can lead to static discharge during usage.
7. Do not expose your speaker to temperatures above 40°C. Keep out of direct sunlight.
8. Do not attempt to repair this product yourself. Contact a qualified service center if your speaker is in need of service.
9. Do not drop, puncture or expose your speaker to excessive trauma.
10. Your speaker is not intended for commercial use.
11. Do not place near objects that generate a strong magnetic field.
12. Unplug this device when not in use for long periods of time or during lightning storms.
13. Make sure your speaker is completely dry before charging. Similarly, any phones or other devices paired with your speaker should be kept dry during use unless otherwise noted by the device's manufacturer.
14. The waterproof cover which shields the charging port on your speaker must be securely closed when using your speaker in conditions where water or moisture are present.



BATTERY WARNING:

- The device is equipped with an integrated lithium ion battery. The battery cannot be replaced. Do not attempt to remove the battery from the device.
- Do not dispose of in fire or expose to excessive heat.
- Do not crush, puncture, incinerate, or short circuit external contacts.
- Please recycle or dispose of the battery properly. Contact your local recycling facilities and/or the manufacturer for further information.

INTRODUCTION

Thank you for purchasing your Bluetooth Shower Speaker, item BWA17AA008. You can use your speaker with iPads, iPhones, iPods and many other types of smartphones and Bluetooth devices to stream music. In order to get the best results when using this device, please read this manual first before using.

PACKAGE CONTENTS

- BWA17AA008 Bluetooth Shower Speaker
- USB Charging Cable
- User's Manual with Warranty Information

SPECIFICATIONS

Bluetooth Specification: V3.0+EDR

Dimensions: 68.8 x 67.5 x 40.5mm

Battery Type: 430mAh, 3.7V, Polymer Lithium Ion Battery

Power Supply: DC 5V

Charge Time: Approximately 2 Hours

Operation Frequency: 2.402-2.48GHz

Supported Profile: HSP, HFP, A2DP, AVRCP

Operation Range: Up to 33 feet (10 meters)

Talk Time: Approximately 4 hours*

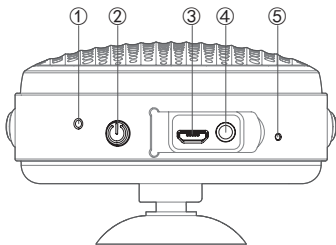
Play Time: Approximately 2 hours*

Standby Time: Approximately 10 hours

*Applicable at 40% of maximum volume. Results will be lower when volume is higher.

A QUICK LOOK AT YOUR DEVICE

- ① LED Indicator Light
- ② Power / Play / Pause / Answer
- ③ Charging Port
- ④ Aux-In Port
- ⑤ Microphone



CHARGING YOUR SPEAKER

Your speaker has a built-in, rechargeable lithium polymer battery. To avoid damage, do not attempt to remove the battery. The full performance of the battery is only achieved after a few charging-discharging cycles. Charge the battery fully before first use. To do so, follow the steps below:

1. Connect one end of the included USB charging cable to the charging port on your speaker.

Then plug the other end of the USB charging cable into a USB port on your computer or a suitable power adapter in order to recharge the internal rechargeable battery.

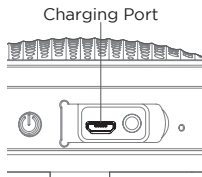
Note: The internal battery of your speaker takes approximately two hours to charge when completely drained.

2. When the battery is charging, the LED indicator light will turn red. The LED indicator light will turn off when the battery is fully charged. Unplug when charging is complete.

Note: Overcharging could reduce the life of the battery. A charged battery will lose its capacity if it is not used on a regular basis.

Important!

To avoid a complete discharge of the battery, charge your speaker at least once every six months.



PAIRING YOUR SPEAKER WITH A BLUETOOTH DEVICE

Your speaker can be paired with most Bluetooth devices including iPads, iPhones, iPod Touches, and most smartphones, laptops and tablets. In order to pair your speaker with a phone, follow the steps below:

1. Press and hold the "POWER" button for several seconds to turn on your speaker. The LED indicator light will start alternately flashing red and then blue repeatedly. This indicates that your speaker is in pairing mode.
2. Go to the Bluetooth Manager of your Bluetooth device.
3. Search Bluetooth devices and select your speaker (most frequently listed as "Shower speaker") to start connecting.
4. Enter "0000" if your device asks for the PIN code.
5. Once paired, the LED indicator light will slowly blink blue every few seconds.

Note: If pairing is not completed after an extended period of time, the speaker will power off. If this happens, repeat the pairing steps above.

USING YOUR SPEAKER

Powering Your Speaker On and OFF

1. Press and hold the "POWER" button for several seconds to power on your speaker. If you have already paired your speaker to your Bluetooth device, they will automatically remain paired each time you power on your speaker.
2. Press and hold the "POWER" button for several seconds to turn power off your speaker.

Listening to Music

- Play/Pause Button: Press to play or pause a track.

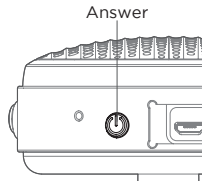
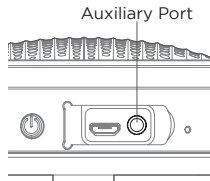
Note: You can adjust volume and playback settings on your phone or connected audio device.

External Audio Input

Your speaker has an AUX-IN port which can be used to connect an additional audio source using a 3.5mm auxiliary cable. When an audio source is plugged in using a 3.5mm auxiliary cable, any music playing on your speaker will pause and music playing from the plugged in audio source will play instead.

Using the Phone Function

- Last Number Re-dial: Press the ANSWER button twice to re-dial the last number called.
- Answering a Call: Quickly press the ANSWER button to answer an incoming call.
- Reject an Incoming Call: Press and hold the ANSWER button for a few seconds to reject an incoming call.
- Ending a Call: Quickly press the ANSWER button to end a call.



MAINTENANCE AND CARE

- Before using your speaker, inspect the ports to make sure that they are clear of dust and debris before charging or inserting an AUX cable.
- Use a soft cloth to clean your speaker. Never use any harsh chemicals or detergents. Make sure your speaker is dry before charging.
- When your speaker is not in use, it should be stored in a cool, dry place.
- Never tug or yank on the USB charging cable or AUX cable while they are connected to your speaker. Connect and disconnect these cables as carefully as possible.
- Never expose your speaker to extreme temperatures. Your speaker has an IPX4 rating, meaning that it is protected from splashing water from any direction. Avoid submerging your speaker in water or spraying it directly with water jets. For more information on IP codes and the protection they provide, visit https://en.wikipedia.org/wiki/IP_Code
- Please recycle or dispose of your speaker properly based on the laws and rules of your municipality. Contact local recycling facilities and/or the manufacturer of your speaker for further information.



FCC STATEMENT

This device complies with the part 15 of the FCC rules. Operation is subject to the following two conditions:(1) this device may not cause harmful interference, and (2) this device must accept any interference received, including interference that may cause undesired operation.

Caution: Changes or modifications not expressly approved by the party responsible for compliance could void the user's authority to operate the equipment.

Note: This equipment has been tested and found to comply with the limits for a Class B digital device, pursuant to Part 15 of the FCC Rules. These limits are designed to provide reasonable protection against harmful interference in a residential installation. This equipment generates. Uses and can radiate radio frequency energy and, if not installed and used in accordance with instructions may cause harmful interference to radio or -television reception, which can be determined by turning the equipment off and on, the user is encouraged to try to correct the interference by one or more of the following measures:

- Reorient or relocate the receiving antenna.
- Increase the separation between the equipment and receiver.
- Connect the equipment into an outlet on a circuit different from that to which the receiver is connected.
- Consult the dealer or experienced radio/ TV technician for help.

ONE YEAR WARRANTY

This warranty covers the original consumer purchaser only and is not transferable.

This warranty covers products that fail to function properly UNDER NORMAL USAGE, due to defects in material or workmanship. Your product will be repaired or replaced at no charge for parts or labor for a period of one year.

What Is Not Covered by Warranty

Damages or malfunctions not resulting from defects in material or workmanship and damages or malfunctions from other than normal use, including but limited to, repair by unauthorized parties, tampering, modification or accident.

To Obtain Warranty Service and Troubleshooting Information:

Call 1-800-592-9541 in the U.S. or 0-800-917-4831 in the UK or 1800-006-614 in Australia.

To receive Warranty service along with the name and address of an authorized product service center, the original consumer purchaser must contact us for problem determination and service procedures. Proof of purchase in the form of a bill of sale or receipted invoice, evidencing that the product is within the applicable Warranty period(s), MUST be presented in order to obtain the requested service. It is your responsibility to properly package and send any defective products along with a dated copy of proof of purchase, a written explanation of the problem, and a valid return address to the authorized service center at your expense. Do not include any other items or accessories with the defective product. Any products received by the authorized service center that are not covered by warranty will be returned unrepaid.

ONE YEAR WARRANTY (CONTINUED)

NO WARRANTIES, WHETHER EXPRESS OR IMPLIED, INCLUDING, BUT NOT LIMITED TO, ANY IMPLIED WARRANTIES OF MERCHANTABILITY OR FITNESS FOR A PARTICULAR PURPOSE, OTHER THAN THOSE EXPRESSLY DESCRIBED ABOVE SHALL APPLY. DISTRIBUTOR FURTHER DISCLAIMS ALL WARRANTIES AFTER THE EXPRESS WARRANTY PERIOD STATED ABOVE. NO OTHER EXPRESS WARRANTY OR GUARANTY GIVEN BY ANY PERSON, FIRM OR ENTITY WITH RESPECT TO THE PRODUCT SHALL BE BINDING ON DISTRIBUTOR. REPAIR, REPLACEMENT, OR REFUND OF THE ORIGINAL PURCHASE PRICE - AT DISTRIBUTOR'S SOLE DISCRETION -ARE THE EXCLUSIVE REMEDIES OF THE CONSUMER. IN NO EVENT WILL DISTRIBUTOR, OR ITS MANUFACTURERS, BE LIABLE FOR ANY INCIDENTAL, DIRECT, INDIRECT, SPECIAL, PUNITIVE OR CONSEQUENTIAL DAMAGES (SUCH AS, BUT NOT LIMITED TO, DAMAGES FOR LOSS OF PROFITS, BUSINESS, SAVINGS, DATA OR RECORDS) CAUSED BY THE USE, MISUSE OR INABILITY TO USE THE PRODUCT. EXCEPT AS STATED HEREIN, NO OTHER WARRANTIES SHALL APPLY. NOTWITHSTANDING THE FOREGOING, CONSUMER'S RECOVERY AGAINST DISTRIBUTOR SHALL NOT EXCEED THE PURCHASE PRICE OF THE PRODUCT SOLD BY DISTRIBUTOR. THIS WARRANTY SHALL NOT EXTEND TO ANYONE OTHER THAN THE ORIGINAL CONSUMER WHO PURCHASED THE PRODUCT AND IS NOT TRANSFERABLE.

Some countries, states or provinces do not allow the exclusion or limitation of incidental or consequential damages or allow limitations on warranties, so limitation or exclusions may not apply to you. This warranty gives you specific legal rights, and you may have other rights that vary from state to state or province to province. Contact your authorized retailer to determine if another warranty applies.



©2017 Wal-Mart Stores, Inc.
Blackweb is a trademark of
Wal-Mart Stores, Inc.
All Rights Reserved.