

# Vivitar® VU60014BT Bluetooth® Speaker

## User Manual

BC

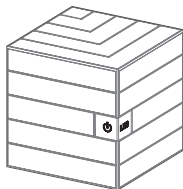
Thank you for purchasing the Vivitar® VU60014BT Bluetooth® Speaker.

### Introduction

With this speaker, you will enjoy listening to high quality music wirelessly using Bluetooth® technology. Easily connect to any mobile device for music listening. It also can pair with other Bluetooth-enabled devices.

### Specifications

- Bluetooth Specification: V3.0
- Operation Frequency: 2.402-2.48GHz
- Supported Profile: HSP, HFP, A2DP, AVRCP
- Operation Range: Up to 33 feet(10 meters)
- Talk Time: About 4 hours
- Play Time: About 4 hours
- Standby Time: About 20 hours
- Battery Type: 400mAh, 3.7V, Polymer Lithium Ion Battery
- Charge Time: About 2 Hours



### In the Box

- VU60014BT Bluetooth® Speaker
- USB Charging Cable
- User Manual

### Safety Precautions

- Please read this User Manual carefully and follow all instructions.
- To avoid damage or malfunction of the speaker do not drop it from high locations and/or on to hard surfaces, do not place heavy objects on it.
- Keep speaker away from humidity, water and other liquids. If it does get wet, do not operate as this may cause an electrical shock, explosion and damage to the device or to the user.
- Do not place or keep this product near heat sources, such as direct sunlight, radiators, stoves or

any other apparatus that produces heat. This may cause an explosion, degrade the performance and/or reduce battery life.

- Do not modify, repair or disassemble device (especially the battery). Doing so will void the warranty. The battery in this device may present a risk of fire or chemical burns if misused or tampered with.
- Use only supplied and manufacturer-approved chargers and unplug this device when not in use for long periods of time or during lightning storms.

### FCC Statement

This device complies with the part 15 of the FCC rules. Operation is subject to the following two conditions: (1) this device may not cause harmful interference, and (2) this device must accept any interference received, including interference that may cause undesired operation.

**Caution:** Changes or modifications not expressly approved by the party responsible for compliance could void the user's authority to operate the equipment.

**NOTE:** This equipment has been tested and found to comply with the limits for a Class B digital device, pursuant to Part 15 of the FCC Rules. These limits are designed to provide reasonable protection against harmful interference in a residential installation. This equipment generates. Uses and can radiate radio frequency energy and, if not installed and used in accordance with instructions may cause harmful interference to radio or -television reception, which can be determined by turning the equipment off and on, the user is encouraged to try to correct the interference by one or more of the following measures:

- \_\_\_ Reorient or relocate the receiving antenna.
- \_\_\_ Increase the separation between the equipment and receiver.
- \_\_\_ Connect the equipment into an outlet on a circuit different from that to which the receiver is connected.
- \_\_\_ Consult the dealer or experienced radio/ TV technician for help.

### EC Declaration of Conformity

Operation is subject to the following two conditions:

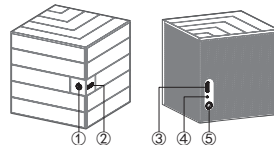
1. This device may not cause harmful interference.
2. This device must accept any interference received, including interference that may cause undesired operation.

**Note:** The manufacturer is not responsible for ANY interference, for example RADIO or TV interference, caused by unauthorized modifications to this equipment. Such modifications could void the

user's authority to operate the equipment. This product is CE certified according to the provision of the R&TTE Directive (99/5/EC). This declares that this product is in compliance with the essential requirements and other relevant provisions of Directive 1999/5/EC. Please note that this product uses radio frequency bands not harmonized within EU. Within the EU this product is intended for use in Austria, Belgium, Denmark, Finland, France, Germany, Greece, Ireland, Italy, Luxembourg, the Netherlands, Portugal, Spain, Sweden, and United Kingdom and within EFTA in Iceland, Norway and Switzerland.

### Location of Controls

- ① Power / Play / Pause Answer/Indicator LED
- ② LED button
- ③ Charging Port
- ④ Microphone
- ⑤ Auxiliary Port



### First Time Use

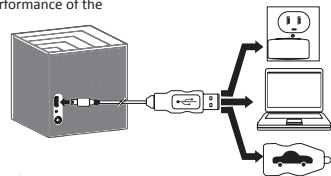
#### Charging the Battery

The VU60014BT Speaker has a built-in, rechargeable lithium-polymer battery. To avoid damage, do not attempt to remove the battery. The full performance of the battery is achieved after two or three charging-discharging cycles. Charge the battery fully before first use.

1. Connect the USB cable to the speaker.
2. Connect to the correct outlet (wall, computer, car charger).
3. When the charger is connected to the speaker, the red indicator light will turn on.

**Note:** Charging the battery fully may take up to 2 hours.

4. When the battery is fully charged, the red indicator light will turn off. Disconnect the charger from the speaker and the outlet. The speaker is ready for use.



**Note:** Overcharging could reduce the life of the battery. A charged battery will lose its capacity if it is not used on a regular basis.

### Important!

Ensure that the battery is fully charged if the speaker is not used for a long period of time. To avoid a complete discharge of the battery, charge the speaker at least every six(6) months.

### Battery Notes

- A fully charged battery provides up to four(4) hours of talk-time, four(4) hours music playback, and up to twenty(20) hours of standby time. Talk and standby times vary depending on mobile phones or other compatible Bluetooth® devices, settings, styles, etc.
- When the battery power is low, the speaker will beep every 30 seconds.
- When using with your iPhone, an additional battery meter feature will display the remaining battery on your phone's touch screen.

### Pairing with your Phone

1. Place the speaker in close range of a Bluetooth enabled mobile phone.
2. Press and hold POWER button for three(3) seconds. until you hear the prompt tone, the indicator lights will blink blue once one(1) second.
3. Set your mobile phone to pairing mode (as explained in operating instructions for your phone) and search for Bluetooth devices.
4. Select "Lite Cube" from the list shown on your phone.
5. If requested, enter the PIN code "0000" and confirm the entry. Once the pairing is successful, the VU60014BT connects to your phone automatically before switching to standby mode. The indicator will blink blue once every six(6) seconds.

**Note:** If pairing is not completed within ten(10) minutes, the speaker will turn off. If this happens, repeat the pairing steps above.

### General Operation

#### Turning ON/OFF

1. Press and hold the POWER button for three(3) seconds to turn the speaker ON. If pairing was successful (instructions above), the speaker will remain paired to your mobile device.
2. Press and hold the POWER button for three(3) seconds to turn the speaker OFF.

**Note:** The speaker will turn OFF automatically when not connected to a mobile device for approximately ten(10) minutes.

### Music Playback

- **Play/Pause button:** Press to play or pause music playback.

### Using the Phone Function

- **Last Number Re-dial:** In standby mode, press the ANSWER button twice to re-dial the last number called.
- **Answering a Call:** Short press the ANSWER button to answer an incoming call.
- **Reject an Incoming Call:** Press and hold the ANSWER button for two(2) seconds to reject an incoming call.
- **Ending a Call:** Short Press the ANSWER button to end a call.

### LED mode switch

Press LED button to switch the flashing patterns in sequences of wave, tide, breath, dancing style in circularly.

### Vivitar One year Warranty

This warranty covers the original consumer purchaser only and is not transferable.

This warranty covers products that fail to function properly UNDER NORMAL USAGE, due to defects in material or workmanship. Your product will be repaired or replaced at no charge for parts or labor for a period of one year.

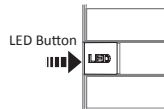
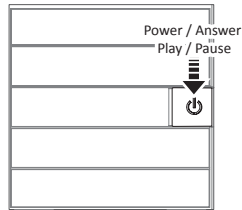
### What Is Not Covered by Warranty

Damages or malfunctions not resulting from defects in material or workmanship and damages or malfunctions from other than normal use, including but limited to, repair by unauthorized parties, tampering, modification or accident.

### To obtain Warranty Service and Troubleshooting information:

Call 1-800-592-9541 in the U.S. or 0-800-917-4831 in the UK or Visit our website at [www.vivitar.com](http://www.vivitar.com).

To receive Warranty service along with the name and address of an authorized product service center, the original consumer purchaser must contact us for problem determination and service procedures. Proof of purchase in the form of a bill of sale or receipted invoice, evidencing that the Product is within



the applicable Warranty period(s), MUST be presented in order to obtain the requested service. It is your responsibility to properly package and send any defective products along with a dated copy of proof of purchase, a written explanation of the problem, and a valid return address to the authorized service center at your expense. Do not include any other items or accessories with the defective product. Any products received by the authorized service center that are not covered by warranty will be returned unrepai red.

### Vivitar One year Warranty (continued)

NO WARRANTIES, WHETHER EXPRESS OR IMPLIED, INCLUDING, BUT NOT LIMITED TO, ANY IMPLIED WARRANTIES OF MERCHANTABILITY OR FITNESS FOR A PARTICULAR PURPOSE, OTHER THAN THOSE EXPRESSLY DESCRIBED ABOVE SHALL APPLY. DISTRIBUTOR FURTHER DISCLAIMS ALL WARRANTIES AFTER THE EXPRESS WARRANTY PERIOD STATED ABOVE. NO OTHER EXPRESS WARRANTY OR GUARANTY GIVEN BY ANY PERSON, FIRM OR ENTITY WITH RESPECT TO THE PRODUCT SHALL BE BINDING ON DISTRIBUTOR. REPAIR, REPLACEMENT, OR REFUND OF THE ORIGINAL PURCHASE PRICE - AT DISTRIBUTOR'S SOLE DISCRETION -ARE THE EXCLUSIVE REMEDIES OF THE CONSUMER. IN NO EVENT WILL DISTRIBUTOR, ITS MANUFACTURERS, OR SAKAR INT. BE LIABLE FOR ANY INCIDENTAL, DIRECT, INDIRECT, SPECIAL, PUNITIVE OR CONSEQUENTIAL DAMAGES (SUCH AS, BUT NOT LIMITED TO, DAMAGES FOR LOSS OF PROFITS, BUSINESS, SAVINGS, DATA OR RECORDS) CAUSED BY THE USE, MISUSE OR INABILITY TO USE THE PRODUCT. EXCEPT AS STATED HEREIN, NO OTHER WARRANTIES SHALL APPLY. NOTWITHSTANDING THE FOREGOING, CONSUMER'S RECOVERY AGAINST DISTRIBUTOR SHALL NOT EXCEED THE PURCHASE PRICE OF THE PRODUCT SOLD BY DISTRIBUTOR. THIS WARRANTY SHALL NOT EXTEND TO ANYONE OTHER THAN THE ORIGINAL CONSUMER WHO PURCHASED THE PRODUCT AND IS NOT TRANSFERABLE.

Some countries, states or provinces do not allow the exclusion or limitation of incidental or consequential damages or allow limitations on warranties, so limitation or exclusions may not apply to you. This warranty gives you specific legal rights, and you may have other rights that vary from state to state or province to province. Contact your authorized retailer to determine if another warranty applies. This product is manufactured, distributed and sold by SAKAR International, Inc. All other trademarks are the property of the respective owner, who has not sponsored, endorsed or approved this product.

