

Rubik's® SP2-17715 Bluetooth® Speaker User's Manual



Thank you for purchasing the Rubik's® SP2-17715 Bluetooth® Speaker.

You can use your speaker with most types of smartphones, tablets and Bluetooth® devices to stream music wirelessly.

Specifications

- Bluetooth Specification: V4.2+EDR
- Operation Frequency: 2.402-2.48GHz
- Supported Profile: HSP, HFP, A2DP, AVRCP
- Operation Range: Up to 33 feet(10 meters)
- Play Time: About 5 hours
- Battery Type: 400mAh, 3.7V, Polymer Lithium Ion Battery
- Charge Time: About 2 Hours

In the Box

- SP2-17715 Bluetooth® Speaker
- USB Charging Cable
- User's Manual

Safety Precautions

1. READ ALL INSTRUCTIONS BEFORE USING YOUR SPEAKER.
2. Do not use your speaker near water. Clean using a soft cloth or paper towel.
3. Do not allow children or the infirm to play with your speaker without adult supervision.
4. Do not expose your speaker to excessive heat, flames or fire.
5. Always press all buttons or switches carefully. Do not manhandle your speaker.
6. Do not use in extremely dry environments, as this can lead to static discharge during usage.
7. Do not expose your speaker to temperatures above 40°C. Keep out of direct sunlight.
8. Do not attempt to repair this product yourself. Contact a qualified service center if your speaker needs service.
9. Do not drop, puncture or expose your speaker to excessive trauma.
10. Your speaker is not intended for commercial use.
11. Do not place near objects that generate a strong magnetic field.
12. Unplug your speaker when not in use for long periods of time or during lightning storms.

FCC Statement

This device complies with the part 15 of the FCC rules. Operation is subject to the following two conditions: (1) this device may not cause harmful interference, and (2) this device must accept any interference received, including interference that may cause undesired operation.

Caution: Changes or modifications not expressly approved by the party responsible for compliance could void the user's authority to operate the equipment.

Note: This equipment has been tested and found to comply with the limits for a Class B digital device, pursuant to part 15 of the FCC Rules. These limits are designed to provide reasonable protection against harmful interference in a residential installation. This equipment generates, uses and can radiate radio frequency energy and, if not installed and used in accordance with the instructions, may cause harmful interference to radio communications. However, there is no guarantee that interference will not occur in a particular installation. If this equipment does cause harmful interference to radio or television reception, which can be determined by turning the equipment off and on, the user is encouraged to try to correct the interference by one or more of the following measures:

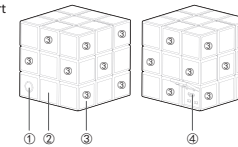
- Reorient or relocate the receiving antenna.

— Increase the separation between the equipment and receiver.

- Connect the equipment into an outlet on a circuit different from that to which the receiver is connected.
- Consult the dealer or an experienced radio/TV technician for help.

Location of Controls

- ① Power/Play/Pause/LED Button
- ② Bluetooth Indicator Light
- ③ LED Lights
- ④ Charging Port



First Time Use

Charging the Battery

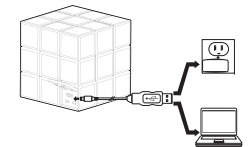
The SP2-17715 Speaker has a built-in, rechargeable lithium-polymer battery. To avoid damage, do not attempt to remove the battery. The full performance of the battery is achieved after two or three charging-discharging cycles. Charge the battery fully before first use.

1. Connect the USB cable to the speaker's charging port.
2. Plug in to a suitable power outlet (wall, computer).
3. When the charger is plugged in, a red indicator light will turn on as the battery charges.

Note: Charging the battery fully may take up to 2 hours.

4. When the battery is fully charged, the red indicator light will turn off. Disconnect the charger from the speaker and the outlet. The speaker is ready for use.

Note: Overcharging could reduce the life of the battery. A charged battery will lose its capacity if it is not used on a regular basis.



Important!

Ensure that the battery is fully charged if the speaker is not used for a long period of time. To avoid a complete discharge of the battery, charge the speaker at least every 6 months.

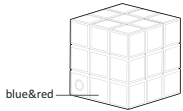
Battery Notes

- When the battery power is low, the speaker will beep every 30 seconds.
- When pairing your speaker with an iPhone, an additional battery meter will appear on your phone's touch screen.

Pairing with your Phone

1. Place the speaker in close range of a Bluetooth® enabled mobile phone.
2. Press and hold POWER button for 3 seconds to power on your speaker. The Bluetooth indicator light will alternately flash blue and red to indicate that your speaker is in pairing mode.
3. Go to the Bluetooth Manager of your phone. Make sure that Bluetooth functionality is turned on and search for Bluetooth devices.
4. Select "Rubix speaker" from the list shown on your phone.
5. If requested, enter the PIN code "0000" and confirm the entry. The Bluetooth indicator light will blink blue every 4 seconds when your speaker is paired with your phone.

Note: If pairing is not completed within 10 minutes, the speaker will turn off. If this happens, repeat the pairing steps above.



General Operation

Turning ON/OFF

1. Press and hold the POWER button for 3 seconds to turn the speaker ON. If you have already paired your speaker to your Bluetooth device, they will automatically remain paired each time you power on your speaker.
2. Press and hold the POWER button for 4 seconds to turn the speaker OFF.

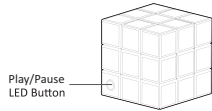
Note: The speaker will turn OFF automatically when not connected to a mobile device for approximately 10 minutes.

Music Playback

- **Play/Pause button:** Press to play or pause a track.

LED Button

- **Quickly press the LED button 2 times to turn the LED Lights on or off.**



One Year Warranty

This warranty covers the original consumer purchaser only and is not transferable.

This warranty covers products that fail to function properly UNDER NORMAL USAGE, due to defects in material or workmanship. Your product will be repaired or replaced at no charge for parts or labor for a period of one year.

What Is Not Covered by Warranty

Damages or malfunctions not resulting from defects in material or workmanship and damages or malfunctions from other than normal use, including but limited to, repair by unauthorized parties, tampering, modification or accident.

To obtain Warranty Service and Troubleshooting information:

Call 1-877-397-8200 in the U.S. or Visit our website at www.sakar.com.

To receive Warranty service along with the name and address of an authorized product service center, the original consumer purchaser must contact us for problem determination and service procedures. Proof of purchase in the form of a bill of sale or receipted invoice, evidencing that the Product is within the applicable Warranty period(s), MUST be presented in order to obtain the requested service. It is your responsibility to properly package and send any defective products along with a dated copy of proof of

purchase, a written explanation of the problem, and a valid return address to the authorized service center at your expense. Do not include any other items or accessories with the defective product. Any products received by the authorized service center that are not covered by warranty will be returned unrepared.

NO WARRANTIES, WHETHER EXPRESS OR IMPLIED, INCLUDING, BUT NOT LIMITED TO, ANY IMPLIED WARRANTIES OF MERCHANTABILITY OR FITNESS FOR A PARTICULAR PURPOSE, OTHER THAN THOSE EXPRESSLY DESCRIBED ABOVE SHALL APPLY. DISTRIBUTOR FURTHER DISCLAIMS ALL WARRANTIES AFTER THE EXPRESS WARRANTY PERIOD STATED ABOVE. NO OTHER EXPRESS WARRANTY OR GUARANTY GIVEN BY ANY PERSON, FIRM OR ENTITY WITH RESPECT TO THE PRODUCT SHALL BE BINDING ON DISTRIBUTOR. REPAIR, REPLACEMENT, OR REFUND OF THE ORIGINAL PURCHASE PRICE - AT DISTRIBUTOR'S SOLE DISCRETION - ARE THE EXCLUSIVE REMEDIES OF THE CONSUMER. IN NO EVENT WILL DISTRIBUTOR, ITS MANUFACTURERS, OR SAKAR INT. BE LIABLE FOR ANY INCIDENTAL, DIRECT, INDIRECT, SPECIAL, PUNITIVE OR CONSEQUENTIAL DAMAGES (SUCH AS, BUT NOT LIMITED TO, DAMAGES FOR LOSS OF PROFITS, BUSINESS, SAVINGS, DATA OR RECORDS) CAUSED BY THE USE, MISUSE OR INABILITY TO USE THE PRODUCT. EXCEPT AS STATED HEREIN, NO OTHER WARRANTIES SHALL APPLY.

NOTWITHSTANDING THE FOREGOING, CONSUMER'S RECOVERY AGAINST DISTRIBUTOR SHALL NOT EXCEED THE PURCHASE PRICE OF THE PRODUCT SOLD BY DISTRIBUTOR. THIS WARRANTY SHALL NOT EXTEND TO ANYONE OTHER THAN THE ORIGINAL CONSUMER WHO PURCHASED THE PRODUCT AND IS NOT TRANSFERABLE.

Some countries, states or provinces do not allow the exclusion or limitation of incidental or consequential damages or allow limitations on warranties, so limitation or exclusions may not apply to you. This warranty gives you specific legal rights, and you may have other rights that vary from state to state or province to province. Contact your authorized retailer to determine if another warranty applies. This product is manufactured, distributed and sold by SAKAR International, Inc. All other trademarks are the property of the respective owner, who has not sponsored, endorsed or approved this product.

Care and Maintenance

- 1) Before using your speaker, inspect the ports to make sure that they are clear of dust and debris.
- 2) Use a soft cloth to clean your speaker. Never use any harsh chemicals or detergents. Make sure your speaker is dry before using.
- 3) When your speaker is not in use, it should be stored in a cool, dry place.
- 4) Never tug or yank on the USB charging cable while it is connected to your speaker. Connect and disconnect all cables as carefully as possible.
- 5) Never expose your speaker to high temperatures, extreme cold, high humidity or excessive moisture or water.
- 6) Please recycle or dispose of your speaker properly based on the laws and rules of your municipality. Contact local recycling facilities and/or the manufacturer of your speaker for further information.



FCC ID: SFA-SP433

Ver C