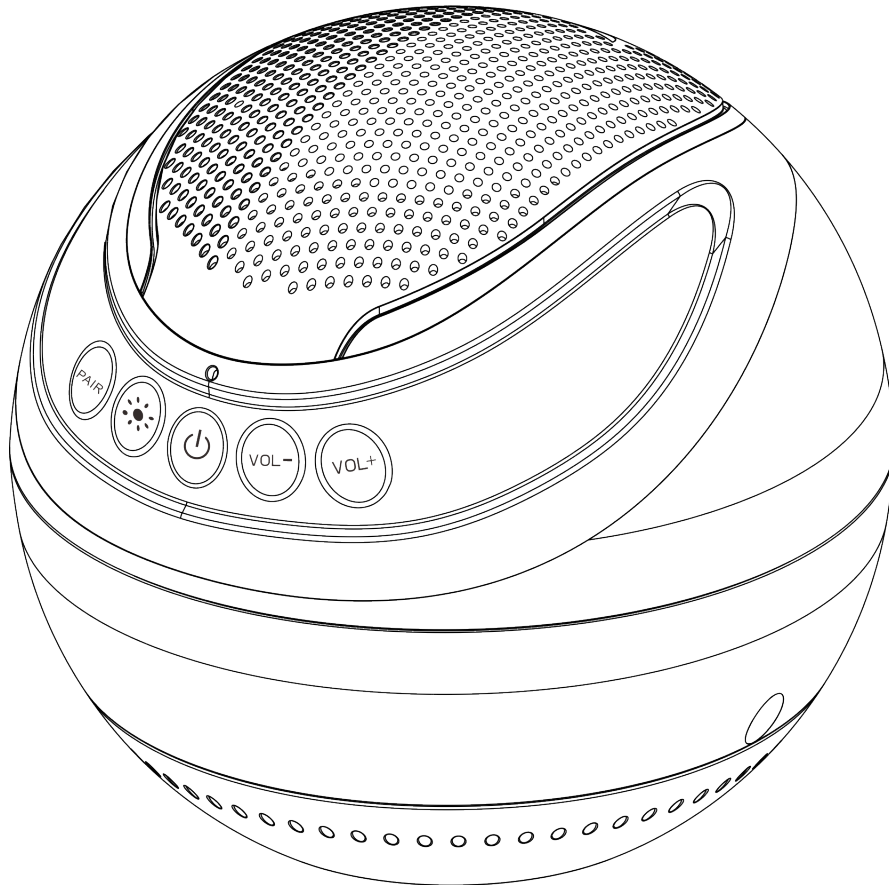


**Bluetooth Waterproof Speaker
BS0950US / 8007332
Instruction Manual**



A. INTRODUCTION

This Bluetooth wireless speaker system applies the latest BT 3.0 wireless technology platform that enables you to enjoy music, video everywhere you want.

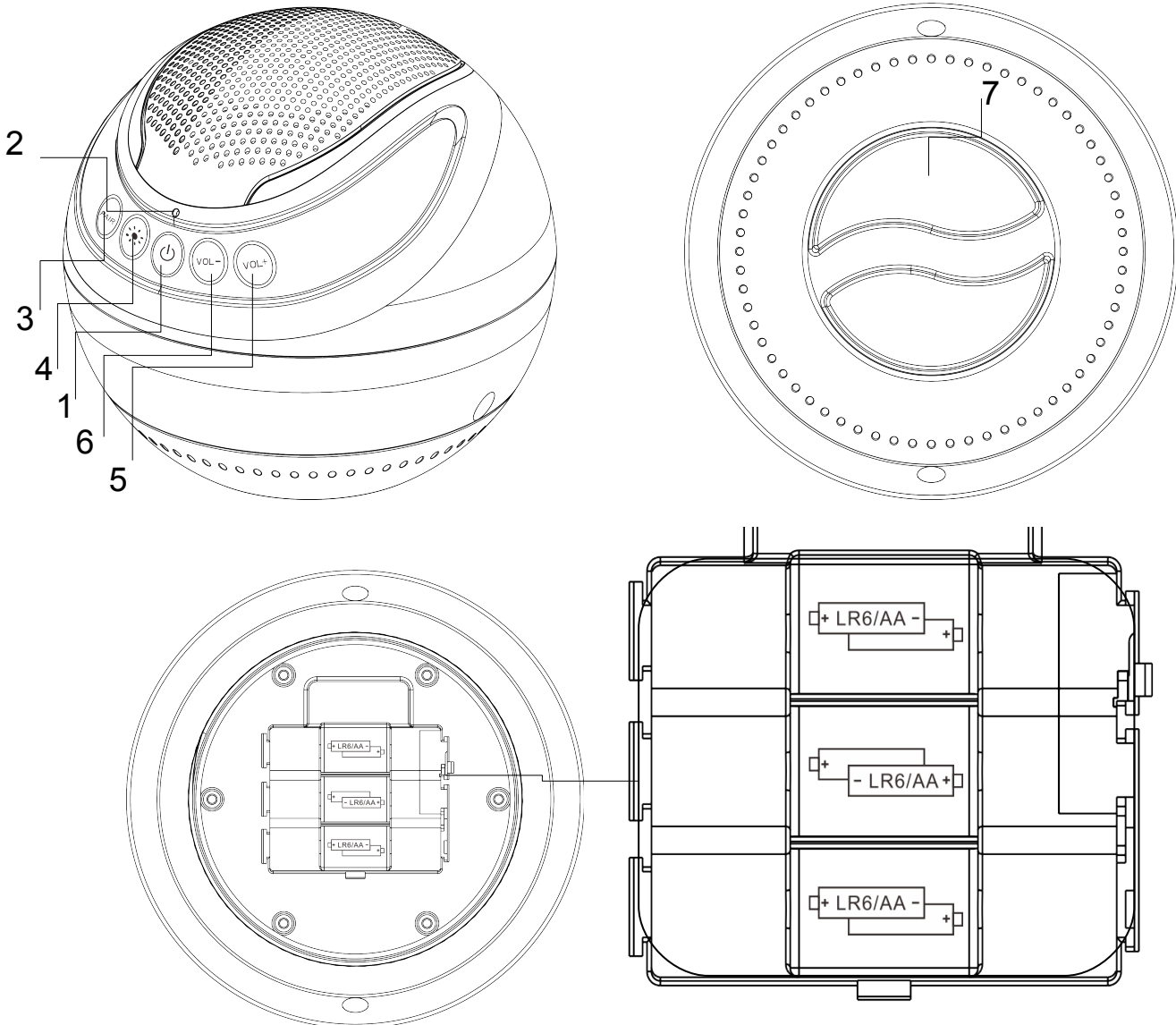
B. FEATURES

1. Bluetooth 3.0 Platform
2. Operating distance up to 10 meters / 33 feet (open area)
3. Powered by 6x AA alkaline batteries (included)
4. IPX 3 Water-proof feature
5. Floating feature
6. Blue mood light

C. PACKIANG

- 1 X Bluetooth speaker
- 1 X User manual
- 6 X AA size alkaline batteries

D. COMPONENT IDENTIFICATION



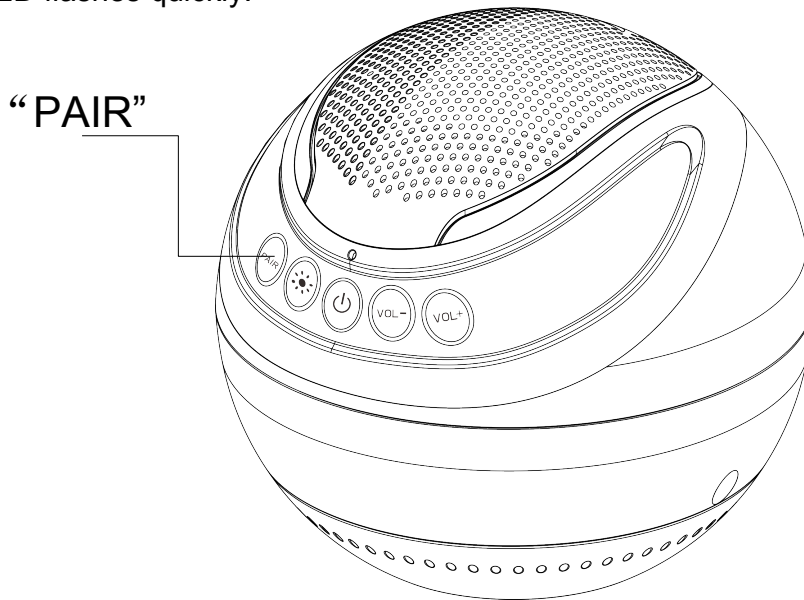
1. Power On/Off Control
2. Power LED Indicator
3. Pair
4. Mood Light
5. Volume +
6. Volume -
7. Batteries door

Insert batteries in correct direction

E. PAIRING

1. Press the power button for 3 seconds to turn the speaker on, the Blue LED light will flash slowly.
2. Enable your Bluetooth device such as cell phones, tablets or other Bluetooth media, and make sure it is in searching mode.
3. The Bluetooth speaker will automatically search your Bluetooth device and pair it up.
4. If no auto pairing connection is made, press the Pair button and hold for 5 seconds until the

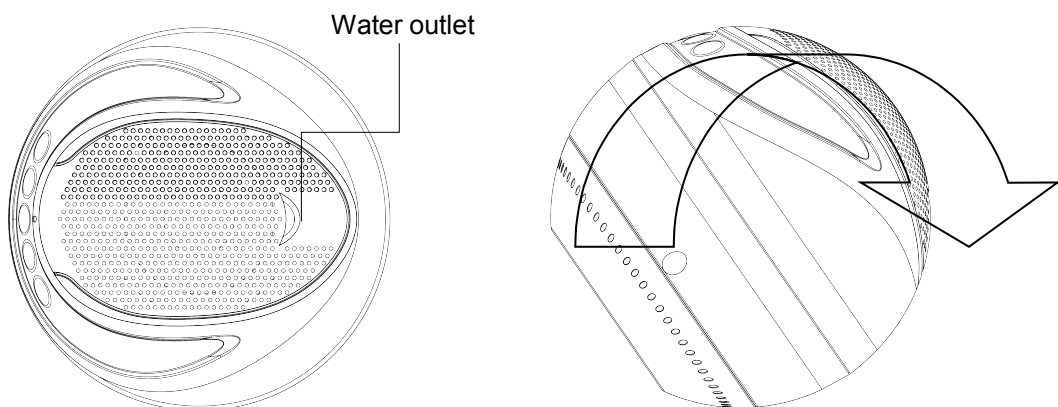
Blue LED flashes quickly.



5. Select “inStudio8007332” in the list shown in the Bluetooth device.
6. Enter “0000” if password is required.
7. When Bluetooth connection is made, the Blue LED will be solid.
8. Listen to your music.

CAUTION: Your speaker will operate best and loudest with no water resting on top of the speaker. Periodically draining the speaker by inverting it will ensure that not too much water remains standing on top of the speaker driver. Turn the speaker over and lightly shake it to let the water drain out quickly for best audio performance and when storing the speaker between uses.

When you find the floater with low volume or no volume in the water, it might be because the floater fills in with too much water on top of the speaker driver, which prevents the driver from producing sound. Reverse the floater, drain out the water. After that, the floater will work properly again.



F. TECHNICAL SPECIFICATIONS

Carrier Frequency	: Bluetooth 3.0
Power Requirements	: By 6x AA alkaline batteries (included)
Frequency Response	: 30Hz – 18KHz
Distortion	: <0.5%
S/N Ratio	: 65dB (typical)
Operation Distance	: Up to 10 meters / 33 feet (open area)
Output Power	: 5W (Max)

NOTES: This speaker is in compliance with the specified Bluetooth version. It does not guarantee compatibility of all functions on every Bluetooth enabled device. Please check with your mobile phone's user manual for compatibility and functionality.

G. TROUBLE SHOOTING

NO SOUND

- The speaker's battery charge is too low. Replace with the new batteries.
- Ensure the speaker is ON.
- Ensure Bluetooth device is ON.
- The volume of speaker is too low, adjust the volume to an appropriate level.
- Unable to connect with Bluetooth device, restart the pairing process.
- The speaker may be too far away from the Bluetooth device, move closer to it.

WARNING: Changes or modifications to this unit not expressly approved by the party responsible for compliance could void the user's authority to operate the equipment.

Á

Note: Clean the speaker with soft, lint - free, dry cloth. Never use detergents or abrasive cleaners to clean.

THE FCC WANTS YOU TO KNOW

This device complies with part 15 of the FCC Rules. Operation is subject to the following two conditions: (1) This device may not cause harmful interference, and (2) this device must accept any interference received, including interference that may cause undesired operation.

“Changes or modifications not expressly approved by the party responsible for compliance could void the user's authority to operate the equipment.”

NOTE: This equipment has been tested and found to comply with the limits for a Class B digital device, pursuant to part 15 of the FCC Rules. These limits are designed to provide reasonable protection against harmful interference in a residential installation. This equipment generates, uses and can radiate radio frequency energy and, if not installed and used in accordance with the instructions, may cause harmful interference to radio communications. However, there is no guarantee that interference will not occur in a particular installation. If this equipment does cause harmful interference to radio or television reception, which can be determined by turning the equipment off and on, the user is encouraged to try to correct the interference by one or more of the following measures:

—Reorient or relocate the receiving antenna.

—Increase the separation between the equipment and receiver.

—Connect the equipment into an outlet on a circuit different from that to which the receiver is connected.

—Consult the dealer or an experienced radio/TV technician for help.

IC STATEMENT

This device complies with Industry Canada licence-exempt RSS standard(s). Operation is subject to the following two conditions: (1) this device may not cause interference, and (2) this device must accept any interference, including interference that may cause undesired operation of the device.

Le présent appareil est conforme aux CNR d'Industrie Canada applicables aux appareils radio exempts de licence. L'exploitation est autorisée aux deux conditions suivantes : (1) l'appareil ne doit pas produire de brouillage, et (2) l'utilisateur de l'appareil doit accepter tout brouillage radioélectrique subi, même si le brouillage est susceptible d'en compromettre le fonctionnement.

This Class B digital apparatus complies with Canadian ICES-003.

Cet appareil numérique de la classe B est conforme à la norme NMB-003 du Canada.



The Bluetooth word, mark and logo are owned by Bluetooth SIG, Inc. Any and all other trademarks and trade names are those of their respective owners.

This equipment should be installed and operated with a minimum distance of 20 centimeters between the radiator and your body.