



PRESENTATION REMOTE

Model: BWA18H0013

PRODUCT GUIDE

CAUTION: To use this product properly, please read the user's guide before installation

Ver.01 Rev.19/12/17

Federal Communication Commission Interference Statement

This equipment has been tested and found to comply with the limits for a Class B digital device, pursuant to Part 15 of the FCC Rules. These limits are designed to provide reasonable protection against harmful interference in a residential installation. This equipment generates, uses and can radiate radio frequency energy and, if not installed and used in accordance with the instructions, may cause harmful interference to radio communications. However, there is no guarantee that interference will not occur in a particular installation. If this equipment does cause harmful interference to radio or television reception, which can be determined by turning the equipment off and on, the user is encouraged to try to correct the interference by one of the following measures:

- Reorient or relocate the receiving antenna.
 - Increase the separation between the equipment and receiver.
 - Connect the equipment into an outlet on a circuit different from that to which the receiver is connected.
 - Consult the dealer or an experienced radio/TV technician for help.
- This device complies with Part 15 of the FCC Rules. Operation is subject to the following two conditions: (1) This device may not cause harmful interference, and (2) this device must accept any interference received, including interference that may cause undesired operation.

FCC Caution: Any changes or modifications not expressly approved by the party responsible for compliance could void the user's authority to operate this equipment.

The device has been evaluated to meet general RF exposure requirement. The device can be used in portable condition without restriction.

Wal-Mart Stores, Inc.,
Bentonville, AR 72716
Hotline: 1-800-925-6278

Notice:
Max. Output < 0.9mW Wavelength 650nm



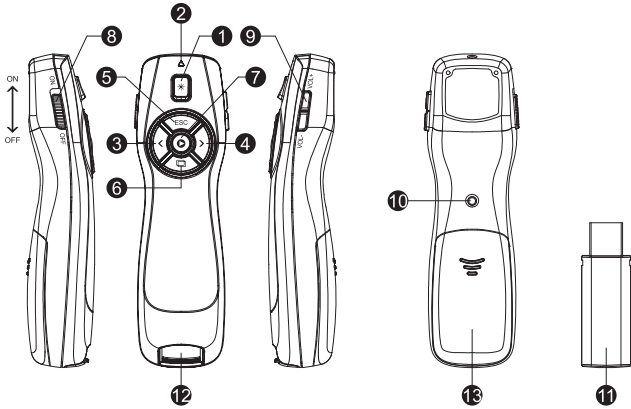
LASER RADIATION
DO NOT STARE INTO BEAM
CLASS 2 LASER PRODUCT
WARNING: For adult use only. This product is not a toy. Keep out of reach of children

Complies with 21 CFR Chapter 1, Subchapter J." or complies with 21 CFR 1040.10 and 1040.11.

Ver.01 Rev.19/12/17

正面

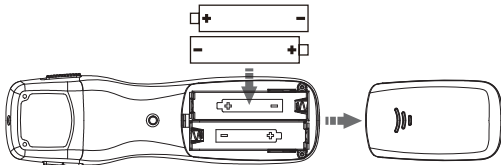
Pointer Button



- 1. Laser Button
- 2. Laser Warning
- 3. Pre-Page
- 4. Next Page
- 5. ESC
- 6. Darken & Resume Screen
- 7. Play
- 8. Power On / Off
- 9. Volume Controller
- 10. Connect Button
- 11. Receiver
- 12. Receiver Storage
- 13. Battery Cover

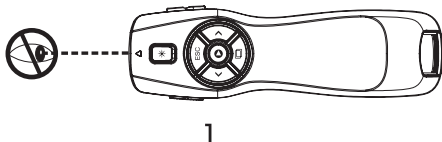
Inserting the Battery

Open the battery cover and insert 2 AAA batteries.



Safety Instructions

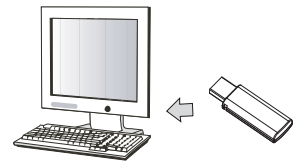
WARNING: This is a Class 2 Laser product. Please DO NOT shine the laser beam at people's eyes.



Ver.01 Rev.19/12/17

Battery warning statement:

Do not mix old and new batteries
Do not mix alkaline, standard (carbon-zinc), or rechargeable (ni-cad, ni-mh, etc) batteries.



Pairing mode:

1. If the presentation clicker is not connected to computer, then put them into pairing mode.
2. Press the connect button on the bottom of the presentation clicker.
If the presentation clicker does not work after 10 seconds, re-pair again.
Keep the presentation clicker close to the receiver while in pairing mode.

During pairing

Laser Warning



- Green LED blinking for 3 seconds then turns off
Connected
- Green and Red LED blinking for 1 minute then turns off
Disconnected
- Red LED blinking for 10 seconds then off
Low Battery Warning

Ver.01 Rev.19/12/17