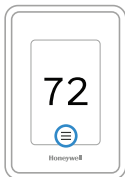




T10 Pro Smart Thermostat with RedLINK

Connect to Wi-Fi

1



Open the
Menu

2



Scroll to and
select "Wi-Fi"

3



Tap "Choose
Network"

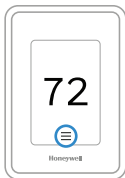
4



Select a
network

Connect to the Honeywell Home App

1



Open the
Menu

2



Tap "Connect
App"

3



Follow the
on-screen
instructions

How to use your thermostat

Indoor Temperature

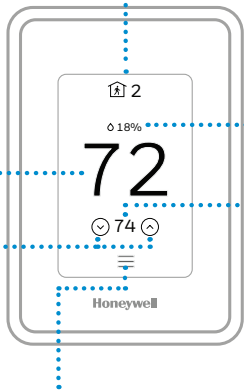
Displays the current indoor temperature.

Current Priority

Displays the type of priority and number of rooms being prioritized.

Indoor Humidity

Displays the current indoor humidity.



Adjust Temperature

Touch the up and down arrows to set your desired temperature.

Menu

Contains features such as mode, fan, schedule, priority, and other thermostat settings.

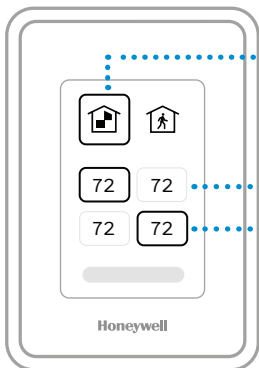
Desired Temperature

Displays the desired temperature.

The screen will wake up by pressing the center area of the displayed temperature.

How to use Priority

Priority creates an average temperature in your home based on specific rooms. This allows you to prioritize comfort where you want it.



Selected Rooms

Rooms you manually select create an average temperature in your home.

Unselected Room

Will not contribute to the average temperature.

Selected Room

Will contribute to the average temperature.

Active Rooms

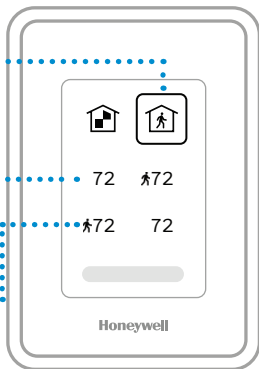
Rooms with detected motion are automatically selected to create an average temperature in your home..

Room without Activity

No motion is detected. Will not contribute to the average temperature.

Room with Activity

Motion is detected. Will contribute to the average temperature.



How to get help

For technical problems, contact Company

Name

Number

Visit yourhome.honeywell.com for a complete user guide.

For help, contact:

WEB yourhome.honeywell.com

EMAIL placeholder@honeywell.com

PHONE 1-800-633-3991

SOCIAL Twitter: @Honeywell_Home

Facebook: Honeywell Home

The product should not be disposed of with other household waste. Check for the nearest authorized collection centers or authorized recyclers. The correct disposal of end-of-life equipment will help prevent potential negative consequences for the environment and human health.

Regulatory information

FCC REGULATIONS

§ 15.19 (a)(3)

This device complies with part 15 of the FCC Rules. Operation is subject to the following two conditions:

- 1 This device may not cause harmful interference, and
- 2 This device must accept any interference received, including interference that may cause undesired operation.

IC REGULATIONS

RSS-GEN

This device complies with Industry Canada's license-exempt RSSs. Operation is subject to the following two conditions:

- 1 This device may not cause interference; and
- 2 This device must accept any interference, including interference that may cause undesired operation of the device.

FCC Warning (Part 15.21) (USA only)

Changes or modifications not expressly approved by the party responsible for compliance could void the user's authority to operate the equipment.



resideo

www.resideo.com

Resideo Inc., 1985 Douglas Drive North

Golden Valley, MN 55422

©2018 Resideo Technologies, Inc.

All rights reserved. The Honeywell Home trademark is used under license from Honeywell International Inc.

Tous droits réservés. La marque de commerce Honeywell Home est utilisée sous licence avec l'autorisation d'Honeywell International Inc.

Todos los derechos reservados. La marca comercial Honeywell Home se utiliza en virtud de la licencia emitida por Honeywell International Inc.

33-00421-03 M.S. Rev. 10-18

Printed in U.S.A.



33-00424-03