



# PLATINUM PROFILE 35 PRO

SKU# EPP409

### FEATURES

- 1200-Watt Comparable Lumens Output
- 8° - 50° Zoom and Motorized 4 Blade Framing
- Rotating Gobo Wheel with 6 Glass Gobos
- Fixed Gobo Wheel with 3 Gobos + 160° Animation
- 3-Facet Rotating Prism with 16 Prism Macros
- Motorized Focus and 5% - 100% Iris
- Built-In EWDMX Wireless DMX Receiver
- Rechargeable Backup Battery for Menu Display



The new Platinum Profile 35 PRO features the MSR Platinum 35, 800-watt lamp from Phillips™, 16-bit resolution on all motor functions, 2 gobo wheels with a total of 6 interchangeable, rotating, and indexing glass gobos, 3 fixed indexing gobos and a 160° animation effect, variable CMY color mixing and CTO, a static color wheel with 8 dichroic colors including UV and CTB, 3 facet rotating / indexing prism, frost filter, motorized focus / zoom system with an 8° to 50° beam angle, motorized 4 blade framing, pan/tilt lock, built-in EWDMX wireless DMX receiver, 3 and 5pin DMX connections, full color 180° reversible menu display with 6 button touch control panel, battery backup for display power, and a multi-voltage universal auto switching power supply (100-240v).



ELATION | PLATINUM PROFILE 35 PRO | Product Specification Sheet

Specifications are subject to change without notice ©Elation Professional

Elation Professional USA | 6122 S. Eastern Ave. | Los Angeles, CA. 90040  
323-582-3322 | 323-832-9142 fax | www.elationlighting.com | info@elationlighting.com

Elation Professional B.V. | Junostraat 2 | 6468 EW Kerkrade, Netherlands  
+31 45 546 85 66 | +31 45 546 85 96 fax | www.elationlighting.eu | info@elationlighting.eu

**PRODUCT SPECIFICATIONS**

**FEATURES**

1200-Watt Comparable Lumens Output  
 Motorized 8° - 50° Zoom + 4 Blade Framing  
 Built-In EWDMX Wireless DMX Receiver

**SOURCE**

Phillips™ 800-Watt MSR Platinum 35  
 750 Hour Average Life

**PHOTOMETRIC DATA**

20,101 Total Lumens, 7,400K, >60CRI  
 18,750 LUX @10M 8° Min Zoom  
 812 LUX @10M 50° Max Zoom

**EFFECTS**

4 Blade Framing  
 160° Animation Effect  
 Frost Filter  
 3-Facet Prism and 16 Prism Macros  
 Strobe and 5% - 100% Iris  
 Mechanical Dimming: 0% - 100%

**COLOR**

Variable CMY Color Mixing & CTO  
 8 Interchangeable Dichroic Colors Including UV + CTB

**GOBOS**

2 Gobo Wheels  
 6 Interchangeable / Rotating / Indexing Glass Gobos  
 3 Fixed / Indexing Gobos + 160° Animation  
 Size: OD 29mm / ID 24mm

**CONTROL / CONNECTIONS**

3 DMX Channel Modes (37/39/60)  
 3pin & 5pin DMX In/Out  
 6 Button Touch Control Panel  
 Full Color 180° Reversible LCD Menu Display  
 8 / 16 Bit Resolution Adjustable Movement  
 powerCON Power In

**SIZE / WEIGHT**

Length: 19.9" (506.5mm)  
 Width: 17.6" (447.3mm)  
 Vertical Height: 28.6" (726.5mm)  
 Weight: 88.2 lbs. (40kg)

**ELECTRICAL / THERMAL**

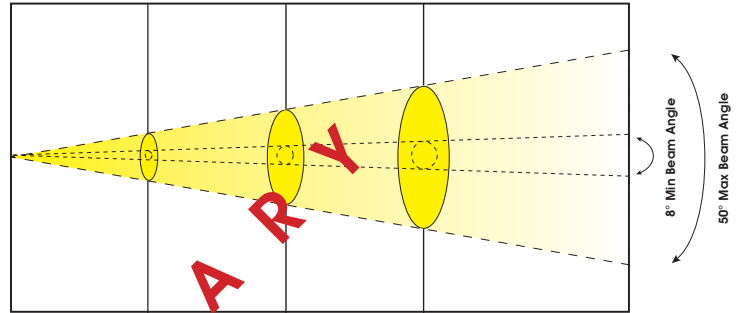
AC 100-240V - 50/60Hz  
 1044W Max Power Consumption  
 -13°F to 113°F (-25°C to 45°C)

**APPROVALS / RATINGS**

CE Pending  
 cETLus Pending  
 IP20 Rated

**PHOTOMETRIC DATA**

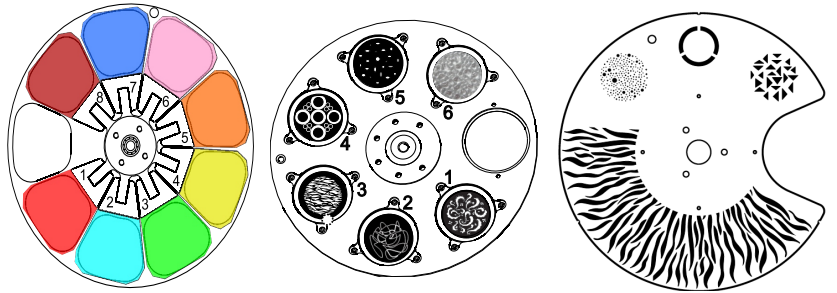
8° MIN Beam Angle 7,142 FC / 76,880 LUX 3,112 FC / 33,500 LUX 1,742 FC / 18,750 LUX  
 50° MAX Beam Angle 253 FC / 2,725 LUX 120 FC / 1,290 LUX 75 FC / 812 LUX LUX x 0.0929 = FC



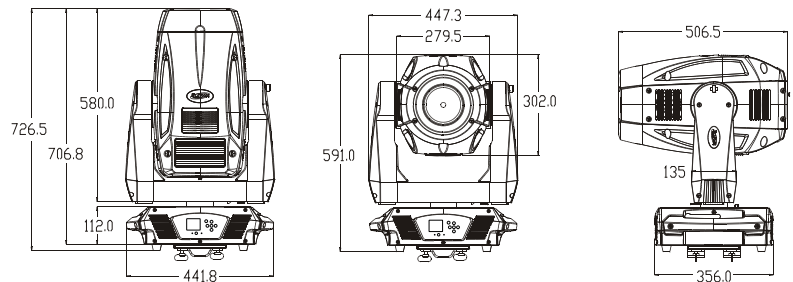
Max Beam Diameter	0 m / 0 ft	5.0 m / 16.40 ft	7.5 m / 24.60 ft	10.0 m / 32.80 ft
8° Beam Angle	Ø 0.70 m / Ø 2.3 ft	Ø 1.05 m / Ø 3.4 ft	Ø 1.40 m / Ø 4.6 ft	
50° Field Angle	Ø 4.66 m / Ø 15.3 ft	Ø 6.99 m / Ø 22.9 ft	Ø 9.33 m / Ø 30.6 ft	

PRELIMINARY

**COLORS & GOBOS**



**DIMENSIONAL DIAGRAM (MM)**



**ACCESSORIES**



EWDMXT  
 Wireless DMX Transmitter



E-LOADER  
 Software Update Box