

Ye!!
inspire you always



www.yelltowin.com
Designed by Ye!! in Hong Kong
Assembled in China



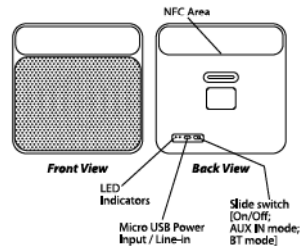
 Yelltowin 

 Like us on Facebook!
<http://www.facebook.com/yelltowin>



**Sound Gear BTS900
Portable Bluetooth Speaker User Manual**
Included In This Package
 - BTS900 Portable Bluetooth Speaker
 - Micro USB to USB and 3.5 mm Splitter Cable
 - User Manual

Overview



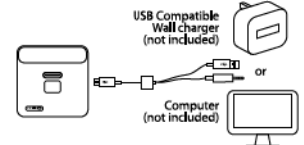
LED Indicators

	Indicator	Status
⚡	RED	Charging
	GREEN	Fully Charged
AUX/BT	Flashing BLUE	Pairing Mode
	BLUE	Connected / AUX IN Mode

How to Charge BTS900

1. Plug the BTS900 into your computer or USB compatible wall charger via the included Micro USB to USB and 3.5 mm Splitter Cable.
2. When the BTS900 is fully charged, disconnect the cable.

Note: Approximately 3 – 4 hours required for full charge. Battery will last up to 5 hours when connected wirelessly and up to 8 hours when connected through Line-in.

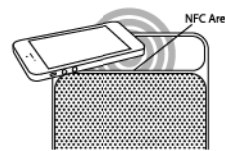


Getting Connected

The BTS900 allows you to pair with your Bluetooth music device in two different ways.

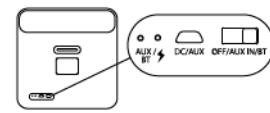
1. NFC One Touch Pairing

1. Switch the Bluetooth Speaker to the BT mode.
2. Activate the NFC feature on your music device.
3. Touch the NFC area of the Bluetooth Speaker with the NFC area of your music device.
4. Press "confirm" the connection from your music device.



2. Conventional Bluetooth Pairing

1. Switch the Bluetooth Speaker to the BT mode. The speaker is discoverable and ready for pairing. The status indicator blinks blue.



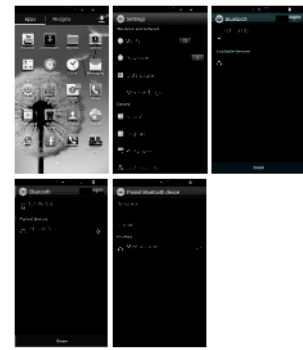
2. On your Bluetooth music device, turn on Bluetooth and scan for devices in its Bluetooth menu.
3. When the "Ye!! - BTS" appears on the device list of your device, select "Ye!! - BTS". The status indicator turns solid blue after pairing is established. The speaker is ready to play music.

Example: iPad / iPhone / iPod Touch
 Press Settings > General > Bluetooth > Bluetooth ON > Ye!! - BTS > Pair



FCC NOTE:
 This device complies with Part 15 of the FCC Rules. Operation is subject to the following two conditions: (1) this device may not cause harmful interference, and (2) this device must accept any interference received, including interference that may cause undesired operation. THE MANUFACTURER IS NOT RESPONSIBLE FOR ANY RADIO OR TV INTERFERENCE CAUSED BY UNAUTHORIZED MODIFICATIONS OR CHANGE TO THIS EQUIPMENT. SUCH MODIFICATIONS OR CHANGE COULD VOID THE USER'S AUTHORITY TO OPERATE THE EQUIPMENT.

Example: Android 4.3 Jelly Bean
 Smartphone
 Press Settings > Bluetooth ON > Scan > Ye!! - BTS > Settings > Check the Media audio box



Reconnecting Bluetooth Device

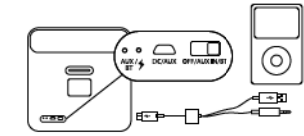
Keep in mind that the Bluetooth Speaker has a 33 feet range in open field. If you move out of range or turn off the Bluetooth feature on your Bluetooth device, the Bluetooth Speaker will disconnect from your device. To reconnect, simply follow the instruction in the "Getting Connected" section.

Changing Connected Bluetooth Device

1. Disable the Bluetooth function of your Bluetooth device.
2. The Bluetooth Speaker can now be connected to the different Bluetooth device.
3. Following the instructions in the "Getting Connected" section

Play Audio from Non-Bluetooth Device

1. Switch the Bluetooth Speaker to the AUX IN mode. The status indicator turns solid blue.
2. Connect the Bluetooth Speaker and your non-Bluetooth audio device via the included micro USB to USB and 3.5 mm splitter cable. The speaker is ready to play music.



Specifications

Model No.	BTS900 (Ye!! - BTS)
Output Power	5W (Subwoofer), 3W x 2 (Speaker)
Sensitivity	GFSK -91dBm
Audio Signal to Noise Ratio	94dB SNR
Battery Capacity	2,800 mAh Lithiumion Rechargeable Battery
Input Voltage	DC 5V / 1A
Charge Time	3 – 4 hours
Playback Time	Up to 5 hours on Bluetooth or 8 hours on Line -in
Operating Distance	Up to 33 feet (10 metres)
Bluetooth Version	Bluetooth 3.0 with EDR
Dimensions	180 x 180 x 60 mm
Net Weight:	800 grams

Troubleshooting

No connection between Bluetooth Speaker and your Bluetooth device.
 - Make sure the Bluetooth Speaker is fully charged

- Make sure NFC function is enabled on your device and place it correctly on the NFC area of the speaker.
- Make sure the BT mode is switched on.
- Make sure your Bluetooth device is available and supports Bluetooth Advance Audio Distribution profile.
- Make sure the Bluetooth Speaker is within range of your Bluetooth device.

Audio is not coming out from the Bluetooth Speaker after Bluetooth device successfully paired.

- Make sure the Bluetooth device volume is set to a comfortable listening level.

Audio is not coming out from the Bluetooth Speaker after the non-Bluetooth device connected with the micro USB to USB and 3.5 mm splitter cable.

- Make sure the Micro USB to USB and 3.5 mm is correctly and firmly connected to the Bluetooth Speaker and non-Bluetooth device.

- Make sure the non-Bluetooth device is set to a comfortable listening level.

Precautions

1. The radio waves emitted by the Bluetooth Speaker and Bluetooth device can affect operation of nearby electronics including medical devices.
2. Keep the unit in a cool, dry place.

For more information, please visit www.yeltowin.com

Designed by Ye!! in Hong Kong
 Assembled in China

Patent Pending No. 201120398615.6
 811-BTS900-00-W