

VM-KEM1 MANUAL






1. Power On Status: All function Off

2. Learn-in Code:

1. Turn IGNITION OFF to ON (open for 15 seconds)
2. Press VALET SW.OFF/ON 3 times, LED ON turned on and activate learn-in-Code MODE.
 - 2.1 Press Btn"1" to learn the first TX.
 - 2.2 ---- Horn 20ms, one Beep, Press LED OFF/ON once.
 - 2.3 Other Keys automatically activated.
 - 2.4 Back to 2.2.1 learn the next TX, up to 4 TX code.

3. Turn IGN ON to OFF, or 15seconds time-out, ending learn-in-code process: LED OFF



3. Common TX function

TX BUTTON	FUNCTION	REMARK
	Lock Door	Horn 1 Chirp(2 times/3sec ,20ms) P/L 1 flashing, D/HT Dimming .
	Unlock Door	P/L 2 flashing, D/HT On, Dimming after 30 seconds
	2-Step Unlock	Press 2 times in 3seconds
	Silent Lock / Unlock / DUL#2	Press 2 keys at the same time
AUX	0.5 sec Trunk (CH#2)	0.5sec On / 0.5sec Off (Exit Light)
	3 sec PANIC (0.3"On/0.75"Off)	Horn Chirping, P/L flashing 60sec, without D/L,D/UL, with CH#2

4. FEATURE PROGRAM: : RED part is Default Setting

- 4.1 IGN OFF TO ON (open for 15 Sec),VALET SW ON/OFF(6 times), finished in 15 Sec.
- 4.2 Chirp 6 Beep, LED ON, proceed Setup, as below circumstance
- 4.3 IGN OFF shutdown FEATURE Mode, Horn Chirp 1 short-sound 1long-sound

4.4 FEATURE TABLE

Press TX Btn X	One Chirp , LED 0.3	2 Chirps , LED 0.3 - 2 pulse	3 Chirps , LED 0.3 - 3 pulse	4 Chirps, LED 0.3 - 4 pulse
	Ign "On"TX activates	Ign "On" TX No function	If Ign"On"(AUX, PANIC)	
	Rearm Off	Rearm On		
AUX	Exit Light On 3 minutes	Exit Light On 5 minutes	Exit Light On 10 minutes	Exit Light On 15 minutes
	5 Chirps , LED 0.3 - 5 pulse	Exit Light On 20 minutes		

5. D/HT Function: Dimming Time 5 sec

- 5 -1. Door Open / Close = D/HT On 20 sec, then Dimming .
- 5 -2. Remote Door Unlock = D/HT On 30 sec, then Dimming .
- 5 -3. Ext Car Remote Lock The Door then Dimming
- 5-4. Ign On D/HT Off then Dimming

This device complies with part 15 of the FCC rules. Operation is subject to the following two conditions.

(1) This device may not cause harmful interference, and

(2) This device must accept any interference received, including interference that may cause undesired operation.

Per FCC 15.21, you are cautioned that changes or modifications not expressly approved by the part responsible for compliance could void the user's authority to operate the equipment.