





## TX557 FIVE BUTTOM TRANSMITTERS

The TX557 transmitter is a replacement RF transmitter. The transmitter comes with 5 push-button switches (Arm / Disarm / Trunk Release / Snow Flake / AUX).

1. Press the  button on control to arm your car and lock the door.
2. Press the  button on control to disarm your car and unlock the door.
3. Press the  button to activate trunk release.
4. Press the  button for 2 second to activate panic mode.
5. Press the **AUX** button for the AUX output.

### TRANSMITTER BATTERY REPLACEMENT

If the range of your transmitter deteriorate, it is possible that you need to replace the battery.

1. Use a coin to open transmitter case.
2. Remove old battery from the transmitter.
3. Install a new battery (3 Volt) noting the (+) and (-) marks in the battery area of the transmitter.
4. Replace upper transmitter case with area, do not damage the inside components.
5. Recover transmitter.

**This device complies with part 15 of the FCC rules.**

Operation is subject to the following two conditions.

1. This device may not cause harmful interference.
2. This devise must accept any interference received, including interference that may cause undesired operation.

Per FCC 15.21, you are cautioned that charges or modifications not expressly approved by the part responsible for compliance could void the user's authority to operate the equipment.