

T3s Staff Tag

USER GUIDE

REV1.0

Disclaimer

The information and know-how included in this document are the exclusive property of STANLEY Healthcare and are intended for the use of the addressee or the user alone. The addressees shall not forward to another their right of using the information, know-how or document forwarded herewith, in whole or in part in all matters relating or stemming from or involved therein, whether for consideration or without consideration, and shall not permit any third party to utilize the information, know-how or the documents forwarded herewith or copies or duplicates thereof, unless at the company's consent in advance and in writing. Any distribution, advertisement, copying or duplication in any form whatsoever is absolutely prohibited. The Company reserves the right to sue the addressee, user and/or any one on their behalfs, as well as third parties, in respect to breaching its rights pertaining to the intellectual rights in particular and its rights of whatever kind or type in the information, know-how or the documents forwarded by them herewith in general, whether by act or by omission.

This document is confidential and proprietary to STANLEY Healthcare and is not to be distributed to any persons other than licensed AeroScout Visibility System users or other persons appointed in writing by STANLEY Healthcare.

Trademark Acknowledgements

AeroScout is a trademark of Stanley Black & Decker, Inc. or its affiliates. Other brand products and service names are trademarks or registered trademarks of their respective holders. Below is a partial listing of other trademarks or registered trademarks referenced herein:

Cisco™ is a trademark of Cisco Systems, Inc.

Sun, Sun Microsystems, the Sun Logo, Java, JRE and all other Sun trademarks, logos, product names, service names, program names and slogans that are referred to or displayed in this document are trademarks or registered trademarks of Sun Microsystems, Inc. in the United States and other countries.

This product includes software developed by the Apache Software Foundation (<http://www.apache.org/>).

This product includes code licensed from RSA Data Security

Esper is a trademark of EsperTech, Inc.

Jboss is a trademark of Red Hat Middleware, LLC.

Oracle and Java are registered trademarks of Oracle and/or its affiliates. Other names may be trademarks of their respective owners.

MS SQL Server 2005 and MS SQL Server 2008 are registered trademarks of Microsoft Corporation in the United States and/or other countries.

JasperSoft, the JasperSoft Logo, JasperReports, the JasperReports logo, JasperIntelligence, JasperDecisions, JasperAnalysis, Scope Center, Scope Designer, and JasperServer are trademarks or registered trademarks of JasperSoft, Inc. in the United States and other countries.

Images of PLUM A+™, PLUM A+™ 3, LIFECARE PCA™, and SYMBIQ™ infusion systems are provided with permission of Hospira, Inc. All rights reserved.

©2014 STANLEY Healthcare. All rights reserved.

Table of Contents

Overview	4
Tag Descriptions	5
T3s Tag Features	5
Attachment Options	7
Tag Management	7
LED and Buzzer Indications	7
Tag Maintenance	8
Tag Battery Life.....	8
Changing the Battery	9
Cleaning the Tag.....	9
T3s Tag Model	9
Tag Accessories	10
Specifications	10
Tag Specifications	10
Safety, Warnings and Warranty	12

REVISION HISTORY			
Revision	Date	Comments	Author
1	19 January 2014	New Document	K Oberstein
2	10 March 2014	Update	K Oberstein
3			
4			

Overview

The T3s Tag is based on STANLEY Healthcare's market leading T2 Wi-Fi Tag, with its proven usability, dependability and scalability. These battery-powered tags are worn by hospital staff. This enables staff to be accurately located in real-time and in any environment – from indoor locations such as hospital floors to open outdoor spaces such as parking lots.

In addition, the same tag can be used for egress point detection, room and bay level location, call-button alerting, motion sensing, hand hygiene monitoring, patient flow and more.



Figure 1: T3s Tag

Tag Descriptions

The following describes the parts of the T3s Tag:




Figure 2: Tag Descriptions

T3s Tag Features

Wi-Fi Compatibility

T3s Tags use any standard Wi-Fi network infrastructure, keeping costs low and making deployments simple and fast. The tags can be used to determine the location and status of hospital staff. The Tags' wireless messages are received by Wi-Fi access points.

Long Battery Life

The T3s Tag has a single, replaceable battery. The tag is able to report its battery level to MobileView. The T3s Tag also has a motion sensor to conserve battery life when the tag is not in motion.

Room-Level Separation and Egress Point Detection

The T3s Tag includes embedded Low-Frequency (LF) receiver and an optional Ultrasound receiver. Ultrasound signals do not go through walls and thus ensure accurate room-level resolution when and where required (e.g. determining if a nurse is attending to a patient in a room). T3s Tags also provide instant notification when a tagged staff member passes through a gate, doorway or other tightly-defined area.

Call Button

A call button provides the capability to define alerts according to button clicks – such as a staff duress situation requiring immediate assistance or attention. Multiple messages can be set up using different button-click patterns.

Motion Sensing

T3s Tags contain on-board motion sensors. The motion sensor can be configured to trigger alerts (e.g. when a staff member is not in motion for a long period of time). It also enables different transmission intervals for tags when they are stationary or in motion, which reduces unnecessary network traffic and conserves battery life.

Rugged Performance


The T3s Tag enclosure is designed for durability against significant impacts and is water and dust resistant.

Tag Management

T3s Tags are easily configured and activated wirelessly via the Tag Manager application and a Tag Activator device.

Attachment Options

The T3s Tag has various attachment options. The tag is fitted with a flange enabling it to be clipped on a pocket, using a badge clip, or it can be worn around a staff member's neck, using a lanyard. Other attachment options include a retractable reel and retractable reel with back clip.




Tag Management

T3s Tags are easily configured and activated wirelessly via the Tag Manager application and a Tag Activator device.

Please refer to the *AeroScout Tag Manager User Guide*.

LED and Buzzer Indications

T3s Tags include a blue LED on the front and a buzzer for audio and visual indications, such as low battery. The buzzer is easily configured for certain alerts in Tag Manager.



The following table describes the LED indications for the T3s Tag.

LED Indication	Description
Blue	Power

Tag Maintenance

Tag Battery Life

Table 1 presents battery life estimates for a new T3s tag battery. The parameters that affect battery life include the tag transmission interval and the number of transmission channels configured for the tag.



Note

The calculations in the table below are true for an operating temperature of 20°C. The calculations do not take into consideration additional factors such as Exciter activations of Tag, since these are individual parameters.

Transmission Interval	Estimated Battery Life for: 1 channel, 1 transmission repetition	Estimated Battery Life for: 1 channel, 2 transmission repetitions	Estimated Battery Life for: 3 channels, 1 transmission repetition	Estimated Battery Life for: 3 channels, 2 transmission repetitions
1 second	61 days	47 days	26 days	19 days
5 seconds	266 days	158 days	104 days	59 days
10 seconds	1.3 years	278 days	192 days	107 days
30 seconds	2.4 years	1.67 years	1.26 years	272 days
1 minute	3.1 years	2.42 years	1.96 years	1.27 years
3 minutes	3.9 years	3.47 years	3.13 years	2.41 years
5 minutes	4.1 years	3.81 years	3.55 years	2.95 years
30 minutes	4.39 years	4.33 years	4.27 years	4.1 years
1 hour	4.42 years	4.39 years	4.36 years	4.27 years

Changing the Battery

The T3s Tag contains a 3.6V Lithium ½ AA replaceable battery.

To Replace the Battery:

1. Remove the battery cover by unscrewing the two (2) cover screws.



2. Remove the battery.
3. Install a new 3.6V Lithium ½ AA battery in the battery holder.
4. Close and re-screw the panel to the tag casing.



WARNING: Used batteries should be disposed of according to facility procedures in your jurisdiction.

Cleaning the Tag

Cleaning the external surface of the tag's housings can be done using Alcohol or Chloride based wipers only.

T3s Tag Model

Tag Model	Tag Description
SKU:TAG-3200-CU	T3s Staff Tag with call button and Ultrasound.

Tag Accessories

Accessory	Model
Retractable reel with back clip	SKU: TAC-363
Retractable reel without back clip	SKU: TAC-362
Lanyard	SKU: TAC-361
Badge Clip	SKU: TAC-360
AeroScout Tag Management Suite	SKU: BWH-1000-02-TA

Specifications

Tag Specifications

Range

- **Outdoor range:** Up to 200m (650 feet)
- **Indoor range:** Up to 80m (260 feet)

Physical and Mechanical

- **Dimensions (incl. Flange):** 80mm x 40.6mm x 20mm (3.14in x 1.60in x 0.8in)
- **Weight (Incl. Retractable reel):** 53g (1.86oz)

Radio

- 802.11 radio (2.4 GHz); b/g/n compliant
- Low frequency receiver for chokepoint detection (125kHz)
- **Transmission power:** up to +19dBm (~81mW)
- Patented clear channel sensing avoids interference with wireless networks

Ultrasound Receiver

- Frequency 40KHZ

Environmental Specifications

- **Temperature:** 0°C to +50°C (32°F to 122°F)
- **Humidity:** 0% to 95% RH non-condensing

- **Ingress Protection Rating:** IP-65
- **Battery:** 3.6V Lithium ½ AA battery (replaceable)
- **Battery life:** up to 1 year

Programmability

- Tag configurations
- Transmission channels
- IP Settings

Certification

- **Radio:**
FCC Part 15, sub-part C class B, sub-part B
EN 300-328, EN 300-330, EN 301-489, RSS 210 (Canada)
- **Safety:**
CE, cTUVus (EN60950)
EN 60601-1-Rev3

Safety, Warnings and Warranty

FCC STATEMENT

This equipment has been tested and found to comply with the limits for a Class B digital device, pursuant to Part 15 of the FCC rules. These limits are designed to provide reasonable protection against harmful interference in a residential installation. This equipment generates uses and can radiate radio frequency energy and, if not installed and used in accordance with the instructions, may cause harmful interference to radio communications. However, there is no guarantee that interference will not occur in a particular installation. If this equipment does cause harmful interference to radio or television reception, which can be determined by turning the equipment off and on, the user is encouraged to try to correct the interference by one or more of the following measures:

- a) Reorient or relocate the receiving antenna.
- b) Increase the separation between the equipment and receiver.
- c) Connect the equipment to an outlet on a circuit different from that to which the receiver is connected.
- d) Consult the dealer or an experienced radio/TV technician.

This device complies with Part 15 of the FCC Rules.

Operation is subject to the following two conditions:

- a) This device may not cause harmful interference
- b) This device must accept any interference received, including interference that may cause undesired operation.

FCC Warning

Modifications not expressly approved by the manufacturer could void the user authority to operate the equipment under FCC Rules.

WARNING: This device complies with Part 15 of the FCC Rules and RSS-210 of Industry and Science Canada. Operation is subject to the following two conditions: (1) This device may not cause harmful interference, and (2) this device must accept any interference received, including interference that may cause undesired operation.

This device complies with Industry Canada license-exempt RSS standard(s). Operation is subject to the following two conditions: (1) this device may not cause interference, and (2) this device must accept any interference, including interference that may cause undesired operation of the device.

Le présent appareil est conforme aux CNR d'Industrie Canada applicables aux appareils radio exempts de licence. L'exploitation est autorisée aux deux conditions suivantes : (1) l'appareil ne doit pas produire de brouillage, et (2) l'utilisateur de l'appareil doit accepter tout brouillage radioélectrique subi, même si le brouillage est susceptible d'en compromettre le fonctionnement.

**Stanley Healthcare (“Stanley”) Standard Warranty and Disclaimer
For Stanley Healthcare AeroScout® Products (“Products”)**

Limited Warranty and Disclaimer. Stanley warrants that commencing from the date of delivery to Customer and continuing for a period of one (1) year thereafter (the “Warranty Period”), the hardware components of Stanley Healthcare AeroScout® Products (the “Hardware”) will be free from defects in material and workmanship under normal use subject to the terms hereof. The date of shipment of the Hardware by Stanley is set forth on the packaging material in which the Hardware is shipped. This limited warranty extends only to the original user of the Hardware. Customer's sole and exclusive remedy and the entire liability of Stanley and its suppliers under this limited warranty will be, at Stanley's or its service center's option, shipment of replacement Hardware components within the Warranty Period or a refund of the purchase price if the Hardware is returned to the party supplying it to Customer, if different than Stanley, freight and insurance prepaid. Stanley replacement parts used in Hardware repair may be new or equivalent to new, and Stanley reserves the right to provide replacement Hardware components of similar form and function, as long as the functionality is equal or better than Customer's original Hardware components. Stanley's obligations hereunder are conditioned upon the return of affected Hardware in accordance with Stanley's then-current Return Material Authorization (RMA) procedures. Notwithstanding the foregoing, the warranty for TAG Hardware and EXCITER Hardware shall be for a period of three (3) years from the date of delivery.

Exclusions: The warranty set forth above will not apply if the Hardware or the Product (i) has been altered, except by Stanley, (ii) has not been installed, operated, repaired, or maintained in accordance with instructions supplied by Stanley, (iii) has been subjected to abnormal physical or electrical stress, misuse, negligence, or accident; or (iv) is provided for beta, evaluation, testing, or demonstration purposes for which Stanley does not receive a payment of purchase price or license fee.

In addition, this warranty shall not cover the following:

- Batteries (other than DOA -Dead On Arrival).
- Plastics (including defects in appearance, cosmetics, decorative or structural items including framing and non-operative parts).
- Tag Calibration.
- Expenses related to removing or reinstalling the Products.
- Defects or damage that result from the use of Non-Stanley certified Products, Accessories, Software or other peripheral equipment.
- Defects or damages resulting from service, testing, adjustment, installation, maintenance, alteration, or modification in any way by someone other than Stanley, or its authorized service partners.
- **All software contained in or otherwise part of Stanley Healthcare AeroScout® Products, which is covered by Stanley's separate software warranty contained in the separate software license agreement with respect to such Products.**

The warranty set forth above shall not be enlarged and no obligation or liability shall arise out of Stanley's rendering of technical advice, facilities or service in connection with Customer's purchase of the Stanley Healthcare AeroScout® Products.

Except for the foregoing warranties, which shall be the exclusive warranties with respect to any Products, STANLEY MAKES NO WARRANTY OR REPRESENTATION OF ANY KIND, EXPRESS OR IMPLIED, WRITTEN OR ORAL, REGARDING INFORMATION GIVEN OR THE PRODUCTS OR SERVICES SUPPLIED AND EXPRESSLY DISCLAIMS ALL EXPRESS AND IMPLIED

WARRANTIES, REPRESENTATIONS AND CONDITIONS, INCLUDING WITHOUT LIMITATION ALL WARRANTIES AND CONDITIONS OF QUALITY, NON-INFRINGEMENT, MERCHANTABILITY AND SUITABILITY OR FITNESS FOR A PARTICULAR PURPOSE TO THE EXTENT PERMITTED BY LAW. STANLEY WILL NOT BE LIABLE FOR CONSEQUENTIAL, INCIDENTAL, INDIRECT OR PUNITIVE DAMAGES FOR ANY CAUSE OF ACTION, WHETHER IN CONTRACT, TORT OR OTHERWISE. Consequential, incidental and indirect damages include, but are not limited to, lost profits, lost revenue and loss of business opportunity, whether or not Stanley was aware or should have been aware of the possibility of these damages.

About STANLEY Healthcare

STANLEY Healthcare provides over 5,000 acute care hospitals and 12,000 long-term care organizations with enterprise solutions that transform safety, security and operational efficiency. The STANLEY Healthcare solution set enables customers to achieve organizational excellence and superior care in five critical areas: Patient Safety, Security & Protection, Environmental Monitoring, Clinical Operations & Workflow and Supply Chain & Asset Management. These solutions are complemented by consulting, training, implementation and integration services. STANLEY Healthcare is proud to be part of Stanley Black & Decker, Inc. For more information, visit www.stanleyhealthcare.com.

STANLEY Healthcare

130 Turner Street, Building
Building 3
Waltham, MA 02453
Tel: +1-888-622-6992
E-mail: stanleyhealthcare@sbdinc.com

Europe, Middle East, Africa Office

Tel : +32 2 709 29 49
Fax : +32 15 30 80 99
E-mail: emea@aeroscout.com

Japan Office

Tel: +81 3 3556 9003
Fax: + 81 3 5875 3723
E-mail: info@aeroscout.co.jp

Latin America Office

Tel : +52 55 5001 5769
E-mail: latam@aeroscout.com

Asia-Pacific Sales

Tel : +1 650 596 2994
E-mail: apac@aeroscout.com

Australia and New Zealand Sales

Tel : +61 3 9038 8690
E-mail: anz@aeroscout.com