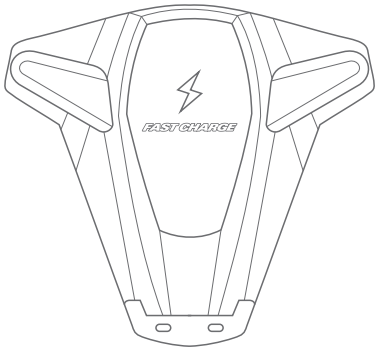


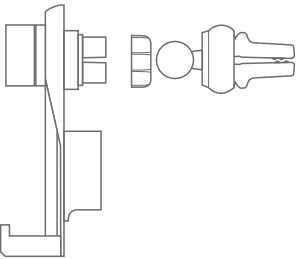
WIRELESS CHARGER



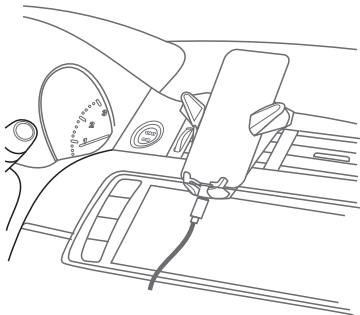
QUICK START GUIDE

Product and Safety notice Information

1. Assemble the mount



2. Plug into Air Vent



3. Enjoy your drive

PACKING CONTENTS

Wireless Charging Base x1
Car Mount x1
Cable x1
Car Charger x1 (Optional)



SPECIFICATION



5W Wireless Charger



10W Wireless Charger

MODEL: ANU-C1802-1
INPUT: 5V 2A
OUTPUT: 5V 1A

MODEL: ANU-C1802-2
INPUT: QC2.0/ QC3.0
OUTPUT: 10W



7.5W Wireless Charger

MODEL: ANU-C1802-3
INPUT: QC2.0/ QC3.0
OUTPUT: 7.5W

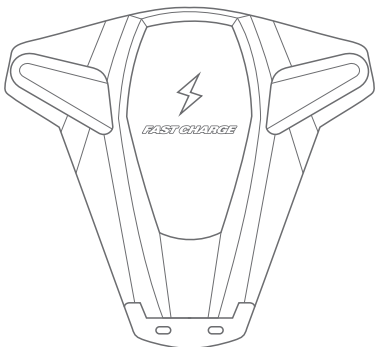
SAFETY INSTRUCTIONS

1. Please read these instructions before using the device to ensure safe and proper use.
2. Use indoors and in a dry location only; keep away from wet or damp locations.
3. Do not store your device in very hot or very cold areas. It is recommended to use your device at room temperatures.
4. If this device is intended by Purchaser to be used by a minor, purchasing adult agrees to provide detailed instructions and warnings to any minor prior to use. Failure to do so is sole responsibility of purchaser, who agrees to indemnify Manufacturer for any unintended use/misuse by a minor.
5. Caution: If you experience problems with the wireless charging base, please discontinue use, unplug the car charger of the wireless charging base.
6. Do not use if visible defects are observed on the wireless charging pad or car charger. Do not attempt to service or disassemble.

Made in China

正面

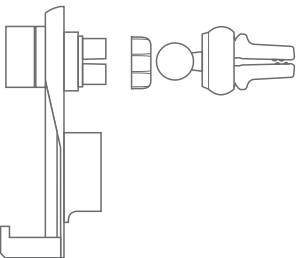
车载无线充



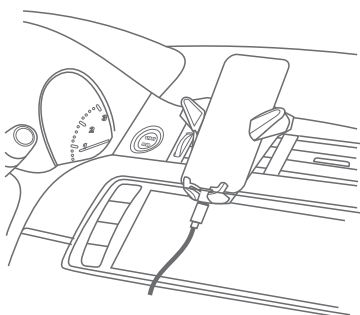
产品使用手册

产品和安全须知信息

1. 安装出风口夹子



2. 将产品安装至车辆出风口



3. 即可享受无线充电的便捷

包装清单

无线车充 x1
出风口夹子 x1
电源线 x1
车充 x1 (可选配件)



产品参数



5W 无线充



10W 无线充

型号: ANU-C1802-1
输入: 5V 2A
输出: 5V 1A

型号: ANU-C1802-2
输入: QC2.0/ QC3.0
输出: 10W



7.5W 无线充

型号: ANU-C1802-3
输入: QC2.0/ QC3.0
输出: 7.5W

安全须知

1. 使用设备前请阅读这些说明，以确保安全和正确使用。
2. 仅限室内干燥位置使用；远离潮湿或容易受潮的位置
3. 不要将设备储存在极热或极冷的地方。建议在室温下使用您的设备。
4. 如果购买者欲将本装置供未成年人使用，则购买本装置的成人同意在使用前向此未成年人提供详细说明和警告。否则所导致的责任均由购买者独自承担，且此购买者同意保障制造商免受由于未成年人的意外使用/误用而导致的索赔。
5. 注意：如果无线充电板出现问题，请停止使用，断开电源。
6. 如果无线充电板或车载充电器存在可见缺陷，请不要使用。请勿尝试维修或拆解本设备，并联系生产厂家。

中国制造

反面

FCC Caution.

This device complies with part 15 of the FCC Rules. Operation is subject to the following two conditions:

- (1) This device may not cause harmful interference, and
- (2) this device must accept any interference received, including interference that may cause undesired operation.

Any Changes or modifications not expressly approved by the party responsible for compliance could void the user's authority to operate the equipment.

Note: This equipment has been tested and found to comply with the limits for a Class B digital device, pursuant to part 15 of the FCC Rules. These limits are designed to provide reasonable protection against harmful interference in a residential installation. This equipment generates uses and can radiate radio frequency energy and, if not installed and used in accordance with the instructions, may cause harmful interference to radio communications. However, there is no guarantee that interference will not occur in a particular installation. If this equipment does cause harmful interference to radio or television reception, which can be determined by turning the equipment off and on, the user is encouraged to try to correct the interference by one or more of the following measures:

- Reorient or relocate the receiving antenna.
- Increase the separation between the equipment and receiver.
- Connect the equipment into an outlet on a circuit different from that to which the receiver is connected.
- Consult the dealer or an experienced radio/TV technician for help.

This equipment complies with FCC radiation exposure limits set forth for an uncontrolled environment. This equipment should be installed and operated with minimum distance 20cm between the radiator & your body.