

Instructons



iWawaHome Parental Control System

Contents	2
Overviews	2
Security Control	3
1. Applications Filter	3
2. Network Filtering	3
Content and Management	4
1. Applications Recommendation	4
2. Applications Classification	5
3. Multimedia Management	5
Behavioral Restrictions	6
1. Child Lock	6
2. Consumption Restraint	7
3. Time Limit	7
4. Behavior Accounting	8
Special Functions	9
1. Personal Style	9
2. Multiple Accounts	9
3. Quick Time Delay	10

Overviews

More and more children begin using a tablet / phone, obsess with a variety of games and entertainment, and have fun and learn knowledge. However, because children lack the ability of identification and self-control, obsessive with tablet will bring many negative effects on the children's body and mind.

iWawaHome is determined to strengthen security, content and management and behavioral restrictions, focus on establishing secure environment for children to and remove hazards, which makes children comfortable and makes parents reassuring.

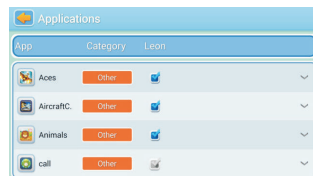
1

Security Control

Isolate of content which is not suitable for children and protect the health of children. Parents can filter the content which need to be isolated.

1. Applications Filter

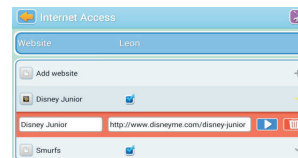
You can select the appropriate applications for the child, and isolate inappropriate content like bloody and violent content. Only the selected applications will show up in children's desktop.



2. Network Filtering

When children use the Internet browser, it will automatically block the sites without parental permission.

2

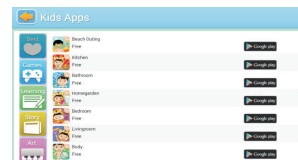


Content and Management

Provide children with rich applications resources, and provide tools to manage applications, video, music and other content.

1. Applications Recommendation

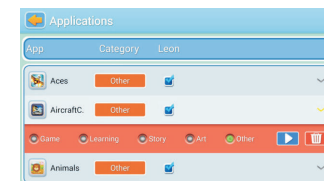
Recommend families foreducational games and other applications which are suitable for children. Recommended content is regularly updated and can be downloaded for free.



3

2. Applications Classification

It can classify the applications into five major categories including games, learning, stories, art and others, which is easy to manage.

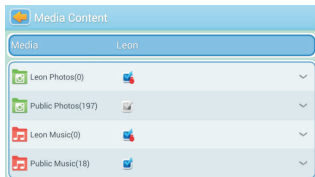


3. Multimedia Management

Children can open "Video" application in the children desktop and see all good movies selected by parents; similarly, children can open the "Gallery" and "Music" application and see pictures and listen to songs which are prepared.

4

Battery specification Parameter
Cell:polymer
Model:HV-3552110P Li-ion
Power:10.64wh
Voltage:3.8V
Volume:3200MAh




Behavioral Restrictions

Limit children's behavior so as not to disturb the parents' desktop, have unexpected consumption and get addicted to the games and other problems.

1. Child Lock

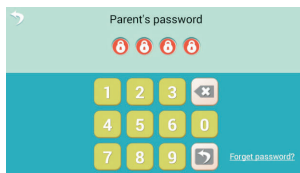
Without permission of parents, children will not be able to exit the child desktop. Not only ensure that children remain in a safe environment, but also ensure that children do not have access to parents' desktop applications.

5



2. Consumption Restraint

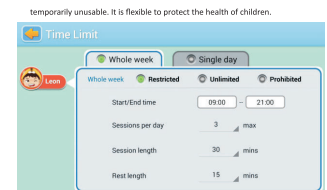
All purchases need parents' confirmation by entering the password. Protect children from clicking wrong buttons which cause consumption problems.



3. Time Limit

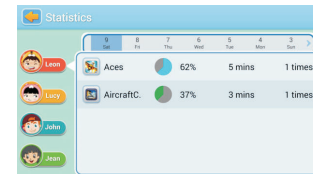
Parents can set a timetable of using the tablet time and break time. It will automatically be transferred to break time when exceeding the time, and

6



4. Behavior Accounting

The system automatically generates a detailed reports of applications usage which will recorded children's various length and frequency of using applications. In this way, parents can easily understand the children's habits and preferences.



7

Special Functions

Provide more practical and convenient features for children and parents.

1. Personal Style

Multiple sets of different styles of beautiful themes can let the kids create their own beautiful space them.



2. Multiple Accounts

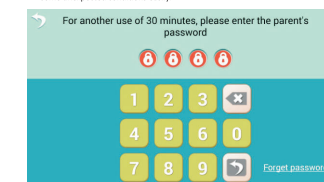
A tablet can be shared by more than one child. Each child can have their own separate desktop.

8



3. Quick Time Delay

Parents can enter a password to delay 30 minutes for children, and deal with some unexpected conditions easily.



Warm prompt: Change the operation video system language
<https://pan.baidu.com/s/1zLIAA13bd8av4EETDqf6VQ>

9

NOTE: This equipment has been tested and found to comply with the limits for a Class B digital device, pursuant to part 15 of the FCC Rules. These limits are designed to provide reasonable protection against harmful interference in a residential installation. This equipment generates uses and can radiate radio frequency energy and, if not installed and used in accordance with the instructions, may cause harmful interference to radio communications. However, there is no guarantee that interference will not occur in a particular installation. If this equipment does cause harmful interference to radio or television reception, which can be determined by turning the equipment off and on, the user is encouraged to try to correct the interference by one or more of the following measures:

- Reorient or relocate the receiving antenna.
- Increase the separation between the equipment and receiver.
- Connect the equipment into an outlet on a circuit different from that to which the receiver is connected.
- Consult the dealer or an experienced radio/TV technician for help

Changes or modifications not expressly approved by the party responsible for compliance

could void the user's authority to operate the equipment.

This device complies with Part 15 of the FCC Rules. Operation is subject to the following two conditions:

- (1) this device may not cause harmful interference, and
- (2) this device must accept any interference received, including interference that may cause undesired operation.

This device is acting as slave and operating in the 2.4 GHz (2412 ~2462 MHz) band.

Ad Hoc function is supported but not able to operate on non-US frequencies.

RF warning for Portable device: The device has been evaluated to meet general RF exposure requirement. The device can be used in portable exposure condition without restriction.