

# AirTies

## Printing Colors

### BACKGROUND'S COLOR



C:60,M:60,Y:40,K:100



C:0,M:85,Y:100,K:0



PANTONE  
432C



PANTONE  
871 C

## Air 4830 QIG (Printed Material Specification)

Dimension after binding	A6
Cover Printing Color	colour printing
Inner Printing Color	colour printing
Cover page Material	128g copperplate paper
Inner pages Material	128g copperplate paper
Cover Pages Coating	varnishing
Inner pages Coating	varnishing
Binding & Folding Process	Folding
Output lpi	200 Lpi
Tolerance	L*W:±1.5mm
PART NUMBER	YM.AP.4830.UM.GN.F00

# AirTies

Designed in Turkey

## Home Wi-Fi Solution Kit ADDITIONAL PACK



# QUICK INSTALLATION GUIDE

## TIPS FOR BEST PERFORMANCE:

- Keep units away from:
  - Potential sources of electrical interference. Equipment that potentially cause interference include ceiling fans, home security systems, microwaves, PCs, and cordless phones (handset and base).
  - Large metal surfaces and objects. Large objects and wide surfaces such as glass, insulated walls, fish tanks, mirrors, brick, and concrete walls can also weaken wireless signals.
  - Sources and areas of heat such as ovens and sun rooms as well as direct sun light even if there is good air conditioning.
  - Please use device upright position. The openings are provided for ventilation, do not block or cover openings.
- Storage temperature range of -40°C ~ +70°C and humidity range of 0% ~ 90% are recommended.

This product makes use of software developed by the open source community. Any such software is licensed under the specific license terms applicable to that particular software (like GPL, LGPL etc). Detailed information on the applicable licenses and license terms can be found on the device's user interface.

By using this product, you acknowledge that you have reviewed such license terms and that you agree to be bound by them. Where such terms entitle you to the source code of said software, that source code will be made available at cost upon request from AirTies.

To obtain a copy of said source code, please send your request in writing via email to [osrb@airties.com](mailto:osrb@airties.com) or via snail mail to:

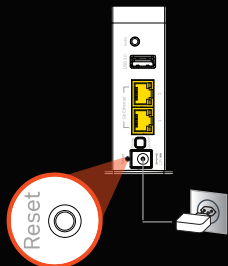
**AirTies Wireless Communications**

Mithat Uluđnlu Sokak No. 23 Esentepe,  
PK. 34394 Şişli İSTANBUL/Turkey

**AirTies will mail to you a CD with the requested source code at the cost of CD preparation and shipping&handling. For details please contact [osrb@airties.com](mailto:osrb@airties.com)**

## NOTES

- Returning to factory settings:



To return unit to factory settings, press down on the reset button (in a small opening on the back) for 5 seconds. A metal paperclip (with an extended tip) or strong toothpick are typically good choices for this task. When the reset process is triggered, the LEDs in the front will temporarily “shimmer” and the unit will reboot (in about 3 minutes) to factory settings.

- If you personalize the network settings, please record them here:

Network Name: .....

Network Password: .....

User Interface Password: .....

## PACKAGE CONTENT

1



AirTies Wireless Unit

2



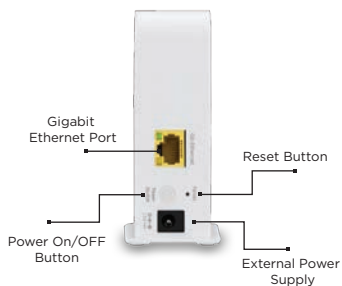
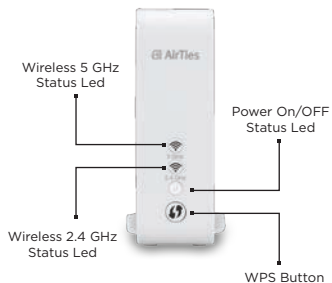
Power Adapter

3



Ethernet Cable

## PORTS and BUTTONS



! Please remove protective plastic cover from the product before installation.

1

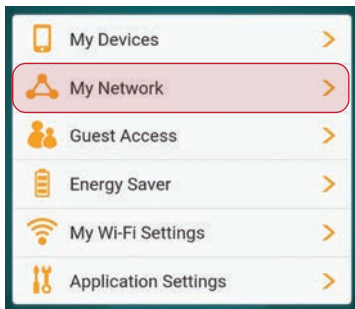
Please open «**AirTiesWiFi**» application on your mobile device.



**AirTiesWiFi**

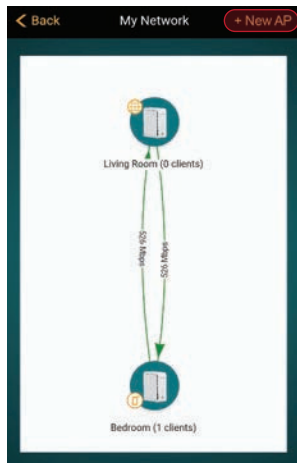
2

Select **My Network** from the menu.



3




Click on **+ New AP.**



4

Please follow the instructions on your mobile application to complete your setup. This process should take only a couple of minutes.

# TROUBLESHOOTING

LED Indicators	Condition	LED Color	LED Behavior	Timing	State Identifier	Explanation	Recommended Action(s)
 <b>Power</b>	Power OFF	(OFF/Dark)	-		A		Power the device on if desired. No other action required.
	Power ON	White	Solid (No blinking)		B		No action required. If unit was just powered on, then please wait for at least 2 minutes for the unit to complete its boot process.
 <b>5 GHz</b>	Device is not ready	White	Blinking		C		No action required. Please wait.
	WLAN is active and the node has an active strong Mesh connection on the Radio	Green	Blinking	50ms OFF 5000ms ON	D		No action required.
	WLAN is active and all MESH links on the Radio are weak	Red	Solid (No blinking)		E		Bring device closer to another device on the MESH network.
	Radio is inactive or Searching for radar activity	(OFF/Dark)			F		No action required.
	WPS is in progress	Green	Blinking in sync		G		No action required.
	WPS is successful	Green	Solid (No blinking)		H		If LED is red (state E) then bring device closer to another device on the MESH network. If LED is green (state D), then no action is required.
	Unconfigured device	Green	Blinking in sync	4000ms OFF 4000ms ON	I		Device has factory setting and is not connected to the home network in any way (e.g. the device is not wired to the router-gateway) Configure device (refer to Quick Installation Guide)
 <b>2.4 GHz</b>	WLAN active, Device configured, No MESH link on the Radio	Green	Solid (No blinking)		J		No action required.
	There is configured MESH connection on the radio, however connection is inactive (Can not connect)	Red	Blinking	1000msec OFF 1000msec ON	K		Make sure other device(s) that are part of the MESH network are powered on and close enough to connect.
	WPS is not successful	Red			L		On failure, repeat WPS attempt after bringing device near another device that is already on the MESH network (i.e. in state D).

## CE Declaration of Conformity

**For the following Equipment: Smart Mesh Access Point**

**Product Name: Air 4830**

Is herewith confirmed to comply with the requirements set out in the Council (European parliament) Directive on the harmonisation of the laws of the Member States relating to

R&TTE Directive 1999/5/EC

EMC Directive 2004/108/EC

Low Voltage Directive 2006/95/EC

Ecodesign requirements for Energy Related Products Directive 2009/125/EC

RoHS Directive 2011/65/EU

For the evaluation regarding these Directives, the following standards have been applied:

EN 62311:2008

EN 60950-1:2006 + A11: 2009 + A1:2010 + A12:2011 + A2:2013

EN 301 489-17 V2.2.1

EN 301 489-1 V1.9.2

EN 55022:2010 / AC:2011

EN 55024:2010

EN 61000-3-2:2014

EN 61000-3-3:2013

EN 300 328:2015 V1.9.1

EN 301 893:2015 V1.8.1

Regulation(EC) No : 1275/2008

Regulation (EU) No: 801/2013



**The following importer / manufacturer is responsible for this declaration:**

(Company Name, Importer)	.....	AirTies Kablosuz İletişim (Company Name, Manufacturer)
(Company Address, Importer)	.....	Mithat Uluönlü Sokak No. 23 Esentepe, Şişli / İstanbul (Company Address, Manufacturer)
Person responsible for this declaration:	.....	Person responsible for this declaration: Bülent Çelebi
(Name, Surname, Importer)	.....	(Name, Surname, Manufacturer) Executive Chairman
(Position/Title)	.....	(Position/Title)
(Legal Signature)	.....	(Legal Signature) 
(Place)	(Date)	Turkey (Place) 10.09.2016 (Date)





FCC ID: Z3WAIR4830

"This equipment may be operated in"

AT	BE	BG	CH	CY	CZ	DE	DK
EE	ES	FI	FR	GB	HU	IE	IS
IT	LT	LU	NL	NO	PL	PT	SE
SI	SK	TR	US				

**For more information:**

<http://www.airties.com/products>

YM.AP.4830.UM.GN.F00REV17062016