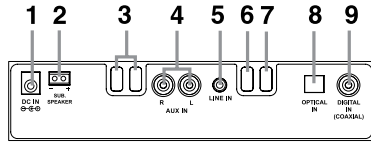


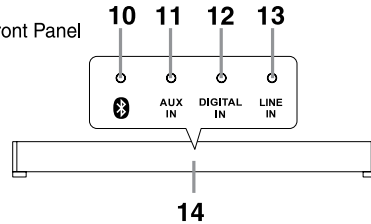
Soundbar

- DC IN jack
- SUB. SPEAKER jack
- / + VOLUME button
- AUX IN R / L jack
- LINE IN 3.5mm jack
- SOURCE button
- I / Standby/ON button
- OPTICAL IN jack
- DIGITAL IN (COAXIAL) jack
- BLUETOOTH / LEVEL indicator
- AUX IN / LEVEL indicator
- DIGITAL IN / LEVEL indicator
- OPTICAL IN - Red indicator
- COAXIAL IN - Green indicator
- LINE IN / LEVEL indicator
- Remote Sensor

Rear Panel

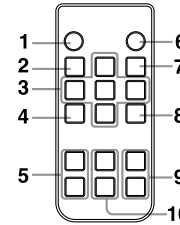



Front Panel



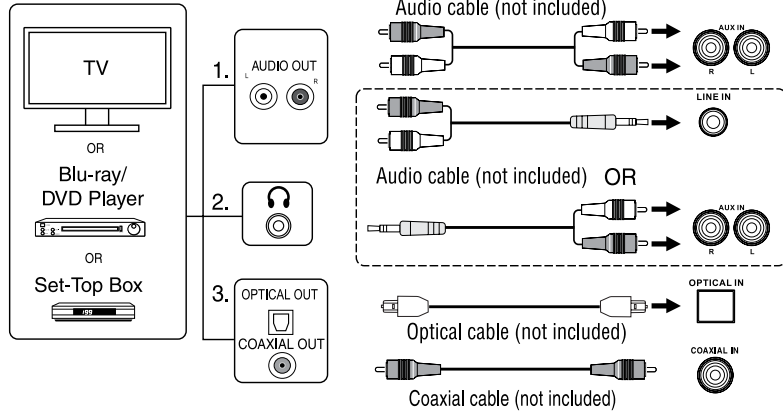
Remote Control

- Power button
- BLUETOOTH button
- VOL + / - button
- Left/Right/Play/Pause button
- AUX button
- BASS ^ / v button
- MUTE button
- DIGITAL button
- LINE IN button
- SOURCE ^ / v button
- TREBLE ^ / v button

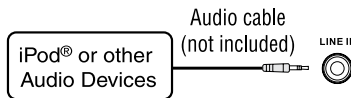


Adjust Volume, Bass and Treble

Hear audio from TV, Set-Top Box or Blu-ray/DVD Player in one of the following ways:



Play other devices:



Play audio through Bluetooth:

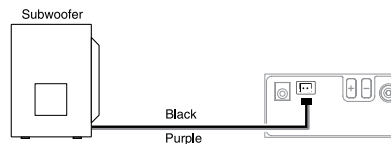
- Press SOURCE button on the unit or Bluetooth button on the remote control to select BT (Bluetooth) mode. The Bluetooth indicator light on the soundbar will blink.
- On your device (mobile phone, MP3 player, etc.), select "Bluetooth" from the list of available Bluetooth connections.

Note: If your Bluetooth device (such as, mobile phone) requires a password while pairing, please enter 4-digit number: 0000.

- If the Bluetooth pairing is successful, the Bluetooth indicator will illuminate.
- If the Bluetooth pairing is unsuccessful, the Bluetooth indicator will blink at slow speed. Please try again.

CONNECT THE SUBWOOFER

Connect the speaker wire from the subwoofer to the SUB. SPEAKER jack on the soundbar.



Scan for more user manual details or visit www.RCAav.com



SAFETY PRECAUTIONS

FCC STATEMENT

1. This device complies with Part 15 of the FCC Rules. Operation is subject to the following two conditions:
 (1) This device may not cause harmful interference.
 (2) This device must accept any interference received, including interference that may cause undesired operation.
 2. Changes or modifications not expressly approved by the party responsible for compliance could void the user's authority to operate the equipment.

NOTE: This equipment has been tested and found to comply with the limits for a Class B digital device, pursuant to Part 15 of the FCC Rules. These limits are designed to provide reasonable protection against harmful interference in a residential installation. This equipment generates uses and can radiate radio frequency energy and, if not installed and used in accordance with the instructions, may cause harmful interference to radio communications. However, there is no guarantee that interference will not occur in a particular installation. If this equipment does cause harmful interference to radio or television reception, which can be determined by turning the equipment off and on, the user is encouraged to try to correct the interference by one or more of the following measures:

- Reorient or relocate the receiving antenna.
- Increase the separation between the equipment and receiver.
- Connect the equipment into an outlet on a circuit different from that to which the receiver is connected.
- Consult the dealer or an experienced radio/TV technician for help.

FCC Radiation Exposure Statement

This equipment complies with FCC radiation exposure limits set forth for an uncontrolled environment. This equipment should be installed and operated with minimum distance 20cm between the radiator & your body.

WARNING:

- The AC adapter is used as disconnect device and it should remain readily operable during intended use. In order to disconnect the unit from the mains completely, the AC adapter should be disconnected from the mains socket outlet completely.
- The AC adapter of unit should not be obstructed OR should be easily accessed during intended use.
- Minimum 10 cm (4 inches) distances around the unit for sufficient ventilations.
- The ventilation should not be impeded by covering the ventilation openings with items such as newspaper, table-cloths, curtains, etc.
- No naked flame sources such as lighted candles should be placed on the unit.
- On Safety
 - Should any objects or liquids fall into the unit, disconnect the power supply and have the unit checked by qualified personnel before any further operation.
 - The unit shall not be exposed to dripping or splashing and that no objects filled with liquid, such as vases, shall be placed on the unit.
- On Use
 - Never use the unit where it would be subject to:
 - Heat sources such as radiators or air ducts.
 - Direct sunlight.

LIMITED WARRANTY

AVC MULTIMEDIA ("AVC") makes the following limited warranty. This limited warranty extend to the original consumer purchaser and is limited to non-commercial use of the product.

One Year Parts & Labor Warranty

AVC products purchased in the United States are warranted to be free from defects in materials or workmanship for a period of one year from the date of their original retail purchase. If the unit fails to conform to this warranty, we will service the product using new or refurbished parts and products, at AVC's sole discretion.

During a period of one year from the effective warranty date, AVC will provide, when needed, service labor to repair a manufacturing defect at its designated Service Center. To obtain warranty service in the United States, you must first contact our Customer Support Center at support.RCAAV.com. The determination of service will be made by AVC Customer Support. PLEASE DO NOT RETURN YOUR UNIT TO AVC WITHOUT PRIOR AUTHORIZATION. New or remanufactured replacements for defective parts or products will be used for repairs by AVC at its designated Service Center for one year from the effective warranty date. Such replacement parts or products are warranted for an additional one year from the date of repair or replacement. The Customer will be required to ship the unit to the Service Center indicated at the time Customer Support is contacted to make the necessary repairs. The customer is responsible for all transportation charges to the service facility.

Packaging and Shipping Instruction

When you send the product to the AVC service facility you must use the original carton box and packing material or an equivalent as designated by AVC.

Your Responsibility

- You must retain the original sale receipt to provide proof of purchase.
- These warranties are effective only if the product is purchased and operated in the U.S.A. or Canada.
- Warranties extend only to defects in material or workmanship, and do not extend to any product or parts which have been lost or discarded, or damage to product or parts caused by misuse, accident, improper operation or maintenance, or use in violation of instructions provided with the product, or to product which has been altered or modified without authorization of AVC, or to products or parts thereof which have had the serial number removed or changed.

Out of Warranty

In the event your product requires repair after the limited warranty period has expired, please contact our Customer Support Center at support.RCAAV.com
 Important: You are responsible for any transportation, shipping or insurance relative to the return of product to our Product Returns Center.

All warranties implied by state law, including the implied warranties of merchantability and fitness for a particular purpose, are expressly limited to the duration of the limited warranties set forth above. With the exception of any warranties implied by state law as hereby limited, the foregoing warranty is exclusive and in lieu of all other warranties, guarantees, agreements and similar obligations of manufacturer or seller with respect to the repair or replacement of any parts. In no event shall AVC be liable for consequential or incidental damages.

No person, agent, distributor, dealer or company is authorized to change, modify or extend the terms of these warranties in any manner whatsoever. The time within action must be commenced to enforce any obligation of AVC arising under the warranty or under any statute, or law of the United States or any state thereof, is hereby limited to one year from the date of purchase. This limitation does not apply to implied warranties arising under state law.

This warranty gives you specific legal rights and you may also have other rights, which may vary, from state to state. Some states do not allow limitation on how long an implied warranty lasts, when an action may be brought, or the exclusion or limitation of incidental or consequential damages, so the above provisions may not apply to you.

For more information on other products and services, please visit our web site at support.RCAAV.com. Important: Also keep your "Bill of Sale" as proof of purchase.

Serial no Invoice no
 Date purchased Dealer name

FOR SERVICE AND REPAIR, PLEASE VISIT support.RCAAV.com.