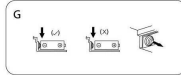
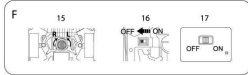
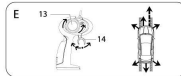
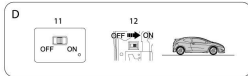
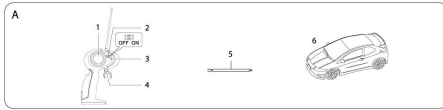




1:16 Real Drive Licensed R/C Car User Manual

Suitable Type: LC258000

Instruction



EN Contents and overview

Functions and Specification:

- Full Function Forward Backward Left Right turn right stop
- Frequency 27MHz, 4MHz
- Battery 4 * AA Batteries for car and 2 * AA for transmitter
- Battery not included
- Speed Low speed at 70km/h, Turbo at 110km/h
- Operating range Over 1km

Components: (Fig. A)

- Steering Wheel
- Power Switch OFF/ON
- Power LED Lamp
- Thrustor
- Thrustor
- R/C Car

Assembly instructions

Install And Remove Batteries

- Install batteries to transmitter (Fig. B)
- Use a cross-screwdriver to remove screws on transmitter open battery compartment cover and insert two AA batteries (Fig. 7)
- Remove battery compartment and cover again (Fig. 8)
- Install batteries to car (Fig. C)
- Turn the top cover upside down and open battery cover (Fig. 9)
- Insert four AA batteries in correct polarity, close battery door and turn door knob to lock back (Fig. 10)

Methods To Operate:

- Switch power button to "ON" and place R/C car on the ground (Fig. 10)
- Transmitter Power Switch
- Push Forward / Backward Thrustor for steering / accelerating forward with front lights push backward for steering backward with rear lights on. Move Left / Right Steering Wheel for steering left / right.
- Turning Right while turning the Steering Wheel Right
- Turning Left while turning the Steering Wheel Left
- Burning Forward while pushing the Thrustor Backward
- Burning Backward while pushing the Thrustor Forward
- Running Forward with Accelerating while pushing the Thrustor Pole Forward to the end
- To adjust the alignment of the car hold trimmer on chassis
- "TR" right "TR" left (Fig. 14)
- When finish playing, switch to "OFF" position
- Car Power Switch
- Transmitter Power Switch
- Remove batteries from car and transmitter store separately

To Consumers:

- When playing on car indoor, avoid damaging furniture or glass surface
- To avoid accidents happen, please do not use the car in public. Only use this product in safe outdoor environment
- When hurrying while driving the car outdoor, please stop immediately
- Do not use the car on pavement or sand for avoid crash failure
- Do not hold the antenna incorrectly. Broken antenna may have sharp edges and cause injury
- Do not pull the wires from the car unit. Broken wire may result function failure
- When the vehicle are working, do not put your hand close to car part or the car or anything to avoid injury
- Do not use the car in wet conditions
- Always not stop to avoid the car
- Store the car in cool place and keep from fire
- This product is composed of completed electronic devices and original parts, please do not attempt to disassemble or alter this product

- When batteries are fully powered, the car speed will slow down or out of control. Please change the batteries
- When the car is not working, it may be due to battery over-charge or spring dislocation. Adjust spring to proper position according to diagram (Fig. B)
- If the car is under pressure for a long time, the rear wheel speed may be delayed. Hold the rear motor and bend it to the opposite direction until the board is flat again
- Do not shake the box vigorously to avoid dust out of container
- To enable longer life of the batteries, please follow below operations:
 - Remove batteries when not using
 - Do not mix old and new batteries, otherwise the car runs slowly and battery life will be very soon
 - The flexible batteries equipped inside R/C car is for signal receiving. Please do not insert into electrical outlet

Frequency And Environment:

- When there is another car of similar radio frequency operating nearby, the transmitter may not function
- When disturbed by other radio waves, the transmitter may not function. Try again at other location or time
- The product is designed to run on concrete and asphalt surface. If run on non-published surface, the car cannot move straight due to poor contact between the tires and road surface, and may spin 180° or more

Note:

This equipment has been tested and found to comply with the limits for a Class B digital device, pursuant to Part 15 of the FCC Rules. These limits are designed to provide reasonable protection against harmful interference in a residential installation. This equipment generates and can receive radio frequency energy and, if not installed and used in accordance with the instructions, may cause harmful interference to radio communications.

However, there is no guarantee that interference will not occur in a particular installation. If this equipment does cause harmful interference to radio or television reception, which can be determined by turning the equipment off and on, the user is encouraged to try to correct the interference by one or more of the following measures:

- Reorient or relocate the receiving antenna
- Increase the separation between the equipment and receiver
- Connect the equipment into an outlet on a circuit different from that to which the receiver is connected
- Consult the dealer or an experienced radio / TV technician for help

This device complies with part 15 of the FCC Rules. Operation is subject to the following two conditions:

- This device may not cause harmful interference, and
- This device must accept any interference received, including interference that may cause undesired operation.

Changes or modifications not expressly approved by the party responsible for compliance could void the user's authority to operate the equipment.

Caution & Warning

- Not rechargeable batteries are not to be recharged
- Rechargeable batteries are to be removed from the toy before being charged
- Rechargeable batteries are only to be charged under adult supervision
- Correct types of batteries must be used and used batteries are not to be reused
- Only batteries of the same or equivalent type as recommended are to be used
- Exhausted batteries are to be removed from the toy
- The supply terminals are not to be short-circuited
- Do not mix old and new batteries
- Do not mix alkaline batteries, standard carbon zinc or rechargeable (Nikkel-cadmium) batteries

WARNING: CHOKING HAZARD - Toy contains small parts. Not for children under 3 yrs.

Guangdong Alpha Animation and Culture Co., Ltd
 Room 510-511-515, Tower B, New Mandarin Plaza,
 14 Science Museum Road, Tianhe District, Guangzhou, P.R. China
 TEL: +8620 2390 4882 E-mail: alpha_jin@alpha.com
 Website: www.alpha.com

Guaranteed for aged 6 years (73 months) above