



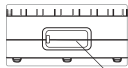
MS120 User Manual

ENG & ESP

USB Charging Connection

Charge the unit by connecting the USB cable from the charging port to your chosen USB power supply such as a power bank, computer or USB adapter.

The Micro USB charging port is located on the side of the unit. Unplug the protective cap to gain access.



MICRO USB CHARGING PORT

Pairing Speaker

1. Power on: Press and hold Power ON/OFF button for 2 seconds a sound prompt will indicate the MS120 is powered on.
2. The MS120 will automatically enter pairing mode and begin searching for other Bluetooth wireless enabled devices.
3. In the Bluetooth settings of your Smartphone, tablet, or media player switch Bluetooth ON and select the option to "Search for Devices".
4. Find & select (tap) "MS120" on your Smartphone/ Tablet to complete a successful pairing. (If prompted for a passcode use 0000).

Bluetooth Wireless Range In A Wet Environment

As water absorbs bluetooth signals the wireless range will lessen when the MS120 comes into contact with water. To maximize the range ensure that there is a clear line of sight between your Bluetooth enabled device and the MS120. Avoid submerging the MS120.

Audio Quality In A Wet Environment

If water enters the speaker grill the audio quality will be temporarily compromised. To resume normal sound invert the speaker allowing for the water to drain out of the grill. The speaker should dry up quickly and normal audio quality will be restored.

Care & precautions

1. Do not install near any heat sources such as radiators, heat registers, stoves, or other apparatus that produce heat.
2. For protection during lightning storm, unplug the speakers from the electrical outlet and turn off the computer.
3. Unplug this apparatus when unused for long periods of time.
4. Place the MS120 in a stable location so that it will not fall causing damage to the speaker.
5. Close the charging port securely. If the unit is placed in water without the cap being sealed the warranty will be invalid.
6. Dry unit completely before opening the charging port. Do NOT open the cap if wet or in a wet environment. Do NOT use or store the unit in places with high temperature.

- Reorient or relocate the receiving antenna.
- Increase the separation between the equipment and receiver.
- Connect the equipment into an outlet on a circuit different from that to which the receiver is connected.
- Consult the dealer or an experienced radio/TV technician for help.

This device complies with Part 15 of the FCC Rules. Operation is subject to the following two conditions: (1) this device may not cause harmful interference, and (2) this device must accept any interference received, including interference that may cause undesired operation.

The device has been evaluated to meet general RF exposure requirement. The device can be used in portable exposure condition without restriction.

FCC ID:2AHJMS120
IC:21854-MS120

Some jurisdictions do not allow the limitation or exclusion of incidental or consequential damages, or limitation on the length of an implied warranty, so the above limitations or exclusions may not apply to you. This warranty gives you specific legal rights, and you may also have other rights that vary from one jurisdiction to another.

Products Covered	Length of Coverage
Consumer Products	One (1) year (or as otherwise required by law) from the date of the products original purchase by the first consumer purchaser of the product.
Consumer Accessories	Ninety (90) days from the date of the accessories original purchase by the first consumer purchaser of the product.
Consumer Products and Accessories that are Repaired or Replaced	The balance of the original warranty or for ninety (90) days from the date returned to the consumer, whichever is longer.



IMPORTANT!

THIS PRODUCT IS WATERPROOF ONLY IF THE INSTRUCTIONS ARE FOLLOWED. AVOID SUBMERGING THE PRODUCT BELOW 1M AND ALWAYS ENSURE THAT THE CHARGING CAP IS SECURED TIGHTLY BEFORE USE. TO ENSURE THE BEST AUDIO QUALITY THE SPEAKER SHOULD BE FULLY CHARGED BEFORE USE.

Warning: If the Protective Cap is off or loosely secured then the speaker is NOT waterproof and can cause damage to the speaker. To maintain a watertight seal, make sure the Protective Cap is plugged in firmly.

Charging the Battery: Playtime lasts up to 5 hours at 80% volume on a full charge. The built-in Lithium Ion battery uses the included USB cable to recharge for optimal charging connect the USB cable to your computer or any USB wall or car adapter that outputs a minimum of 5V@500mA or higher. The red LED will stay on during charging and turn off when charging is complete. The typical charging time for a full charge is approximately 2.5 hours.

Audio quality may be effected when the battery is drained.

5. Once the pairing is complete you will hear a sound prompt from the speaker.
6. Now navigate to your music player or music app, press play and enjoy your music wirelessly.
7. For reconnection ensure Bluetooth is enabled and then press the ON/OFF button to power the speaker on and it will look for the last paired device first.

The speaker performance and sound may vary when wet. **For optimal performance the battery should be fully charged before first use.

Troubleshooting

1. The speaker doesn't play

- Press the power button and make sure the unit is powered on.
- Make sure the speaker is charged. If you are not sure that the battery is charged attach the charging cable to the MS120 and plug the other end into any active USB port.
- If connected wirelessly check status of the device that is connected. Make sure that the MS120 is paired - connected and that the media is playing.
- Try turning the power Off then back On.

2. Poor sound quality and static

- Charge the battery

7. Avoid direct exposure to sunlight for long periods of time and strong magnetic fields.
8. Periodically check the rubber charging cap on the unit for premature wear.
9. Periodically clean the charging cap with a soft moist cloth. Do not use any oily solvent or chemicals for cleaning.
10. Rinse off the unit with tap water after use in salt water or swimming pool.
11. Audio distortion may occur when the batteries are nearing end of charge.
12. CAUTION: Danger of explosion if battery is incorrectly replaced. Replace only with the same or equivalent type.
13. CAUTION: Battery shall not be exposed to excessive heat such as sunshine, fire or the like.

Product Warranty

Consumer Products and Accessories Limited Warranty ("Warranty")

Thank you for purchasing this Motorola branded product manufactured under license by Zenus Technology Limited, 5000 Paschenge Industrial Blvd., Suite 160, Berkeley Lake, GA 30071. ("ZENUS")

What Does This Warranty Cover?

Subject to the exclusions contained below, ZENUS warrants that this Motorola branded product ("Product") or certified accessory ("Accessory") sold for use with this product is manufactured to be free from defects in materials and workmanship under normal consumer usage for the period outlined below. This Warranty is your exclusive warranty and is not transferable.

Who is covered?

This Warranty extends only to the first consumer purchaser, and is not transferable.

Exclusions

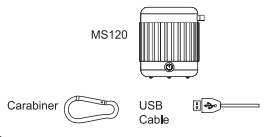
Normal Wear and Tear. Periodic maintenance, repair and replacement of parts due to normal wear and tear are excluded from coverage.

Batteries. Only batteries whose fully charged capacity falls below 80% of their rated capacity and batteries that leak are covered by this Warranty.

Abuse & Misuse. Defects or damage that result from: (a) improper operation, storage, misuse or abuse, accident or neglect, such as physical damage (cracks, scratches, etc.) to the surface of the product resulting from misuse; (b) contact with liquid, water, rain, extreme humidity or heavy perspiration, sand, dirt or the like, extreme heat, or foot; (c) use of the Products or Accessories for commercial purposes or subjecting the Product or Accessory to abnormal usage or conditions; or (d) other acts which are not the fault of MOTOROLA or ZENUS, are excluded from coverage.

The MS120 is an extreme climate, waterproof, full range wireless speaker system with built-in rechargeable battery. Stream & Play your music from your Bluetooth enabled devices such as Smartphone, Tablet or Laptop. Take and make phone calls thanks to the built-in microphone.

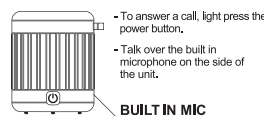
What's included:



Product Specifications

Operating Distance	10 meters
Water Resistance	IPX7
Snowproof	-30°C
Speaker Driver	3ohm, 3W, Dia. 31mm
Output Power	3W (max.)
Operating Time	3 hours (pink noise, max volume.)
Standby Time	Auto Power OFF after 15 minutes if no use
Rechargeable Battery	3.7V 300mAh
Weight	57g

MIC / Answering Calls



- For best results, speak within 50cm (20") of the Microphone during a call.
- To hang up a call, light press the power button.

- The system is designed to operate at a range of 10 meters. However, performance can be diminished by obstacles such as walls or metal, and may also be affected by other Bluetooth® devices. Try moving the MS120 speaker closer to the Bluetooth® device.

3. Unsuccessful Pairing

Bluetooth implementation varies depending on your device's hardware and operating system.

- When you power ON the speaker, it will automatically link with the last previously paired Bluetooth device if the device is still within range (about 10 meter). To pair with a different device, disconnect the speaker from your paired device.

IC in English & French

English

This device complies with Industry Canada Licence-exempt RSS-standard(s). Operation is subject to the following two conditions: (1) this device may not cause interference, and (2) this device must accept any interference, including interference that may cause undesired operation of the device.

French

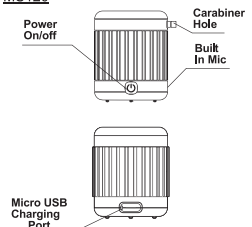
Cet appareil est conforme avec l'Industrie au Canada, exempts de licence RSSs. Son fonctionnement est soumis aux deux conditions suivantes: (1) ce dispositif ne doit pas causer d'interférences nuisibles et (2) cet appareil doit accepter toute interférence, y compris les interférences qui peuvent entraîner un mauvais fonctionnement de l'appareil.

CAN ICES-3(B)/NMB-3(B)

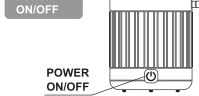
What will ZENUS do?

ZENUS or its authorized distributor at its option and within a commercially reasonable time, will at no charge repair or replace any Products or Accessories that do not conform to this Warranty. We may use functionally equivalent reconditioned/refurbished/ pre-owned or new Products, Accessories or parts.

MS120



Power ON/OFF



1. Fully charged turn the speaker on by pressing the power button for approximately 4 seconds until you hear a sound prompt.
2. Long press the power button for approximately. 4 seconds a sound prompt will indicate that the unit is powering down. The LED will turn off. The unit is powered off.
3. When not in use the speaker will power off automatically after 5 mins.

Tips to Get The Best Reception and Audio Quality

Bluetooth Wireless Range In A Dry Environment

The MS120 has a wireless range of up to 10 meters. To get the best reception ensure there is a clear line of sight between your MS120 and your bluetooth enabled device. Obstructing objects between your MS120 and your device may compromise the range and cause interference with your connection. For best results ensure that your phone is pointed directly at the Motorola on the front face of the unit. To get the best audio quality, ensure the speaker grill is facing you and the unit is either positioned on its side grips or upright on the base grip.

- If your device does not auto-link when within range, re-pair the device. To do so, first delete MS120.
- Make sure your device is working properly. Check your device's manual for details on Bluetooth pairing and linking.

- Recommend your Bluetooth device to the speaker if you've recently deactivated Bluetooth on the device. Go over the settings on your device and confirm they're set up to stream over Bluetooth.

FCC

Warning: Changes or modifications to this unit not expressly approved by the party responsible for compliance could void the user's authority to operate the equipment.

NOTE: This equipment has been tested and found to comply with the limits for a Class B digital device, pursuant to Part 15 of the FCC Rules. These limits are designed to provide reasonable protection against harmful interference in a residential installation. This equipment generates, uses and can radiate radio frequency energy and, if not installed and used in accordance with the instructions, may cause harmful interference to radio communications.

However, there is no guarantee that interference will not occur in a particular installation. If this equipment does cause harmful interference to radio or television reception, which can be determined by turning the equipment off and on, the user is encouraged to try to correct the interference by one or more of the following measures:

What Other Limitations Are There?

ANY IMPLIED WARRANTIES, INCLUDING WITHOUT LIMITATION THE IMPLIED WARRANTIES OF MERCHANTABILITY AND FITNESS FOR A PARTICULAR PURPOSE, SHALL BE LIMITED TO THE DURATION OF THIS LIMITED WARRANTY. OTHERWISE THE REPAIR OR REPLACEMENT PROVIDED UNDER THIS EXPRESS LIMITED WARRANTY IS THE EXCLUSIVE REMEDY OF THE CONSUMER, AND IS PROVIDED IN LIEU OF ALL OTHER WARRANTIES, EXPRESS OR IMPLIED. IN NO EVENT WILL MOTOROLA MOBILITY LLC, MOTOROLA TRADEMARK HOLDINGS, LLC, LENOVO GROUP LIMITED, MANUFACTURER, DISTRIBUTOR, OR ZENUS TECHNOLOGY LIMITED BE LIABLE FOR ANY INCIDENTAL, DIRECT, INDIRECT, SPECIAL, PUNITIVE OR CONSEQUENTIAL DAMAGES (SUCH AS BUT NOT LIMITED TO, DAMAGES FOR LOSS OF PROFITS, BUSINESS, SAVINGS, DATA OR RECORDS) RELATED TO THIS PRODUCT, EXCEPT AS STATED HEREIN. NO OTHER WARRANTIES SHALL APPLY.

How to Obtain Warranty Service or Other Information?

To obtain service or information, please call:
USA and CANADA: (866) 740-8245 or email at support@alstec.com

Manufactured, distributed or sold by Zenus Technology Limited, official licensee for this product. MOTOROLA, the Stylized Motorola Logo and the Stylized M Logo are trademarks or registered trademarks of Motorola Trademark Holdings, LLC, and are used under license. All other trademarks are the property of their respective owners. ©2017 Motorola Mobility LLC.

Please contact customer service at (866) 740-8245 for questions, comments, warranty, support or service related to this product.