

BACK

FRONT

Safety and Compliance Information

Use Responsibly. Read all instructions and safety information before use.



FAILURE TO FOLLOW THESE SAFETY INSTRUCTIONS COULD RESULT IN FIRE, ELECTRIC SHOCK, OR OTHER INJURY OR DAMAGE.

Servicing Your Device: If your device needs service, please contact Amazon Customer Support at <https://www.amazon.com/devicesupport>.

Batteries: Your Echo Buttons require batteries for use. Only use 1.5V alkaline or 1.2 NiMH rechargeable AAA sized batteries. Never mix old and new batteries. Keep all of the batteries out of the reach of children. Do not puncture or heat the batteries and do not allow metal objects to touch the battery terminals on the Echo Buttons as they can become hot and cause burns. Remove all batteries if they are worn out or before storing your Echo Buttons for an extended period of time. Dispose of all batteries in accordance with applicable laws and regulations and do not dispose of batteries by throwing them into a fire. If any batteries begin to leak, take steps to prevent the fluid from coming into direct contact with skin or clothes as the fluid could be corrosive and may be toxic. Remove the batteries and clean the battery compartment in accordance with the battery manufacturer's recommendations.

Other Safety Considerations: A small percentage of people may be susceptible to blackouts or seizures (even if they have never had one before) when exposed to flashing lights or light patterns such as when playing games or watching video. If you have experienced seizures or blackouts or have a family history of such occurrences, you should consult a physician before playing games. Engaging in repetitive motions such as pressing buttons or playing some games may cause you to experience occasional discomfort in your hands, arms, shoulders, neck, or other parts of your body. Small parts contained in your device and its accessories may present a choking hazard to small children.

Recycling Echo Buttons: In some areas, the disposal of certain electronic devices is regulated. Make sure you dispose of or recycle the Products in accordance with your local laws and regulations. For information about recycling, go to <https://www.amazon.com/devicesupport>.

EU Conformity: Hereby, Amazon Fulfillment Services, Inc., declares that the equipment type Echo Buttons is in compliance with Directive 2014/53/EU. The full text of the EU declaration of conformity is available at the following internet address: www.amazon.com/device_eu_compliance.

SAR Compliance: In order to protect human health, this device meets the thresholds for exposure of the general public to electromagnetic fields according to Council Recommendation 1999/519/EC.

Radio Frequency Exposure: The output of the radio technology used in the Echo Buttons is below the radio frequency exposure limits set by the Federal Communications Commission of the United States (FCC). Information on the device is on file with the FCC and can be found under the Display Grant section of <http://transition.fcc.gov/oet/ea> after searching the on the FCC ID for your device, which can be found on the base.

Radio Frequency Information: This device complies with part 15 of the FCC Rules. Operation is subject to the following two conditions: (1) This device may not cause harmful interference, and (2) this device must accept any interference received, including any interference that may cause undesired operation. Note: This equipment has been tested and found to comply with the limits for a Class B digital device, pursuant to part 15 of the FCC Rules. These limits are designed to provide reasonable protection against harmful interference in a residential installation. This equipment generates, uses and can radiate radio frequency energy and, if not installed and used in accordance with the instructions, may cause harmful interference to radio communications. However, there is no guarantee that interference will not occur in a particular installation. If this equipment does cause harmful interference to radio or television reception, which can be determined by turning the equipment off and on, the user is encouraged to try to correct the interference by one or more of the following measures: (i) Reorient or relocate the receiving antenna. (ii) Increase the separation between the equipment and receiver. (iii) Connect the equipment into an outlet on a circuit different from that to which the receiver is connected. (iv) Consult the dealer or an experienced radio/TV technician for help. Changes or modifications that are not expressly approved by the party responsible for compliance could make the Echo Buttons no longer comply with the FCC Rules.

Product Specifications

Model Number: H5V83Y
Electrical Rating: 1.5VDC
Power: 2 x 1.5V AAA batteries
Connectivity: BLE 4.2
Operating temperature: 0°C to 35°C
Storage temperature: -30°C to 55°C




©2017 Amazon.com, Inc. or its affiliates. All rights reserved. Amazon, Echo, Alexa, and all related logos are trademarks of Amazon.com, Inc. or its affiliates.



OUTSIDE

What's in the box

- 2x Echo Buttons
- 4x AAA batteries



Amazon terms & policies

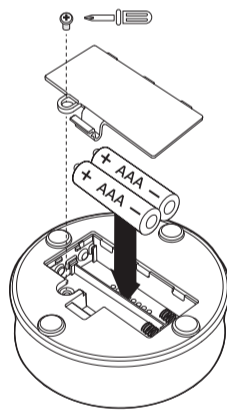
Echo Buttons are Alexa-compatible accessories. By using this device, you agree to be bound by the Amazon Privacy Notice, the Amazon Device Terms of Use, the Amazon Conditions of Use, and other terms and policies available at www.amazon.com/devicesupport and in the Alexa App in Help > Legal & Compliance. Echo Buttons are covered by a Limited Warranty, detailed at www.amazon.com/devicesupport.



WARNING: CHOKING HAZARD — Small parts
Not suitable for children under 3yrs

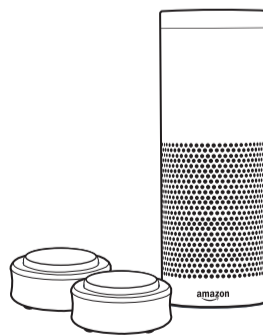
1. Install batteries in each Echo Button

Insert two AAA alkaline batteries (included) into each button, then put the battery door back on. Make sure the batteries are in the correct position, as shown in the diagram.



2. Pairing Echo Buttons

Place your Echo Buttons within 15 feet of your Echo device. Say "Alexa, set up my Echo Buttons" and follow the instructions for connecting.



3. Getting started with Echo Buttons

Discover Echo Button games

Try saying, *Alexa, what games can I play with my Echo Buttons?*

Alexa app

The Alexa app helps you get more out of your Echo Buttons. It's where you can find compatible skills, learn about new functionality, and manage settings.

Give us your feedback

Echo Buttons will improve over time, with new features and functionality to get things done. We want to hear about your experiences. Use the Alexa app to send us feedback or email alexagadgets-feedback@amazon.com.

Maintaining your Echo Buttons

Do not drop, throw, disassemble, crush, bend, puncture or paint your Echo Buttons. If your Echo Buttons get wet, use rubber gloves to remove the batteries and wait for the Echo Buttons to dry completely before re-inserting the batteries. Do not attempt to dry your Echo Buttons with an external heat source, such as a microwave oven or hair dryer. Clean the Echo Buttons with a soft cloth and avoid using liquids or harsh chemicals that may damage the Echo Buttons; be careful not to wipe it with anything abrasive. Store your Echo Buttons in cool dust free areas out of direct sunlight.

Please retain the packaging information for future reference.

INSIDE



PROJECT 2
US/UK/DE QSG

OUTSIDE

UNCOATED MATCH PMS 3272
BLACK

INSIDE

BLACK

AI FILE 53-006839_PROJECT2_US_QSG_R11_OL
DATE 10.03.17