

Contents

The Kamai 750E is supplied with the correct power adapter for your local system. The package may also contain optional accessories shown below, depending on your service provider. The product is protected with a clear plastic film. This should be removed before use.

Optional accessories



Remote control and batteries

HDMI cable



serial cable

Important - Safety instructions

Read these instructions carefully and keep for future reference. Note all warnings.

The product contains no user-serviceable parts. Refer all servicing to qualified service personnel.

Handle the product with care and do not attempt to dismantle the product.

Do not expose the product or its accessories to any liquids, rain or moisture.

Do not locate the product near a heat source and do not block ventilation holes: the product will become warm during operation. Allow at least 10cm (4") around the product for air circulation.

Do not locate the product where it may be subject to physical shock, vibration or where the product may fall over.

Do not place the product on soft furnishings or carpets.

Only use the power supply provided by the manufacturer. The use of any other type of power supply may invalidate any approval or warranty applying to the product and may be dangerous. If the power supply does not match your local system, contact your product supplier.

Protect the power supply cord from damage.

The disconnect device is the power supply cord. Removing the power supply cord from the mains supply isolates the product from the mains.

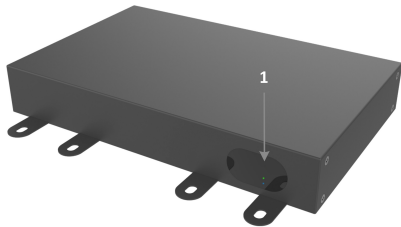
Disconnect the product from the mains supply if left unused for long periods of time or during electrical storms.

Disconnect the product before cleaning, and use a dry cloth only.

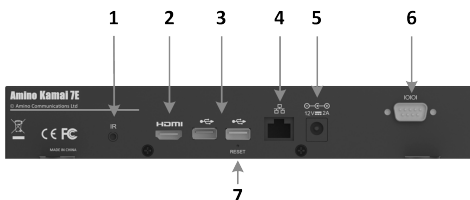
Only use attachments and accessories specified by the manufacturer.

The product is for indoor use only.

1. Overview of the Kamai 750 E



1. Power/Activity LED:
Blue = on.
Blue flashing = IR command received / Kamai 7E starting up.
Red = standby.



1. IR extender input.
2. HDMI output.
3. 2 x USB 3.0 ports.
4. Ethernet port (PoE+ to IEEE 802.3at - 2012).
5. DC power input 12 V 2 A.
6. Serial port.
7. Reset button. This has no function in normal use: only use under guidance from your service provider.

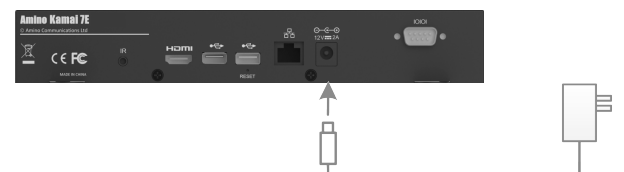
2. Connecting the Kamai 750 E to a TV

Warning! Before connecting or disconnecting any cable switch off all system devices (TV, AV amplifier, etc.) and disconnect the devices from the mains electrical supply.



Connect an HDMI cable to the HDMI output of the Kamai 750E and to the HDMI input of the TV.

3. Connecting the power source



Warning! The Kamai 750E must only be used with the supplied power adapter.

For mains power: connect the power adapter to the DC power input, then connect the power adapter to the mains supply. The power adapter provided will be specific to your region. Ensure you have the correct power adapter for your region. If you are unsure, contact your service provider.

For PoE: Connect an Ethernet cable to the Ethernet port. This will provide both data and power to the Kamai 750E.

FCC statement

This equipment has been tested and found to comply with the limits for a Class B digital device, pursuant to part 15 of the FCC rules. These limits are designed to provide reasonable protection against harmful interference in a residential installation. This equipment generates, uses and can radiate radio frequency energy and, if not installed and used in accordance with the instructions, may cause harmful interference to radio communications. However, there is no guarantee that interference will not occur in a particular installation. If this equipment does cause harmful interference to radio or television reception, which can be determined by turning the equipment off and on, the user is encouraged to try to correct the interference by one or more of the following measures:

- Reorient or relocate the receiving antenna.
- Increase the separation between the equipment and receiver.
- Connect the equipment into an outlet on a circuit different from that to which the receiver is connected.
- Consult the dealer or an experienced radio/TV technician for help.

FCC Caution: Any changes or modifications not expressly approved by the party responsible for compliance could void the user's authority to operate this equipment.

This device complies with Part 15 of the FCC Rules. Operation is subject to the following two conditions:

- 1) this device may not cause harmful interference, and
- 2) this device must accept any interference received, including interference that may cause undesired operation of the device.

IMPORTANT NOTE:

RF exposure warning statement:

- 1) This transmitter must not be co-located or operating in conjunction with any other antenna or transmitter.
- 2) This equipment complies with FCC radiation exposure limits set forth for an uncontrolled environment. This equipment should be installed and operated with a minimum distance of 20 centimetres between the radiator and your body.

Country Code selection feature to be disabled for products marketed to the US/CANADA.

Operation of this device is restricted to indoor use only.

Support and regulatory information

The following paragraphs describe requirements and conformity:

European Approvals

2014/53/EU (RE Directive)

2011/65/EU (RoHS Directive)

2012/19/EU (WEEE Directive)

Conformity

62368-1

Declaration of Conformity

Hereby, **Amino Communications Ltd.** declares that the radio equipment type **IP Digital set-top box**

is in compliance with Directive 2014/53/EU.

The full text of the EU Declaration of Conformity is available at the following internet address: <https://www.aminocom.com/support>

Operating information

Operating temperature: 5 °C to 35 °C (40 °F to 95 °F)

Frequency bands and maximum powers:

WLAN

2.4 GHz: EIRP < 20 dBm

5.18~5.24 GHz: EIRP < 23 dBm

5.26~5.32 GHz: EIRP < 23 dBm

5.50~5.70 GHz: EIRP < 23 dBm

Bluetooth

BT-EDR: EIRP < 4 dBm

BT-LF: EIRP < 2 dBm

RF4CE

EIRP < 1.5 dBm

HDMI

The terms HDMI and HDMI High-Definition Multimedia Interface, and the HDMI Logo are trademarks or registered trademarks of HDMI Licensing LLC in the United States and other countries.

Manufactured under licence from Dolby Laboratories. Dolby and the double D symbol are trademarks of Dolby Laboratories.

Product disposal information - EU only

Amino products are labelled in accordance with the WEEE Directive and therefore should not be disposed of with other household or commercial waste.



For residential users: please remove any batteries and dispose of them and the product in accordance with your local authority's recycling processes.

For further information please contact your local authority or the retailer where the product was purchased.

For business users: please contact your supplier and check the terms and conditions of the purchase contract and ensure that the product is not mixed.

For support and further regulatory information about this product go to: <https://www.aminocom.com/support>

Manufacturer/importer: Amino Communications Ltd, Buckingway Business Park, Anderson Road, Swavesey, Cambridge, CB24 4UQ, United Kingdom.