

2.4GHz digital wireless receiver with SD card recorder

User's Manual

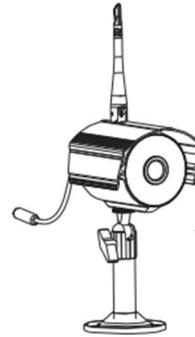
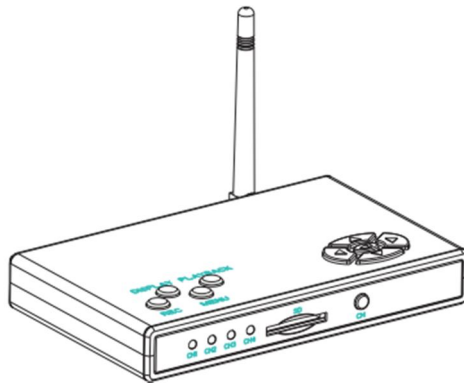
Model: DV70E, ADW280

FCC ID: T54DV70E

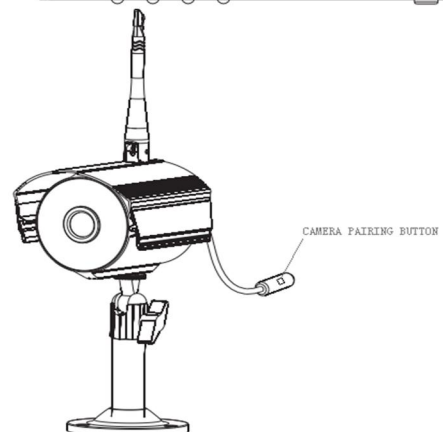
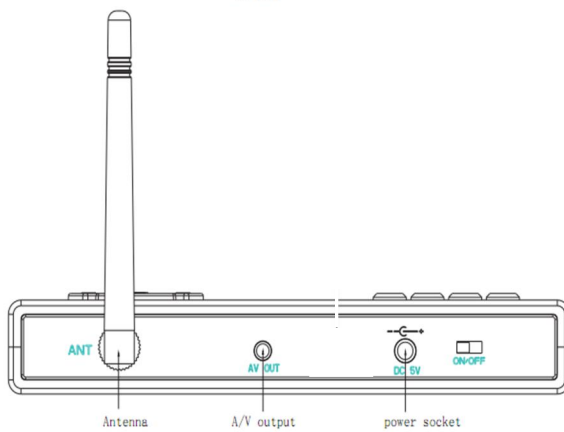
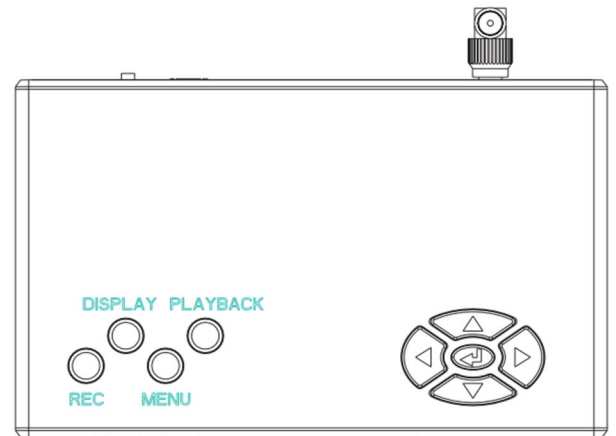
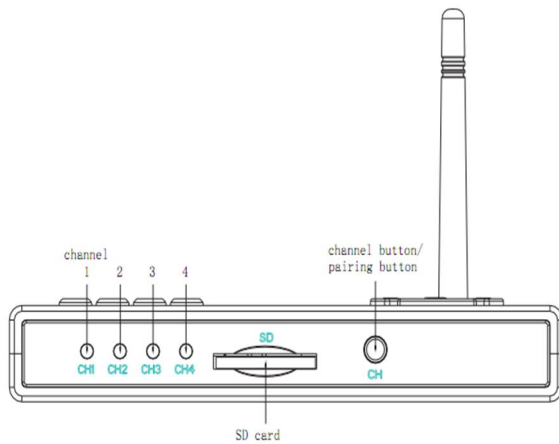
Brochure

1. Product description

1.1 Appearance



1.2 Key Description

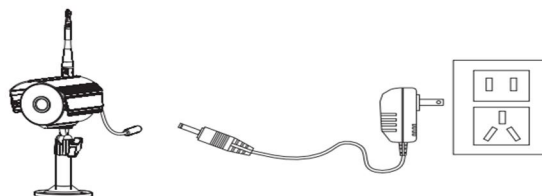
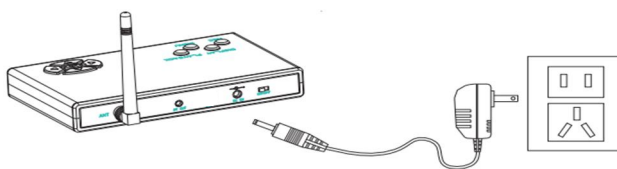


There are 10 keys and 1 switch on the receiver, one key on the camera.

1.3 Electrical Continuity

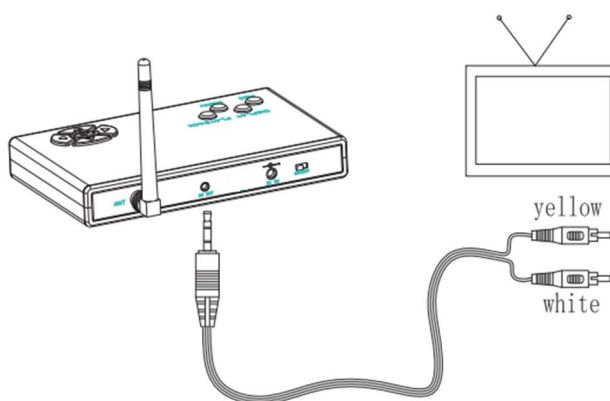
1.3.1

Just connect power adapter and the antenna to receiver/connect the power adapter to camera.



1.3.2


Connect the AV cable To receiver and TV.



2. Operation description


2.1 Scan Mode (调节音量、亮度)

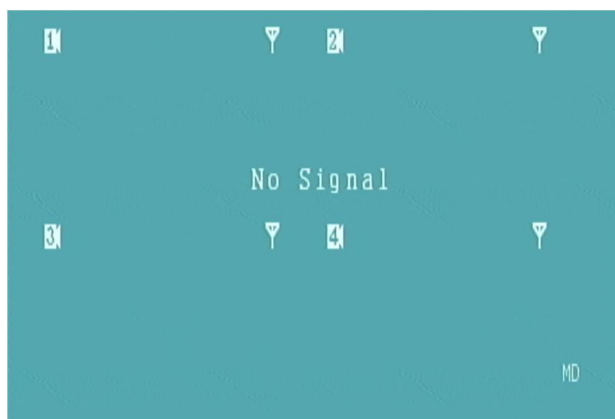
In this mode, user can control Sound by pressing ◀ ▶, and control Brightness by pressing ▲ ▼; If put A SD card in the receiver, press

 Will start recording, and press it twice will stop; user can view The data in SD card by pressing





Key.

User can get to one channel by pressing .



2.2 Graphical User Interface

User can enter this mode by pressing  and pressing ◀ ▶ ▲ ▼ To choose the icon, pressing  for sure, and choose Exit icon to quit.

2.2.1 Pairing Menu

Camera need to be paired with Receiver to start working.



2.2.2 Record Menu

User can set the time stamp on/off Or enable SD card overwrite Function in this mode.



2.2.3 Playback Menu

User can view the data in SD card in this mode.



2.2.4 Setting Menu

User can set time, recording Time, contrast, saturation etc. In this mode.



IMPORTANT REGULATORY INFORMATION

This device complies with Part 15 of the FCC Rules: Operation is subject to the following two conditions:

1. This device may not cause harmful interference and
2. This device must accept any interference that is received, including any interference that may cause undesired operation.

WARNING:

Changes or modifications to this unit not expressly approved by the party responsible for compliance could void the user's authority to operate the equipment.

Note: This equipment has been tested and found to comply with the limits for a Class B digital device, pursuant to part 15 of the FCC Rules. These limits are designed to provide reasonable protection against harmful interference in a residential installation. This equipment generates, uses and can radiate radio frequency energy and, if not installed and used in accordance with the instructions, may cause harmful interference to radio communications. However, there is no guarantee that interference will not occur in a particular installation. If this equipment does cause harmful interference to radio or television reception, which can be determined by turning the equipment off and on, the user is encouraged to try to correct the interference by one or more of the following measures:

- Reorient or relocate the receiving antenna.
- Increase the separation between the equipment and receiver.
- Connect the equipment into an outlet on a circuit different from that to which the receiver is connected.
- Consult the dealer or an experienced radio/TV technician for help.

Care should be taken that, in order to comply with FCC OET 65 Health Requirements, please always make sure that keep the device 25 cm away from the body while it is working.