

User Manual	- 1
使用説明書	- 17
Manual de usuario	- 28
Руководство пользователя	- 38
Manuale Utente	- 49
Manuel utilisateur	- 60
Bedienungsanleitung	- 71
Instrukcja Obsługi	- 82
ユーザーガイド	- 91
사용자 가이드	- 100
Kullanım Kılavuzu	- 116
Manual de Instruções	- 125
دليل المستخدم	- 133
מדריך למשתמש	- 142

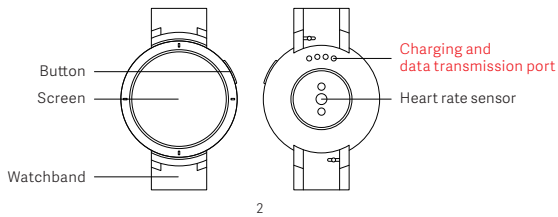


### Package Contents

1. Amazfit Verge Lite Smartwatch
2. Charging Cradle
3. User Manual

1

### Know the watch



2

### Install the Mi Fit app on your phone

Search for "Mi Fit" on the App Store/Google Play or scan the QR code below to download and install the app.



3

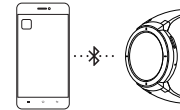
### Turn Your Watch On/Off

- To turn on your watch, press and hold the button on its top right side. Your watch screen will light up.
- To turn off your watch, press and hold the same button for more than six seconds to display the turn off interface.
- When the screen of the watch is in its resting state after being switched on, press the same key as the above to lighten the screen up shortly.

4

### Connecting Your Device

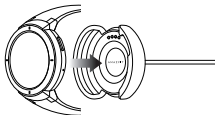
Please make sure you have the Bluetooth feature activated on your phone. Then, open the Mi Fit app and follow the onscreen instructions in the app to login into an existing account (or create a new account if needed). Once logged in, pair the device with your phone by selecting into "Profile" > "Add device" > "Watch" > "Amazfit Verge Lite". The pairing requires the identification of the device and pressing "Pair" on the watch.



5

### Charging your watch

Attach your watch to the charging cradle as shown in the below. Make sure to align the four charging pins on the backside of the watch with the ones on the charging cradle. Connect the charging cradle to a USB plug or a computer by using the provided USB cable. The "Charging" notification will display on the watch screen once it is successfully clipped in. Please use an adapter that is rated 5v and above 1.0A to charge.



6

### Safety Notice

1. The watch has the IP68 water and dust resistance rating, which can withstand soaking for 30 minutes in freshwater at about 1.5 meters deep with normal temperature, but does not support the usage inside showers, saunas, or swimming pools.
2. Please do not operate the watch underwater. After submerging, dry it with a soft cloth before operating or charging.
3. The watch is not waterproof against corrosive liquids such as acidic or alkaline solutions, chemical reagents, etc. The damage or defect caused by misuse or improper use is not within the scope of warranty.

7

## Regulatory Notice

This device complies with Part 15 of the FCC Rules. Operation is subject to the following two conditions:  
1. This device may not cause harmful interference, and  
2. This device must accept any interference received, including interference that may cause undesired operation.

FCC ID: 2AC8UA1818

8

Note: This product has been tested and found to comply with the limits for a Class B digital device, pursuant to Part 15 of the FCC Rules. These limits are designed to provide reasonable protection against harmful interference in a residential installation. This product generates, uses, and can radiate radio frequency energy and, if not installed and used in accordance with the instructions, may cause harmful interference to radio communications. However, there is no guarantee that interference will not occur in a particular installation. If this product does cause harmful interference to radio or television reception, which can be determined by turning the equipment off and on, the user is encouraged to try to correct the interference by one or more of the following measures:

9

- Reorient or relocate the receiving antenna.
- Increase the separation between the equipment and receiver.
- Connect the equipment into an outlet on a circuit different from that to which the receiver is connected.
- Consult the dealer or an experienced radio/TV technician for help.

Please take attention that changes or modification not expressly approved by the party responsible for compliance could void the user's authority to operate the equipment.



10

This device complies with Industry Canada licence-exempt RSS standard(s). Operation is subject to the following two conditions:

1. this device may not cause interference, and
2. this device must accept any interference, including interference that may cause undesired operation of the device.

IC: 21806-A1818

ICAN ICES-3(B)/NMB-3(B)

Le présent appareil est conforme aux CNR d'Industrie Canada applicables aux appareils radioexempts de licence. L'exploitation est autorisée aux deux conditions suivantes :

1. l'appareil ne doit pas produire de brouillage, et
2. l'utilisateur de l'appareil doit accepter tout brouillage radioélectrique subi, même si le brouillage.

11

Under Industry Canada regulations, this radio transmitter may only operate using an antenna of a type and maximum (or lesser) gain approved for the transmitter by Industry Canada. To reduce potential radio interference to other users, the antenna type and its gain should be so chosen that the equivalent isotropically radiated power (e.i.r.p.) is not more than that necessary for successful communication.

Conformément à la réglementation d'Industrie Canada, le présent émetteur radio peut fonctionner avec une antenne d'un type et d'un gain maximal (ou inférieur) approuvé pour l'émetteur par Industrie Canada. Dans le but de réduire les risques de brouillage radioélectrique à l'intention des autres utilisateurs, il faut choisir le type d'antenne et son gain de sorte que la puissance isotrope rayonnée équivalente (p.i.r.e.) ne dépasse pas l'intensité nécessaire à l'établissement d'une communication satisfaisante.

12

## Disposal and Recycling Information



The use of the WEEE Symbol indicates that the following product may not be treated as a household waste. By ensuring that this product is disposed correctly, you will help protect the environment. For a more detailed information about the recycling of the following product, please contact your local authority, your household waste disposal service provider, or the shop where you have purchased the product.

## Certifications and Safety Approvals



Hereby, Anhui Huami Information Technology Co., Ltd., declares that the radio equipment type A1818 is in compliance with Directive 2014/53/EU. The full text of the EU declaration of conformity is available at the following internet address: <http://en.amazfit.com/support.html>

13

For more regulatory information and product certification/compliance logos related to Amazfit Verge Lite, please go to Settings->System->Regulatory on your watch.

14

## Specifications

Name: Amazfit Verge Lite  
Model: A1818  
Battery Capacity: 390 mAh  
Wireless Connectivity: Bluetooth 5.0 BLE  
Input Voltage: 5 V  $\overline{\text{DC}}$  700 mA (Max.)  
Frequency: 2402-2480MHz  
Max. Output: 0 dBm  
Operating Temperatures: 0°C ~ 40°C / 32°F ~ 104°F  
Water & Dust Resistance Rating: IP68  
Compatible With: Android 4.4, iOS 9.0 or above

15

## Warranty and Return Policy

All Amazfit products are covered by a 1-year limited warranty.

Official website: [en.amazfit.com](http://en.amazfit.com)

Help: [support.amazfit.com](mailto:support.amazfit.com)

Email us at: [support@amazfit.com](mailto:support@amazfit.com)

16