

ROAV

ROAV

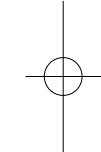
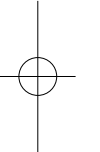
Owner's Manual
Roav VIVA X

Model: R5141
51005000687 V01



Table of Content

Important Safety Instructions	01
Introduction	01
Using Roav VIVA X	04
Connecting with Your Car	05
Using Roav VIVA X with Alexa	06
Charge Your Devices	07
Specifications	07
Notice	08
Trademark	09
Customer Service	10



Important Safety Instructions

Please read and understand all instructions before using this product. If damage is caused by failure to follow the instructions, the warranty does not apply.

- Keep these instructions.
- Do not drop, puncture or disassemble this product.
- This product shall not be exposed to dripping or splashing liquids.
- Avoid long exposure to direct sunlight, which may cause damage.
- Exposing this product to open flames may cause it to explode.
- Do not use the product in strong magnetic fields.
- Use a dry, soft lint-free cloth to clean. Do not use any corrosive cleaner or oil to clean.

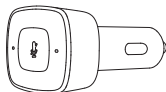
Introduction

Features

- 2-port USB PowerIQ car charger by ANKER.
- Supports voice control via the Alexa services.*
- Enables music on smartphone to be streamed to car's radio via an FM transmitter.

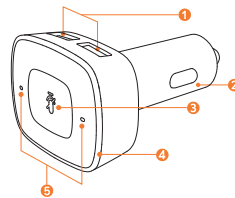
* Read the AVS Card to learn more proper commands to ask Alexa.

What's Included



01

At a Glance



- 1 USB charging port
- 2 Car charger connector
- 3 / Multifunction button
- 4 LED ring indicator
- 5 Microphones

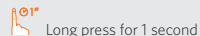
Button Controls

Alexa Voice Service

Wake up



Mute / Unmute microphone

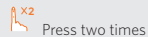


Calls

Answer / End call



Reject call


















Timer & Alarm

Stop



02

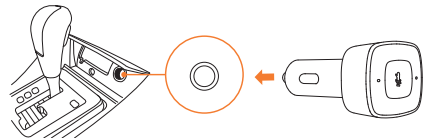
LED Indications

Status	LED Ring Indicator
Power on	 Lights up blue and circulates a cyan light.
Ready to pair	 Pulses blue.  Pulses blue for 5 minutes.  glows orange for 30 seconds and fades out if no device is detected)
No connection	Fades out.
Connected	 Glows blue for 5 seconds and then dims to 50% of brightness.
Notification	 Arrives: yellow light glows once. Queues: yellow light pulses slowly.
Wake up	 Expanding cyan light from upper left to bottom right.
Thinking	 2 cyan lights rotate.
Speaking	 Pulses cyan.
Finished	 A cyan light dims from bottom right to upper left.
Incoming call	 Pulses green.
During call	 Lights up green.
Alarm & timer	 Alternately pulses blue and cyan.
Volume	 Expanding white light from upper left to bottom right.
Microphone muted	 LED ring and microphone icon turn red.

03

Using Roav VIVA X

- 1 Plug Roav VIVA X into your vehicle's cigarette lighter socket. Start the engine and Roav VIVA X will automatically power on. The LED Ring Indicator will turn blue and a cyan light will circulate around the LED Ring Indicator.



- 2 Download the Roav VIVA app from the App Store (iOS devices) or Google Play (Android devices).



- 3 Open the app and create a Roav account.
- 4 Select "Roav VIVA X" as the device to be added.

04

Connecting with Your Car

To enable the voice service feature through your car stereo, select one of the two connection modes to connect your smartphone with the car stereo. Once connected, you can control Roav VIVA X via the app.

For Vehicles with Built-in Bluetooth

Select **[Bluetooth Mode]** in the app and follow the on-screen instructions to complete connection setup.

Warning: If you connect Roav VIVA X to your car stereo directly via Bluetooth, the hands-free calling feature will not be available.



For Vehicles without Built-in Bluetooth

FM transmitter is supported with Roav VIVA X. Select **[FM Mode]** in the app and follow the on-screen instructions to complete connection setup. When the FM frequencies of your car radio and in the app are tuned to the same frequency, the audio is broadcasted via your car stereo. To get the best audio performance, tune to an unoccupied frequency (one with a lot of white noise)*.



05


*How to find a frequency with white noise radio:

1. Turn on your car's radio and adjust the volume to a level you can hear.
2. Try every FM frequency from 87.5-107.9 MHz (lowest to highest) on your car radio. Remember frequencies that have white noise.
3. In the Roav VIVA app, tune the FM frequency to the same frequency as the car radio's.

Using Roav VIVA X with Alexa

Roav VIVA X comes with voice service. You can play music, get navigation directions, manage everyday tasks, easily control smartphones or other smart devices around you by using your voice.

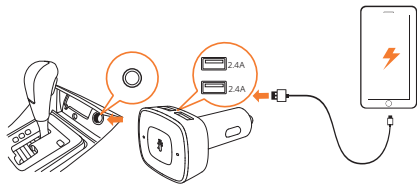
- 1 Follow the on-screen instructions in the Roav VIVA app to login with your Amazon account.
 - 2 Press the multifunction button to activate the voice service.
 - 3 Always say the wake word "Alexa" first and then your request.
- ▶ Roav VIVA X will respond instantly.
 - ▶ To learn more proper commands to ask Alexa, read the AVS Card.
 - ▶ To explore more skills with Alexa, go to www.amazon.com/MeetAlexa and download the Amazon Alexa app on your iOS or Android device.



06

Charge Your Devices

Roav VIVA X contains dual USB charging ports. You can charge two devices at the same time with a maximum output of 5V/4.8A.



Specifications

Specifications are subject to change without notice.

DC input: 12V - 24V

Power output: 5V \equiv 4.8 A Max

Bluetooth version: V4.1

Bluetooth transmission distance: 10 m / 393.7 in

FM frequency range: 87.5-107.9 MHz

FM transmission range: 2 m / 78.7 in

Operating temperature range: -4°F to 104°F / -20°C to 40°C

Storage temperature range: -40°F to 185°F / -40°C to 85°C

07

Notice



This product complies with the radio interference requirements of the European Community.

BT Operating Frequency Range: 2402-2480 MHz



This product is designed and manufactured with high quality materials and components, which can be recycled and reused.



This symbol means the product must not be discarded as household waste, and should be delivered to an appropriate collection facility for recycling. Proper disposal and recycling helps protect natural resources, human health and the environment. For more information on disposal and recycling of this product, contact your local municipality, disposal service, or the shop where you bought this product.



FCC Statement

This device complies with Part 15 of the FCC Rules. Operation is subject to the following two conditions: (1) this device may not cause harmful interference, and (2) this device must accept any interference received, including interference that may cause undesired operation.

Warning: Changes or modifications not expressly approved by the party responsible for compliance could void the user's authority to operate the equipment.

Note: This equipment has been tested and found to comply with the limits for a Class B digital device, pursuant to Part 15 of the FCC Rules. These limits are designed to provide reasonable protection against harmful interference in a residential installation.

This equipment generates uses and can radiate radio frequency energy and, if not installed and used in accordance with the instructions, may cause harmful interference to radio communications. However, there is no guarantee that interference will not occur in a particular installation. If this equipment does cause harmful interference to radio or television reception, which can be determined by turning the equipment off and on, the user is encouraged to try to correct the interference by one or more of the following measures: (1) Reorient or relocate the receiving antenna. (2) Increase the separation between the equipment and receiver. (3) Connect the equipment into an outlet on a circuit different from that to which the receiver is connected. (4) Consult the dealer or an experienced radio/TV technician for help.

FCC Radio Frequency Exposure Statement

The device has been evaluated to meet general RF exposure requirements. The device can be used in fixed/mobile exposure condition. The min separation distance is 20cm.

08

Trademark



Amazon, Alexa and all related logos are trademarks of Amazon.com, Inc. or its affiliates.

Apple and the Apple logo are trademarks of Apple Inc., registered in the U.S. and other countries. App Store is a service mark of Apple Inc., registered in the U.S. and other countries.

Google Play and the Google Play logo are trademarks of Google Inc.

“Android” is a registered trademark of Google Inc. in the United States and other countries.

“iOS” is a registered trademark of Apple Inc. in the United States and other countries.



The Bluetooth® word mark and logos are registered trademarks owned by Bluetooth SIG, Inc. Other trademarks and trade names are those of their respective owners.

Customer Service



12-Month Limited Warranty



Lifetime Technical Support



support@goroav.com



+1 (800) 988 7973 (US) Mon-Fri 9:00 - 17:00 (PT)
+44 (0) 1604 936200 (UK) Mon-Fri 6:00 - 11:00 (GMT)
+49 (0) 69 9579 7960 (DE) Mon-Fri 6:00 - 11:00



@GoRoav



@GoRoav

© Anker Technology Co., Limited. All rights reserved. ROAV and the ROAV logo are trademarks of Anker Technology Co., Limited, registered in the United States and other countries.

