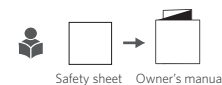
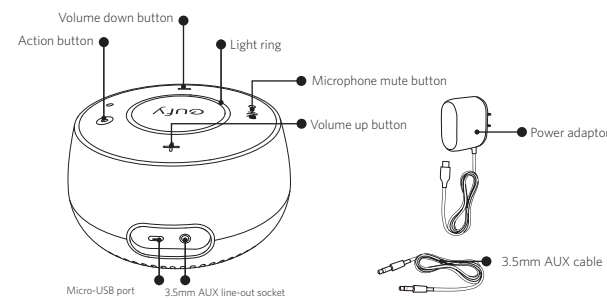


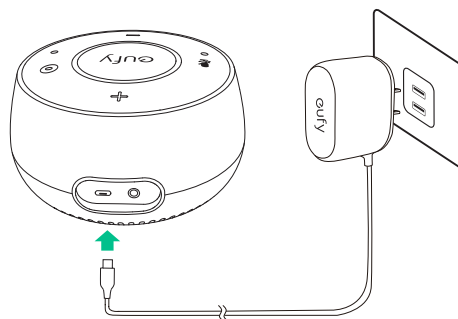
Eufy Genie

At a Glance



Action button: Press to stop/start voice control;
Press and hold for 5 seconds to restore the system to factory default settings.
Microphone mute button: Press to mute or unmute microphone.

Connecting to power

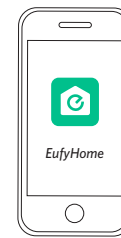


Use the adaptor to connect Eufy Genie to a power outlet.
→ Eufy Genie automatically turns on.

Downloading the EufyHome app

What you need:

- Your smart phone has connected to your Wi-Fi network.
- Your Wi-Fi router meets the requirement: 2.4 GHz, 802.11 b / g / n.
- Your smartphone or tablet is running iOS 8.0 (or above) or Android 4.3 (or above).



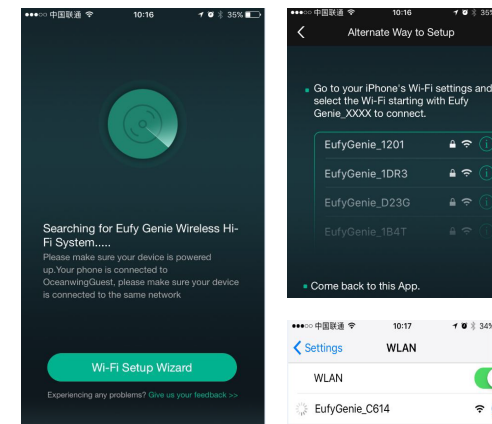
Download on the
App Store

GET IT ON
Google Play

Download the EufyHome app from the App Store (iOS devices) or Google Play (Android devices).

Connecting to Wi-Fi network

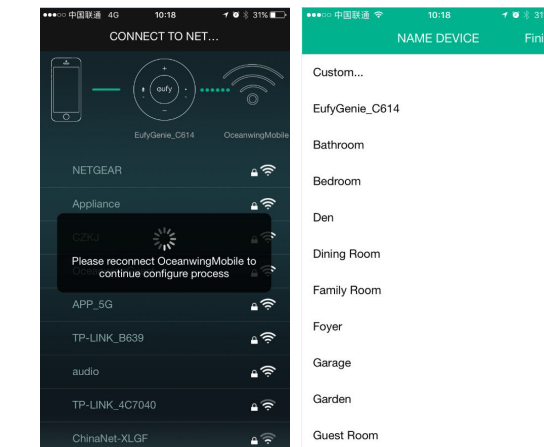
- On the EufyHome app, tap Wi-Fi Setup Wizard to start Wi-Fi setup.
- Follow the prompt to change your WiFi network to "EufyGenie_XXXX".



1

2

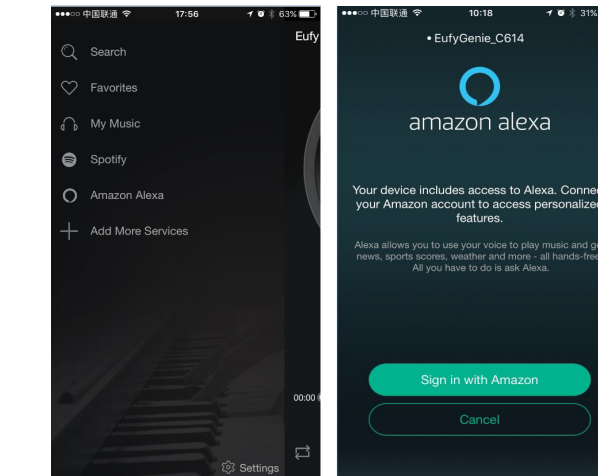
- Return to the app. Follow the prompt to reconnect your home Wi-Fi network.
- On the app, tap Finish to complete the configure process.



3

4

- From the menu, tap Amazon Alexa. Sign in with your Amazon account so that you can use the Alexa voice control. If you do not have an Amazon account, create a new one first.

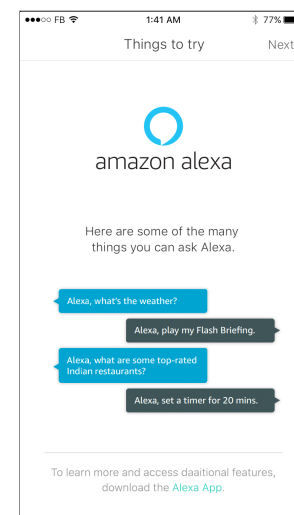


5

eufy

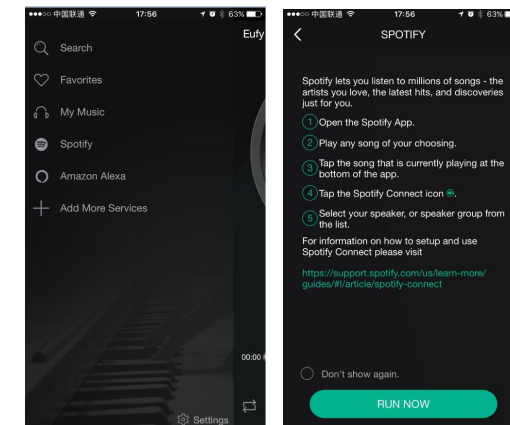
For FAQs and more information, please visit:
www.eufylife.com

→ Now you can control Eufy Genie with your voice.



Play from Spotify

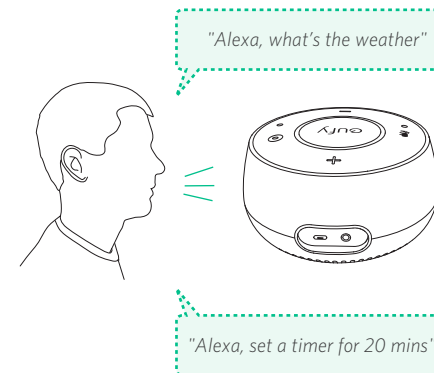
- From the menu, tap **Spotify**.
- A prompt asks you to run the Spotify app.



- Follow the instructions to connect to Spotify.
→ Now you can enjoy music from Spotify.

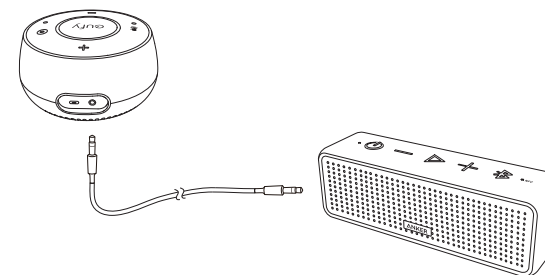
Talking to Eufy Genie

- Say the wake word "Alexa" first and then your requests.
- Eufy Genie will respond instantly.
 - To know how to ask Alexa with correct commands, see the regular Alexa skills printed on the package.



TIP: You can use Eufy Genie to play music (from Spotify, Pandora, TuneIn and Amazon music), answer questions, report news/weather, control smart devices, and access more features.

Connecting to an external speaker



You can connect Eufy Genie to an external speaker with the supplied AUX cable (5 ft).
TIP: For best performance, make sure the external speaker is as far away as possible from Eufy Genie.

Troubleshooting

- Eufy Genie has no response.**
 - To operate this device, you must use the supplied adaptor to connect it to power supply.
 - Press and hold the Action button for 5 seconds to see if Eufy Genie responds to your requests.
- Eufy Genie cannot connect to your Wi-Fi network.**
 - Unplug the adaptor, then plug the adaptor to restart Eufy Genie. Follow the instructions on the app to complete Wi-Fi setup.
 - Check whether there is any Internet connection problem.
 - If you still have trouble, press and hold the Active button for 5 seconds to restore factory settings.
- There is no response after you give voice commands.**
 - Make sure you have set up Wi-Fi connection between Eufy Genie and your smart phone.
 - Check whether you say to Alexa with correct commands. You should say the wake word "Alexa" first when making your request. For details, see the Regular Alexa Skills printed on the package.
 - Repeat your question. Speak naturally and clearly to Alexa in English.
 - Make sure Eufy Genie is at least eight inches away from walls or other objects that may cause interference (such as microwave ovens).
 - Check whether there is any Internet connection problem.
 - Check whether you have turned off the microphone on Eufy Genie.
- Eufy Genie cannot stream music to an external speaker.**
 - Check if you have connected Eufy Genie to the external speaker correctly.
 - Make sure nothing is blocking the AUX line-out socket.

Customer Service

- 12-Month Limited Warranty
- Lifetime Technical Support
- support@eufylife.com
- 1-800-988-7973 (US) Mon-Fri 9am-5pm (PST)
- @EufyOfficial



The Spotify Software is subject to third party licenses found here:
www.spotify.com/connect/third-party-licenses

Important Safety Instructions

- Avoid dropping.
- Do not disassemble.
- Do not submerge in water.
- This device is for indoor use only.
- This device should not be exposed to dripping or splashing water.
- Do not install near any heat sources.
- Do not place any sources of danger on this device (e.g. liquid filled objects, lighted candles).
- Use only with power supply provided with the device.

Notice



The product has been assessed to meet safety, health, and environmental protection requirements.



This product is designed and manufactured with high quality materials and components, which can be recycled and reused.



Do not dispose of electrical appliances as unsorted municipal waste; use separate collection facilities. Contact your local authority for information regarding the collection systems available. If electrical appliances are disposed of in landfills or dumps, hazardous substances can leak into the groundwater and get into the food chain, damaging your health and well-being. When replacing old appliances with new ones, the retailer is legally obliged to take back your old appliance for disposal at least free of charge.

FCC Statement

This device complies with Part 15 of the FCC Rules. Operation is subject to the following two conditions: (1) This device may not cause harmful interference, and (2) this device must accept any interference received, including interference that may cause undesired operation.

Warning: Changes or modifications not expressly approved by the party responsible for compliance could void the user's authority to operate the equipment.

RF Exposure Warning Statements:

This equipment complies with FCC radiation exposure limits set forth for an uncontrolled environment.

This equipment shall be installed and operated with minimum distance 20cm between the radiator & body.

Trademark Notice



Amazon, Echo, Alexa and all related logos are trademarks of Amazon.com, Inc. or its affiliates.

Apple and the Apple logo are trademarks of Apple Inc., registered in the U.S. and other countries. App Store is a service mark of Apple Inc., registered in the U.S. and other countries.

Google Play and the Google Play logo are trademarks of Google Inc

The Wi-Fi CERTIFIED™ Logo is a certification mark of Wi-Fi Alliance®.

Specifications

Input	5 V  Max 2 A
Rated Power Consumption	2 W
Power Adaptor Rating	Input: 100 - 240 V ~, 50 - 60 Hz; Output: 5 V  2 A
Operating Frequency Range	2412 MHz - 2462 MHz
Max Radio-Frequency Power	15 dBm