



Apple Bluetooth 2.0+EDR

Bluetooth 2.0+EDR (Enhanced Data Rate)

Welcome to the world of Bluetooth. Your computer includes Apple Bluetooth 2.0+EDR technology that eliminates the need for many cables that traditionally connect devices together. Bluetooth enabled devices, such as computers, mobile phones, and handheld devices (PDAs), can connect to each other wirelessly at distances up to 10 meters (33 feet).

This document provides information on how to

- pair your Macintosh with a Bluetooth-enabled mobile phone and connect to the Internet
- exchange files between Bluetooth-enabled devices

Pairing Your Computer With a Bluetooth Enabled Mobile Phone

Before you can connect to the Internet using your Bluetooth enabled mobile phone, you need to pair your computer with the phone. Make sure your phone is on and ready to accept a pair. This is often called “discoverable” mode.

- 1 Open System Preferences and click Bluetooth.
- 2 Click the Devices tab, and then click Setup New Device.
- 3 Follow the onscreen instructions.

Note: To access the Internet, you must have a Bluetooth enabled mobile phone and subscribe to data services from a wireless operator. Unless you subscribe to “always on” data services (such as GPRS), you will also need an account with an Internet service provider (ISP) to access the Internet. Check with your providers for more information.

Connecting to the Internet

- 1 Open Internet Connect, located in the Applications folder.
- 2 Choose Bluetooth Modem Adapter from the Configuration pop-up menu, then click Connect.

Exchanging Files Between Bluetooth-Enabled Devices

You can use the Bluetooth File Exchange application to exchange files between one or more Bluetooth enabled devices. You can also use Bluetooth File Exchange to browse remote devices.

Make sure the devices you want to exchange files with are in discoverable mode.

- 1 Open Bluetooth File Exchange, located in Applications/Utilities.
 - 2 Select the files you want to send and click Send.
 - 3 Select a device from the Device list and click Send.
If the device you want to send the file to is not listed, click Search to find Bluetooth enabled devices in range.
 - 4 If you are asked for a passkey, enter one and click Respond. If the device receiving the files is prompted for a passkey, enter the same passkey on the receiving device and click Respond.
 - 5 If the receiving device is prompted that it is receiving a file, click Accept to receive the file. Depending on the options selected, you may be asked if you want to open the file.
- For more information on Bluetooth, choose Bluetooth Help from the Help menu, or go to www.apple.com/bluetooth.

Communications Regulation Information

FCC Declaration of Conformity

This device complies with part 15 of the FCC rules. Operation is subject to the following two conditions: (1) This device may not cause harmful interference, and (2) this device must accept any interference received, including interference that may cause undesired operation. See instructions if interference to radio or television reception is suspected.

Radio and Television Interference

The equipment described in this manual generates, uses, and can radiate radio-frequency energy. If it is not installed and used properly—that is, in strict accordance with Apple's instructions—it may cause interference with radio and television reception.

This equipment has been tested and found to comply with the limits for a Class B digital device in accordance with the specifications in Part 15 of FCC rules. These specifications are designed to provide reasonable protection against such interference in a residential installation. However, there is no guarantee that interference will not occur in a particular installation.

You can determine whether your computer system is causing interference by turning it off. If the interference stops, it was probably caused by the computer or one of the peripheral devices.

If your computer system does cause interference to radio or television reception, try to correct the interference by using one or more of the following measures:

- Turn the television or radio antenna until the interference stops.
- Move the computer to one side or the other of the television or radio.
- Move the computer farther away from the television or radio.
- Plug the computer into an outlet that is on a different circuit from the television or radio. (That is, make certain the computer and the television or radio are on circuits controlled by different circuit breakers or fuses.)

If necessary, consult an Apple-authorized service provider or Apple. See the service and support information that came with your Apple product. Or, consult an experienced radio/television technician for additional suggestions.

Important: Changes or modifications to this product not authorized by Apple Computer, Inc., could void the FCC Certification and negate your authority to operate the product.

This product was tested for FCC compliance under conditions that included the use of Apple peripheral devices and Apple shielded cables and connectors between system components. It is important that you use Apple peripheral devices and shielded cables and connectors between system components to reduce the possibility of causing interference to radios, television sets, and other electronic devices. You can obtain Apple peripheral devices and the proper shielded cables and connectors through an Apple-authorized dealer. For non-Apple peripheral devices, contact the manufacturer or dealer for assistance.

Responsible party (contact for FCC matters only):

Apple Computer, Inc., Product Compliance,
1 Infinite Loop M/S 26-A, Cupertino, CA 95014-2084,
408-974-2000.

FCC Wireless Compliance

The antenna used with this transmitter must not be colocated or operated in conjunction with any other antenna or transmitter subject to the conditions of the FCC Grant.

Industry Canada Statement

This Class B device meets all requirements of the Canadian interference-causing equipment regulations.

Cet appareil numérique de la Class B respecte toutes les exigences du Règlement sur le matériel brouilleur du Canada.

Europe–EU Declaration of Conformity

This device complies with the specifications EN 300 328, EN 301-489 and EN 60950 following the provisions of the R&TTE Directive.

VCCI Class B Statement

情報処理装置等電波障害自主規制について

この装置は、情報処理装置等電波障害自主規制協議会 (VCCI) の基準に基づくクラス B 情報技術装置です。この装置は家庭環境で使用されることを目的としていますが、この装置がラジオやテレビジョン受信機に近接して使用されると、受信障害を引き起こすことがあります。

取扱説明書に従って正しい取扱をしてください。

© 2005 Apple Computer, Inc. All rights reserved.

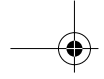
Apple, the Apple logo, and Macintosh are trademarks of Apple Computer, Inc., registered in the U.S. and other countries. Bluetooth is a registered trademark owned by Bluetooth SIG, Inc. and is used under license. 034-1234-A

Printed in XXXX



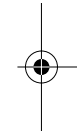
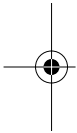
Bluetooth® Regulatory Certification

Country	Certification Model Number	Certification Number
Australia	A1115	DoC
Austria, Belgium, Czech Republic, Cyprus, Denmark, Estonia, Finland, Germany, Greece, Hungary, Ireland, Latvia, Lithuania, Luxembourg, Malta, Netherlands, Poland, Portugal, Slovakia, Slovenia, Spain, Sweden, United Kingdom	A1115	CE 0984 ⓘ
Canada	A1115	IC: 579C-A1115 For indoor use only.
France	A1115	CE 0984 ⓘ For indoor use only.
Italy	A1115	CE 0984 ⓘ If used outside of own premises, general authorization is required.
Japan	A1115	DSPR: 0003NY05015 0000



Country	Certification Model Number	Certification Number
New Zealand	A1115	DoC
United States (including Puerto Rico)	A1115	FCC ID: BCGA1115

A copy of the European Declaration of Conformity is available at
<http://www.apple.com/euro/compliance>



© 2005 Apple Computer, Inc. All rights reserved. Apple, the Apple logo, and Macintosh are trademarks of Apple Computer, Inc., registered in the U.S. and other countries. The Bluetooth word mark and logos are owned by the Bluetooth SIG, Inc. and any use of such marks by Apple Computer, Inc. is under license. Printed in XXXX.

