

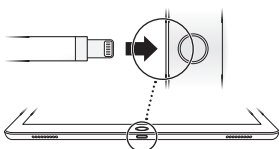
# Apple Pencil

Apple Pencil uses Bluetooth® technology to connect to iPad Pro.

## Pair and charge Apple Pencil

Pair and charge Apple Pencil with iPad Pro:

- 1 Lay iPad Pro on a flat surface.
- 2 Pull the top off the end of Apple Pencil to expose the Lightning connector.
- 3 Plug the end of Apple Pencil into the Lightning connector on iPad Pro.



If Apple Pencil isn't paired with iPad Pro yet, this brings up onscreen instructions so you can complete the pairing process.

This also charges Apple Pencil.


To pair Apple Pencil with a different iPad Pro, repeat the process above.

### Check the battery status of Apple Pencil:

You can check the battery status of Apple Pencil on the iPad Pro it's paired with.


- Swipe down from the top edge of the screen to open Notification Center, then tap Widgets.

### Turn off Bluetooth:

- Swipe up from the bottom edge of any screen to open Control Center, then tap .

**Note:** This turns off Bluetooth on Apple Pencil as well as on your iPad Pro.

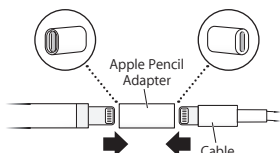
### Unpair Apple Pencil and iPad Pro:

- On the paired iPad Pro, go to Settings > Bluetooth, tap  next to Apple Pencil, then tap Forget This Device.

**Note:** You can pair iPad Pro with only one Apple Pencil at a time, and pair Apple Pencil with only one iPad Pro at a time.

### Charge Apple Pencil with the Apple Pencil Adapter:

- 1 Connect Apple Pencil to the recessed end of the Apple Pencil Adapter, then connect the Lightning to USB cable to the flat end of the Apple Pencil Adapter.



- 2 Connect the Lightning to USB Cable to an Apple USB Power Adapter, then plug the adapter into a power outlet.

## Start drawing

Open the Notes app on iPad Pro to start drawing with Apple Pencil. Draw with Apple Pencil on iPad Pro as if you're drawing with a pencil on paper.

Don't use Apple Pencil on any surface other than iPad Pro.

Keep the tip of Apple Pencil clean, as dirt and other small particles may cause excessive wear to the tip or damage the screen of iPad Pro.

## Replace the tip of Apple Pencil

With use, the tip of Apple Pencil will wear down, and you'll need to replace it.

**Important:** To avoid damaging the iPad Pro screen, replace the tip of Apple Pencil when it's worn down.

### Remove a tip:

- Turn the tip of Apple Pencil counterclockwise to unscrew it.



### Attach a tip:

- Screw a tip in by turning it clockwise until it's firmly in place.

## Safety and handling

Apple Pencil may present a choking hazard or cause other injury to small children. Keep Apple Pencil away from small children.

Handle Apple Pencil with care. Apple Pencil contains sensitive electronic components, including a battery, and can be damaged or cause injury if dropped, burned, bent, crushed, or if it comes in contact with liquid. Don't use a damaged Apple Pencil.

### Battery

Don't attempt to replace the Apple Pencil battery yourself—you may damage the battery, which could cause overheating and injury.

### Lightning cable and connector

Avoid prolonged skin contact with the connector when the Lightning to USB Cable is plugged into a power source because it may cause discomfort or injury. For example, while Apple Pencil is charging using the Apple Pencil Adapter, the Lightning to USB cable, and a power adapter plugged into a power source, don't sit or sleep on them or place them under a blanket, pillow, or your body. Take special care if you have a physical condition that affects your ability to detect heat against the body.

### Medical device interference

Apple Pencil contains components and radios that emit electromagnetic fields. These electromagnetic fields may interfere with pacemakers, defibrillators, or other medical devices. Maintain a

safe distance of separation between your medical device and Apple Pencil. Consult your physician and medical device manufacturer for information specific to your medical device. Stop using Apple Pencil if you suspect it is interfering with your pacemaker, defibrillator, or any other medical device.

## **Cleaning**

To clean the outside of Apple Pencil, use a lint-free cloth. Don't get moisture in any openings or use aerosol sprays, solvents, or abrasives.

## **Ergonomics**

When using Apple Pencil, it's important to find a comfortable posture, change your position often, and take frequent breaks.

For information about ergonomics, health, and safety, visit the Ergonomics website at [www.apple.com/about/ergonomics](http://www.apple.com/about/ergonomics).

## **Support**

For support and troubleshooting information, user discussion boards, and the latest Apple software downloads, go to [www.apple.com/support](http://www.apple.com/support).

# Regulatory Compliance Information

## FCC Compliance Statement

This device complies with part 15 of the FCC rules. Operation is subject to the following two conditions: (1) This device may not cause harmful interference, and (2) this device must accept any interference received, including interference that may cause undesired operation.

**Note:** This equipment has been tested and found to comply with the limits for a Class B digital device, pursuant to part 15 of the FCC Rules. These limits are designed to provide reasonable protection against harmful interference in a residential installation. This equipment generates, uses, and can radiate radio frequency energy and, if not installed and used in accordance with the instructions, may cause harmful interference to radio communications. However, there is no guarantee that interference will not occur in a particular installation. If this equipment does cause harmful interference to radio or television reception, which can be determined by turning the equipment off and on, the user is encouraged to try to correct the interference by one or more of the following measures:

- Reorient or relocate the receiving antenna.
- Increase the separation between the equipment and receiver.
- Connect the equipment to an outlet on a circuit different from that to which the receiver is connected.
- Consult the dealer or an experienced radio/TV technician for help.

**Important:** Changes or modifications to this product not authorized by Apple could void the electromagnetic compatibility (EMC) and wireless compliance and negate your authority to operate the product. This product has demonstrated EMC compliance under conditions that included the use of compliant peripheral devices and shielded cables between system components. It is important that you use compliant peripheral devices and shielded cables between system components to reduce the possibility of causing interference to radios, televisions, and other electronic devices. This product was tested for EMC compliance under conditions that included the use of Apple peripheral devices.

*Responsible party (contact for FCC matters only):*

Apple Inc.  
Corporate Compliance  
1 Infinite Loop, MS 91-1EMC  
Cupertino, CA 95014

## Canadian Compliance Statement

This device complies with Industry Canada license-exempt RSS standard(s). Operation is subject to the following two conditions: (1) this device may not cause interference, and (2) this device must accept any interference, including interference that may cause undesired operation of the device.

Cet appareil est conforme aux normes CNR exemptes de licence d'Industrie Canada. Le fonctionnement est soumis aux deux conditions suivantes : (1) cet appareil ne doit pas provoquer d'interférences et (2) cet appareil doit accepter toute interférence, y compris celles susceptibles de provoquer un fonctionnement non souhaité de l'appareil.

## Bluetooth Industry Canada Statement

This Class B device meets all requirements of the Canadian interference-causing equipment regulations.

Cet appareil numérique de la Class B respecte toutes les exigences du Règlement sur le matériel brouilleur du Canada.

## Industry Canada Statement

CAN ICES-3 (B)/NMB-3(B)

## EU Compliance Statement

Apple Inc. hereby declares that this wireless device is in compliance with the essential requirements and other relevant provisions of the R&TTE Directive.

A copy of the EU Declaration of Conformity is available at [www.apple.com/euro/compliance](http://www.apple.com/euro/compliance).

Apple's EU representative is Apple Distribution International, Hollyhill Industrial Estate, Cork, Ireland.



Russia, Kazakhstan, Belarus



## Malaysia



## Australia/New Zealand



## Japan VCCI Class B Statement

この装置は、クラスB情報技術装置です。この装置は、家庭環境で使用することを目的としていますが、この装置がラジオやテレビジョン受信機に近接して使用されると、受信障害を引き起こすことがあります。取扱説明書に従って正しい取り扱いをして下さい。VCCI-B

本製品は、EMC準拠の周辺機器およびシステムコンポーネント間にシールドケーブル（イーサネットネットワークケーブルを含む）が使用されている状態で、EMCへの準拠が実証されています。ラジオ、テレビ、およびその他の電子機器への干渉が発生する可能性を低減するため、EMC準拠の周辺機器およびシステムコンポーネント間にシールドケーブルを使用することが重要です。

**重要:** Apple の許諾を得ることなく本製品に変更または改変を加えると、電磁両立性(EMC)および無線に準拠しなくなり、製品を操作するための許諾が取り消されるおそれがあります。

## Korea Warning Statements

### 대한민국 규정 및 준수

미래창조과학부고시에 따른 고지사항  
해당 무선설비는 운용 중 전파혼신 가능성이 있으므로, 인명안전과 관련된 서비스에 사용할 수 없습니다.

B급 기기(가정용 방송통신기자재)  
이 기기는 가정용(B급) 전자파적합기기로서 주로 가정에서 사용하는 것을 목적으로 하며, 모든 지역에서 사용할 수 있습니다.

### Lightning 케이블 및 커넥터

불편이나 부상을 유발할 수 있으므로 Lightning 케이블을 전원에 연결된 상태로 장시간 피부에 닿지 않도록 하십시오. Lightning 커넥터 위에 앉거나 누워 잠들지 않도록 하십시오.

## Korea KCC Statements



명칭 (모델명) : Apple Pencil (A1603)  
인증번호 : KCC-REI-APL-A1603  
제조년월 : 별도표기  
제조사/제조국 : Apple Inc. / 중국  
인증자상호 : 애플코리아 유한회사

## Singapore Wireless Certification

Complies with  
IDA Standards  
DB00063

## Taiwan Wireless Statement

### 台灣無線設備的警告聲明

經型式認證合格之低功率射頻電機，非經許可，公司、商號或使用者均不得擅自變更頻率、加大功率或變更原設計之特性及功能。低功率射頻電機之使用不得影響飛航安全及干擾合法通信；經發現有干擾現象時，應立即停用，並改善至無干擾時方得繼續使用。前項合法通信指依電信法規定作業之無線電通信。低功率射頻電機須忍受合法通信或工業、科學及醫療用電波輻射性電機設備之干擾。

## Disposal and Recycling Information

When this product reaches its end of life, please dispose of it according to your local environmental laws and guidelines.

For information about Apple's recycling program, visit [www.apple.com/recycling](http://www.apple.com/recycling).

## European Union—Disposal Information



The symbol above means that according to local laws and regulations your product and/or its battery shall be disposed of separately from household waste. When this product reaches its end of life, take it to a collection point designated by local authorities. The separate collection and recycling of your product and/or its battery at the time of disposal will help conserve natural

resources and ensure that it is recycled in a manner that protects human health and the environment.

#### Union Européenne—informations sur l'élimination

Le symbole ci-dessus signifie que, conformément aux lois et réglementations locales, vous devez jeter votre produit et/ou sa batterie séparément des ordures ménagères. Lorsque ce produit arrive en fin de vie, apportez-le à un point de collecte désigné par les autorités locales. La collecte séparée et le recyclage de votre produit et/ou de sa batterie lors de sa mise au rebut aideront à préserver les ressources naturelles et à s'assurer qu'il est recyclé de manière à protéger la santé humaine et l'environnement.

#### Europäische Union—Informationen zur Entsorgung

Das oben aufgeführte Symbol weist darauf hin, dass dieses Produkt und/oder die damit verwendete Batterie den geltenden gesetzlichen Vorschriften entsprechend und vom Hausmüll getrennt entsorgt werden muss. Geben Sie dieses Produkt zur Entsorgung bei einer offiziellen Sammelstelle ab. Durch getrenntes Sammeln und Recycling werden die Rohstoffreserven geschont und es ist sichergestellt, dass beim Recycling des Produkts und/oder der Batterie alle Bestimmungen zum Schutz von Gesundheit und Umwelt eingehalten werden.

#### Unione Europea—informazioni per lo smaltimento

Il simbolo qui sopra significa che, in base alle leggi e alle normative locali, il prodotto e/o la sua batteria dovrebbero essere riciclati separatamente dai rifiuti domestici. Quando il prodotto diventa inutilizzabile, portalo nel punto di raccolta stabilito dalle autorità locali. La raccolta separata e il riciclaggio del prodotto e/o della sua batteria al momento dello smaltimento aiutano a conservare le risorse naturali e assicurano che il riciclaggio avvenga nel rispetto della salute umana e dell'ambiente.

*Per i consumatori italiani:* quando si acquista un nuovo prodotto Apple, è possibile restituire un prodotto elettronico simile presso il punto vendita senza costi aggiuntivi. Nel caso in cui si tratti di dispositivi mobili e piccoli accessori, è possibile restituirli al punto vendita in qualsiasi momento. Per maggiori informazioni, consulta la pagina [www.apple.com/it/recycling](http://www.apple.com/it/recycling).

#### Europeiska unionen—Information om kassering

Symbolen ovan betyder att produkten och/eller dess batteri enligt lokala lagar och bestämmelser inte får kastas tillsammans med hushållsavfallet. När produkten har tjänat ut måste den tas till en återvinningsstation som utsetts av lokala myndigheter. Genom att låta den uttjänta produkten och/eller dess batteri tas om hand för återvinning hjälper du till att spara naturresurser och skydda hälsa och miljö.

#### Türkiye

Türkiye Cumhuriyeti: AEEE Yönetmeliğine Uygundur.

Apple Teknoloji ve Satış Limited Şirketi  
Büyükdere Caddesi, Levent 199, Kat 22 ve 23, Şişli,  
Mecidiyeköy, 34394 İstanbul, Türkiye.

#### Brasil—Informações sobre descarte e reciclagem



O símbolo acima indica que este produto e/ou sua bateria não devem ser descartadas no lixo doméstico. Quando decidir descartar este produto e/ou sua bateria, faça-o de acordo com as leis e diretrizes ambientais locais. Para informações sobre o programa de reciclagem da Apple, pontos de coleta e telefone de informações, visite [www.apple.com/br/environment](http://www.apple.com/br/environment).

#### Información sobre eliminación de residuos y reciclaje



El símbolo indica que este producto y/o su batería no debe desecharse con los residuos domésticos. Cuando decida desechar este producto y/o su batería, hágalo de conformidad con las leyes y directrices ambientales locales.

Para obtener información sobre el programa de reciclaje de Apple, puntos de recolección para reciclaje, sustancias restringidas y otras iniciativas ambientales, visite <http://www.apple.com/la/environment>.

#### Battery Disposal Information

Dispose of batteries according to your local environmental laws and guidelines.

The lithium-ion battery in your Apple Pencil should be serviced or recycled by Apple or an authorized service provider, and disposed of separately from household waste. For information about Apple lithium-ion batteries, go to [www.apple.com/batteries](http://www.apple.com/batteries).

*Australia:* More information is available on the web at: [www.apple.com/au/recycling/batteries](http://www.apple.com/au/recycling/batteries)

台灣



廢電池請回收

### Taiwan Battery Statement

#### 台灣電池聲明

警告：本電池如果更換不正確會有爆炸的危險。請依製造商說明書處理用過之電池。

警告：請勿戳刺或焚燒。此電池不含汞。

### China Battery Statement

注意

電池只能由Apple 或 Apple 授權服務商進行更換，用錯誤型號電池更換會有爆炸危險

警告：不要刺破或焚燒。該電池不含水銀。

中國

有害物質	零部件	
	電路板	附件
鉛 (Pb)	X	X
汞 (Hg)	0	0
鎘 (Cd)	0	0
六價鉻 (Cr, VI)	0	0
多溴聯苯 (PBB)	0	0
多溴二苯醚 (PBDE)	0	0

0: 表示該有害物質在該部件所有均質材料中的含量均在 GB/T 26572-2011 規定的限量要求以下。

X: 表示該有害物質至少在該部件的某一均質材料中的含量超出 GB/T 26572-2011 規定的限量要求。

根據中國電子行業標準 SJ/T 11364-2014 和相關的中國政府法規，本產品及其某些內部或外部組件上可能帶有環保使用期限標識。取決於組件和組件製造商，產品及其組件上的使用期限標識可能有所不同。組件上的使用期限標識優先於產品上任何與之相衝突的或不同的環保使用期限標識。



### Apple and the Environment

Apple Inc. recognizes its responsibility to minimize the environmental impacts of its operations and products. More information is available on the web at [www.apple.com/environment](http://www.apple.com/environment).

### Apple Pencil Regulatory Certification for Model Number A1603

Country	Certification Number
Australia/New Zealand	
Austria, Belgium, Bulgaria, Croatia, Cyprus, Czech Republic, Denmark, Estonia, Finland, France, Germany, Greece, Hungary, Iceland, Ireland, Italy, Latvia, Liechtenstein, Lithuania, Luxembourg, Malta, Netherlands, Norway, Poland, Portugal, Romania, Slovakia, Slovenia, Spain, Sweden, Switzerland, United Kingdom	
Canada	IC: 579C-A1603
United States (including Puerto Rico)	FCC ID: BCGA1603

A copy of the European Declaration of Conformity is available at: [www.apple.com/euro/compliance](http://www.apple.com/euro/compliance)

© 2015 Apple Inc. All rights reserved.

Apple, the Apple logo, and iPad are trademarks of Apple, registered in the U.S. and other countries. Apple Pencil and Lightning are trademarks of Apple Inc.

The Bluetooth® word mark and logos are registered trademarks owned by Bluetooth SIG, Inc. and any use of such marks by Apple is under license.

Printed in XXXX.

034-00830-A