

 **WATCH**

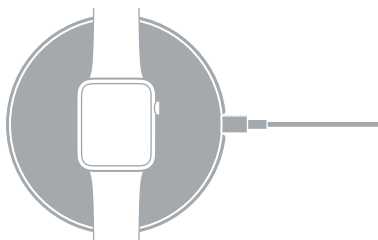
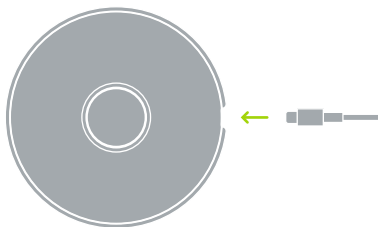
Magnetic Charging Dock

Connect the Lightning cable and lay the watch on the charger.

Branchez le câble Lightning et placez la montre sur le chargeur.

Conecte el cable Lightning y coloque el reloj sobre el cargador.\*

Lightning ケーブルを接続し、Watch を充電器の上に置きます。



Connect the Lightning cable, raise the charger, and place the watch on its side.  
Branchez le câble Lightning, relevez le chargeur et placez la montre sur le côté.  
Conecte el cable Lightning, levante el cargador y coloque el reloj de lado.\*  
Lightning ケーブルを接続し、充電器を持ち上げ、Watch をその横に置きます。



\*Sólo para México: Favor de leer este instructivo antes  
de utilizar el equipo. Modelo: A1714

© 2015 Apple Inc. All rights reserved. Apple, the Apple logo,  
Apple Watch, and Lightning are trademarks of Apple Inc., registered  
in the U.S. and other countries. Printed in XXXX. AM034-01025-A

## Safety Information

**WARNING:** Failure to follow these safety instructions could result in fire, electric shock, or other injury or damage.

To charge Apple Watch, use the Apple Watch Magnetic Charging Dock only with the Lightning cable that came with the device, an Apple Lightning to USB Cable, or a third-party Lightning cable that features the Made for iPhone logo. Avoid prolonged skin contact with the Lightning connector or the Apple Watch Magnetic Charging Dock when the Lightning to USB Cable is plugged in to a power source, because it may cause discomfort or injury. Avoid situations where your skin is in contact with the Apple Watch Magnetic Charging Dock for a long period of time when it's plugged in. For example, while Apple Watch is charging or while the Apple Watch Magnetic Charging Dock is plugged in to a power source, don't sleep on it or place it under a blanket, a pillow, or your body. Take special care if you have a physical condition that affects your ability to detect heat against your body.

Read all safety instructions for products and accessories before using them with Apple Watch. Apple is not responsible for the operation of third-party accessories or their compliance with safety and regulatory standards.

### Specifications

- *Input voltage:* 5V
- *Input current:* max 1A (when charging)

## Informations concernant la sécurité

**AVERTISSEMENT :** le non-respect de ces consignes de sécurité peut provoquer un incendie, une électrocution ou d'autres dégâts ou blessures.

Pour recharger l'Apple Watch, n'utilisez la station Magnetic Charging Dock pour l'Apple Watch qu'avec le câble Lightning livré avec l'appareil, un câble Lightning vers USB Apple ou un câble Lightning de tierce partie qui présente le logo « Made for iPhone ». Évitez le contact prolongé du connecteur Lightning ou de la station Magnetic Charging Dock pour l'Apple Watch avec la peau lorsque le câble Lightning vers USB est branché sur une source d'alimentation, car il peut entraîner une gêne ou vous blesser. Évitez que la peau entre en contact avec la station Magnetic Charging Dock pour l'Apple Watch sur une période étendue lorsqu'elle est branchée. Par exemple, pendant que l'Apple Watch se recharge ou que la station Magnetic Charging Dock pour l'Apple Watch est branchée sur une source d'alimentation, ne vous étendez pas dessus ou ne la placez pas sous une couverture, un coussin ou sous le corps même. Prêtez une attention particulière si vous souffrez d'une condition physique qui influe sur votre capacité à sentir la chaleur produite sur le corps.

Lisez l'intégralité des consignes de sécurité des produits et des accessoires avant de les utiliser avec l'Apple Watch. Apple n'est pas responsable du fonctionnement des accessoires de tierce partie ni de leur conformité aux normes réglementaires et de sécurité.

### Caractéristiques

- *Tension en entrée :* 5 V
- *Courant en entrée :* 1 A max. (pendant le recharge)

## Información de seguridad

**Sólo para México:** Favor de leer este instructivo antes de utilizar el equipo. Modelo: A1714

**ADVERTENCIA:** Si no respeta estas instrucciones de seguridad, pueden producirse incendios, descargas eléctricas u otros daños o lesiones.

Para cargar el Apple Watch, utilice la Base de carga magnética del Apple Watch solo con el cable Lightning que se suministra con el dispositivo, con un cable de Lightning a USB de Apple o con un cable Lightning de otro fabricante que incluya el logotipo Made for iPhone. Evite el contacto prolongado de la piel con el conector Lightning o la Base de carga magnética del Apple Watch cuando el cable de Lightning a USB esté conectado a una fuente de alimentación porque podría crearle malestar o causarle una lesión. Evite situaciones en las que su piel entre en contacto con la Base de carga magnética del Apple Watch durante un periodo prolongado de tiempo mientras está conectada. Por ejemplo, mientras se carga el Apple Watch o mientras la Base de carga magnética del Apple Watch está conectada a una fuente de alimentación, no duerma sobre ella ni la coloque bajo una manta, almohada o su cuerpo. Extremar las precauciones si padece alguna afección física que le impida detectar el calor en su cuerpo.

Lea todas las instrucciones de seguridad de productos y accesorios antes de utilizarlos con el Apple Watch. Apple no se responsabiliza del funcionamiento de accesorios de otros fabricantes ni de que cumplan los estándares de seguridad y regulatorios.

### Especificaciones Eléctricas

Modelo: A1714

- *Tensión de entrada:* 5V 
- *Corriente de entrada:* 1A máx (durante la carga)

## 安全性に関する情報

**警告:** 以下の安全性に関する指示を守らないと、火災、感電、その他の負傷や損害を招くおそれがあります。







Apple Watch を充電するときは必ず、Apple Watch Magnetic Charging Dock と、デバイスに付属の Lightning ケーブル、Apple Lightning – USB ケーブル、または「Made for iPhone」ロゴが表示された他社製 Lightning ケーブルを使用してください。Lightning – USB ケーブルが電源に接続されているときは、肌が Lightning コネクタまたは Apple Watch Magnetic Charging Dock に長時間触れないようにしてください。不快な症状が出たり、負傷したりするおそれがあります。Apple Watch Magnetic Charging Dock が接続されているときは、肌が長時間接触する状況を避けてください。たとえば、Apple Watch の充電中または Apple Watch Magnetic Charging Dock が電源に接続されているときに、その上に置いたり、Magnetic Charging Dock を毛布、枕、身体の下に入れたりしないでください。体に触れる熱を感じにくい身体状態にある方は、特に注意してください。

Apple Watch でお使いになる前に、それらの製品およびアクセサリの安全性に関する指示をよくお読みください。Apple Inc. は、他社製アクセサリの動作、およびそれらが安全性の規格や法規制に準拠しているかどうかについて責任を負いません。

### 仕様

- 入力電圧: 5V
- 入力電流: 最大 1A (充電中)

## Regulatory Compliance Information

Australia New Zealand	
U.S.	
EU	
Japan	
Russia Kazakhstan Belarus	
Korea	

MSIP-RMI-APL-A1714

## Korea



명칭 (모델명) : Apple Watch Magnetic Charging Dock (A1714)

인증번호 : MSIP-RMI-APL-A1714

제조사/제조국: Apple Inc. /중국

제조년월: 별도표기

인증대상호: 애플코리아 유한회사

### FCC Compliance Statement

This device complies with part 15 of the FCC rules. Operation is subject to the following two conditions: (1) This device may not cause harmful interference, and (2) this device must accept any interference received, including interference that may cause undesired operation. See the following instructions if interference to radio or television reception is suspected.

### Radio and Television Interference

This computer equipment generates, uses, and can radiate radio-frequency energy. If it is not installed and used properly—that is, in strict accordance with Apple's instructions—it may cause interference with radio and television reception.

This equipment has been tested and found to comply with the limits for a Class B digital device in accordance with the specifications in Part 15 of FCC rules. These specifications are designed to provide reasonable protection against such interference in a residential installation. However, there is no guarantee that interference will not occur in a particular installation.

You can determine whether your computer system is causing interference by turning it off. If the interference stops, it was probably caused by the computer or one of the peripheral devices. If your computer system does cause interference to radio or television reception, try to correct the interference by using one or more of the following measures:

- Turn the television or radio antenna until the interference stops.
- Move the computer to one side or the other of the television or radio.
- Move the computer farther away from the television or radio.
- Plug the computer into an outlet that is on a different circuit from the television or radio. (That is, make certain the computer and the television or radio are on circuits controlled by different circuit breakers or fuses.)

If necessary, consult an Apple Authorized Service Provider or Apple. See the service and support information that came with your Apple product. Or consult an experienced radio/television technician for additional suggestions.

**Important:** Changes or modifications to this product not authorized by Apple Inc. could void the EMC compliance and negate your authority to operate the product.

This product has demonstrated EMC compliance under conditions that included the use of compliant peripheral devices and shielded cables (including Ethernet network cables) between system components. It is important that you use compliant peripheral devices and shielded cables between system components to reduce the possibility of causing interference to radios, television sets, and other electronic devices.

**Responsible party (contact for FCC matters only):**

Apple Inc. Corporate Compliance  
1 Infinite Loop, MS 91-1EMC  
Cupertino, CA 95014

**Canadian Compliance Statement**

This device complies with Industry Canada license-exempt RSS standard(s). Operation is subject to the following two conditions: (1) this device may not cause interference, and (2) this device must accept any interference, including interference that may cause undesired operation of the device.

Cet appareil est conforme aux normes CNR exemptes de licence d'Industrie Canada. Le fonctionnement est soumis aux deux conditions suivantes: (1) cet appareil ne doit pas provoquer d'interférences et (2) cet appareil doit accepter toute interférence, y compris celles susceptibles de provoquer un fonctionnement non souhaité de l'appareil.

**Industry Canada Statement**

CAN ICES-3 (B)/NMB-3(B)

**Europe - EU Declaration of Conformity**

Apple Inc. hereby declares that this device is in compliance with the essential requirements and other relevant provisions of the R&TTE Directive.

A copy of the EU Declaration of Conformity is available at [www.apple.com/euro/compliance](http://www.apple.com/euro/compliance).

Apple's EU representative is Apple Distribution International, Hollyhill Industrial Estate, Cork, Ireland.



**Singapore Wireless Statement**

Complies with  
IDA Standards  
DB00063

**Korean Warning Statements**

B급 기기(가정용 방송통신기자재)  
이 기기는 가정용(B급) 전자파적합기기로서 주로  
가정에서 사용하는 것을 목적으로 하며, 모든  
지역에서 사용할 수 있습니다.

**Lightning 케이블 및 커넥터**

불편이나 부상을 유발할 수 있으므로 Lightning  
케이블을 전원에 연결된 상태로 장시간 피부에 닿지  
않도록 하십시오. Lightning 커넥터 위에 앉거나 누워  
잠들지 않도록 하십시오.

**Japan VCCI Class B Statement**

この装置は、クラスB情報技術装置です。この装置は、家庭環境で使用することを目的としていますが、この装置がラジオやテレビジョン受信機に近接して使用されると、受信障害を引き起こすことがあります。取扱説明書に従って正しい取り扱いをして下さい。VCCI-B

本製品は、EMC準拠の周辺機器およびシステムコンポーネント間にシールドケーブル(イーサネットネットワークケーブルを含む)が使用されている状況で、EMCへの準拠が実証されています。ラジオ、テレビ、およびその他の電子機器への干渉が発生する可能性を低減するため、EMC準拠の周辺機器およびシステムコンポーネント間にシールドケーブルを使用することが重要です。

重要: Apple の許諾を得ることなく本製品に変更または変更を加えると、電磁両立性(EMC)および無線準拠しなくなり、製品を操作するための許諾が取り消されるおそれがあります。

**Taiwan Wireless Warning Statement**

**無線設備の警告聲明**

經型式認證合格之低功率射頻電機，非經許可，公司、商號或使用者均不得擅自變更頻率、加大功率或變更原設計之特性及功能。低功率射頻電機之使用不得影響飛航安全及干擾合法通信；經發現有干擾現象時，應立即停用，並改善至無干擾時方得繼續使用。前項合法通信指依電信法規定作業之無線電通信。低功率射頻電機須忍受合法通信或工業、科學及醫療用電波輻射性電機設備之干擾。

**Apple and the Environment**

At Apple, we recognize our responsibility to minimize the environmental impacts of our operations and products. For more information, go to [www.apple.com/environment](http://www.apple.com/environment).

## Disposal and Recycling Information



The symbol indicates that this product and/or battery should not be disposed of with household waste. When you decide to dispose of this product and/or its battery, do so in accordance with local environmental laws and guidelines. For information about Apple's recycling program, recycling collection points, restricted substances and other environmental initiatives, visit [www.apple.com/environment](http://www.apple.com/environment).

## European Union—Disposal Information



The symbol above means that according to local laws and regulations your product and/or its battery shall be disposed of separately from household waste. When this product reaches its end of life, take it to a collection point designated by local authorities. The separate collection and recycling of your product and/or its battery at the time of disposal will help conserve natural resources and ensure that it is recycled in a manner that protects human health and the environment.

## Union Européenne—informations sur l'élimination

Le symbole ci-dessus signifie que, conformément aux lois et réglementations locales, vous devez jeter votre produit et/ou sa batterie séparément des ordures ménagères. Lorsque ce produit arrive en fin de vie, apportez-le à un point de collecte désigné par les autorités locales. La collecte séparée et le recyclage de votre produit et/ou de sa batterie lors de sa mise au rebut aideront à préserver les ressources naturelles et à s'assurer qu'il est recyclé de manière à protéger la santé humaine et l'environnement.

## Europäische Union—Informationen zur Entsorgung

Das oben aufgeführte Symbol weist darauf hin, dass dieses Produkt und/oder die damit verwendete Batterie den geltenden gesetzlichen Vorschriften entsprechend und vom Hausmüll getrennt entsorgt werden muss. Geben Sie dieses Produkt zur Entsorgung bei einer offiziellen Sammelstelle ab. Durch getrenntes Sammeln und Recycling werden die Rohstoffreserven geschont und es ist sichergestellt, dass beim Recycling des Produkts und/oder der Batterie alle Bestimmungen zum Schutz von Gesundheit und Umwelt eingehalten werden.

Unione Europea—informazioni per lo smaltimento  
Il simbolo qui sopra significa che, in base alle leggi e alle normative locali, il prodotto e/o la sua batteria dovrebbero essere riciclati separatamente dai rifiuti domestici. Quando il prodotto diventa inutilizzabile, portalo nel punto di raccolta stabilito dalle autorità locali. La raccolta separata e il riciclaggio del prodotto e/o della sua batteria al momento dello smaltimento aiutano

a conservare le risorse naturali e assicurano che il riciclaggio avvenga nel rispetto della salute umana e dell'ambiente.

*Per i consumatori italiani:* quando si acquista un nuovo prodotto Apple, è possibile restituire un prodotto elettronico simile presso il punto vendita senza costi aggiuntivi. Nel caso in cui si tratti di dispositivi mobili e piccoli accessori, è possibile restituirli al punto vendita in qualsiasi momento. Per maggiori informazioni, consulta la pagina [www.apple.com/it/recycling](http://www.apple.com/it/recycling).

## EU—Information om kassering

Symbolen ovan betyder att produkten och/eller dess batteri enligt lokala lagar och bestämmelser inte får kastas tillsammans med hushållsavfallet. När produkten har tjänat ut måste den tas till en återvinningsstation som utsetts av lokala myndigheter. Genom att låta den uttjäna produkten och/eller dess batteri tas om hand för återvinning hjälper du till att spara naturresurser och skydda hälsa och miljö.

## Türkiye

Türkiye Cumhuriyeti: AEEE Yönetmeliğine Uygundur.

Apple Teknoloji ve Satış Limited Şirketi  
Büyükdere Caddesi, Levent 199, Kat 22 ve 23, Şişli,  
Medicidyoköy, 34394 İstanbul, Türkiye

## Brasil—Informações sobre descarte e reciclagem



O símbolo acima indica que este produto e/ou sua bateria não devem ser descartadas no lixo doméstico. Quando decidir descartar este produto e/ou sua bateria, faça-o de acordo com as leis e diretrizes ambientais locais. Para informações sobre o programa de reciclagem da Apple, pontos de coleta e telefone de informações, visite [www.apple.com/br/environment](http://www.apple.com/br/environment).

## Información sobre eliminación de residuos y reciclaje



El símbolo indica que este producto y/o su batería no debe desecharse con los residuos domésticos. Cuando decida desechar este producto y/o su batería, hágalo de conformidad con las leyes y directrices ambientales locales. Para obtener información sobre el programa de reciclaje de Apple, puntos de recolección para reciclaje, sustancias restringidas y otras iniciativas ambientales, visite [www.apple.com/mx/environment](http://www.apple.com/mx/environment) o [www.apple.com/la/environment](http://www.apple.com/la/environment).



## 中国


有害物质	零部件	
	电路板	附件
铅 (Pb)	X	X
汞 (Hg)	O	O
镉 (Cd)	O	O
六价铬 (Cr, VI)	O	O
多溴联苯 (PBB)	O	O
多溴二苯醚 (PBDE)	O	O


O: 表示该有害物质在该部件所有均质材料中的含量均在 GB/T 26572-2011 规定的限量要求以下。

X: 表示该有害物质至少在该部件的某一均质材料中的含量超出 GB/T 26572-2011 规定的限量要求。

根据中国电子行业标准 SJ/T 11364-2014 和相关的中国政府法规，本产品及其某些内部或外部组件上可能带有环保使用期限标识。取决于组件和组件制造商，产品及其组件上的使用期限标识可能有所不同。组件上的使用期限标识优先于产品上任何与之相冲突的或不同的环保使用期限标识。







© 2015 Apple Inc. All rights reserved. Apple, the Apple logo, Apple Watch, Lightning, and the Made for iPhone logo are trademarks of Apple Inc., registered in the U.S. and other countries. Printed in XXXX. AM034-01108-A