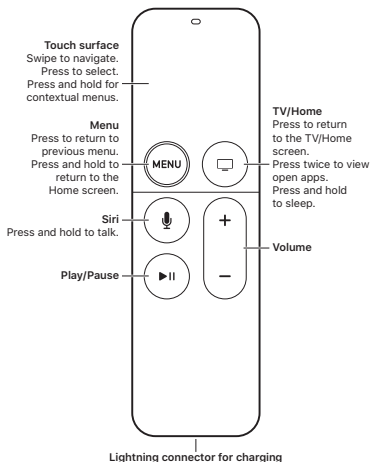


A remote that puts you in control

With Siri, you simply use your voice to find what to watch next. Or use your finger on the Touch surface to interact with Apple TV. Swipe left or right. Or up or down.








Not all features are available in all areas.

To use the Touch surface:

- Swipe left, right, up, or down to navigate Apple TV menus.
- Press to select a menu item, or press and hold to access a contextual menu.
- During playback, do any of the following:
 - Press left to skip backward 10 seconds, or press right to skip forward 10 seconds.
 - Press left and hold to rewind, or press right and hold to fast forward. Release to resume playback.

To use remote buttons:

- Press Menu to return to the previous menu. Press and hold to return to the Home screen.
- Press  to go to the TV/Home screen. Press twice quickly to view open apps, or press and hold to sleep.
- Press and hold  to activate Siri. Hold down the Siri button until you finish speaking.
- Press  to play or pause a TV show, song, slideshow, or movie.
- Press  or  to adjust the volume of your TV or home theater receiver.

Not all features are available in all areas.

For more information, see the Apple TV User Guide at help.apple.com/appletv.

Pair your Siri Remote

You can pair your Siri Remote with only one Apple TV at a time. When you pair a remote, any previously paired remote is automatically unpaired.

Siri Remote works only with Apple TV (4th generation or later).

To pair your remote:


1. Move within 3 to 4 inches (8 to 10 cm) of your Apple TV.
2. Hold down Menu and Volume Up for 2 seconds.

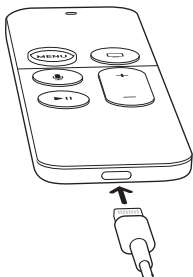
When you've paired your remote, a message appears on Apple TV.

Charge your Siri Remote

A message appears on Apple TV when your Siri Remote needs charging or finishes charging. While it's charging, you can continue to use your Siri Remote with Apple TV.

Use the included Lightning to USB Cable to connect your Siri Remote to either of the following:

- A Mac with a USB 2.0 or 3.0 port , or a PC with a USB 2.0 port
- A USB power adapter (not included)



Learn more

The Apple TV User Guide contains comprehensive and up-to-date information about using your Siri Remote with Apple TV. Go to help.apple.com/appletv. Or download the user guide from the iBooks Store (where available).

For support, go to www.apple.com/support/appletv.

Safety information

Handle your Siri Remote with care. It has sensitive electronic components inside. Your Siri Remote can be damaged if dropped, burned, punctured, or crushed, or if it comes in contact with liquid. Don't use a damaged Siri Remote, as it may cause injury.

Don't open your Siri Remote and don't attempt to repair it yourself. Disassembling the Siri Remote may damage it or may cause injury to you. If your Siri Remote is damaged, malfunctions, or comes in contact with liquid, contact Apple or an Apple Authorized Service Provider. You can find more information about getting service at www.apple.com/support/appletv.

WARNING: Failure to follow these safety instructions could result in fire, electric shock, or other injury or damage to the Siri Remote or other property. Read all safety information before using your Siri Remote.

Battery

Don't attempt to replace the Siri Remote battery yourself—you may damage the battery, which could cause overheating and injury. The lithium-ion battery should be removed by Apple or an authorized service provider, and must be recycled or disposed of separately from household waste. Don't incinerate the battery. For information about battery service and recycling, see www.apple.com/batteries/service-and-recycling.

Regulatory Compliance Information



FCC compliance statement

This device complies with part 15 of the FCC rules. Operation is subject to the following two conditions: (1) This device may not cause harmful interference, and (2) this device must accept any interference received, including interference that may cause undesired operation.

Note: This equipment has been tested and found to comply with the limits for a Class B digital device, pursuant to part 15 of the FCC Rules. These limits are designed to provide reasonable protection against harmful interference in a residential installation.

This equipment generates, uses, and can radiate radio frequency energy and, if not installed and used in accordance with the instructions, may cause harmful interference to radio communications. However, there is no guarantee that interference will not occur in a particular installation.

If this equipment does cause harmful interference to radio or television reception, which can be determined by turning the equipment off and on, the user is encouraged to try to correct the interference by one or more of the following measures:

- Reorient or relocate the receiving antenna.
- Increase the separation between the equipment and receiver.
- Connect the equipment to an outlet on a circuit different from that to which the receiver is connected.
- Consult the dealer or an experienced radio/TV technician for help.

Important: Changes or modifications to this product not authorized by Apple could void the electromagnetic compatibility (EMC) and wireless compliance and negate your authority to operate the product.

This product has demonstrated EMC compliance under conditions that included the use of compliant peripheral devices and shielded cables between system components. It is important that you use compliant peripheral devices and shielded cables between system components to reduce the possibility of causing interference to radios, televisions, and other electronic devices.

Responsible party (contact for FCC matters only):
Apple Inc. Corporate Compliance
1 Infinite Loop, MS 91-1EMC
Cupertino, CA 95014

ISED Canada compliance statement

This device complies with ISED Canada licence-exempt RSS standard(s). Operation is subject to the following two conditions: (1) this device may not cause interference, and (2) this device must accept any interference, including interference that may cause undesired operation of the device.

Le présent appareil est conforme aux CNR d'Industrie Canada applicables aux appareils radio exempts de licence. L'exploitation est autorisée aux deux conditions suivantes : (1) l'appareil ne doit pas produire de brouillage, et (2) l'utilisateur de l'appareil doit accepter tout brouillage radioélectrique subi, même si le brouillage est susceptible d'en compromettre le fonctionnement.

ISED Canada ICES-003 compliance label

Complies with CAN ICES-3 (B)/NMB-3(B).

EU compliance statement

Apple Inc. hereby declares that this wireless device is in compliance with the essential requirements and other relevant provisions of the R&TTE Directive and Radio Equipment Directive 2014/53/EU, as applicable.

A copy of the EU Declaration of Conformity, including device frequency bands and maximum radio-frequency power, is available online at www.apple.com/euro/compliance.

Apple's EU representative is Apple Distribution International, Hollyhill Industrial Estate, Cork, Ireland.

Japan VCCI Class B statement

この装置は、クラスB情報技術装置です。この装置は、家庭環境で使用することを目的としていますが、この装置がラジオやテレビジョン受信機に近接して使用されると、受信障害を引き起こすことがあります。取扱説明書に従って正しい取り扱いをして下さい。VCCI-B

本製品は、EMC準拠の周辺機器およびシステムコンポーネント間にシールドケーブル（イーサネットネットワークケーブルを含む）が使用されている状態で、EMCへの準拠が実証されています。ラジオ、テレビ、およびその他の電子機器への干渉が発生する可能性を低減するため、EMC準拠の周辺機器およびシステムコンポーネント間にシールドケーブルを使用することが重要です。

重要: Apple の許諾を得ることなく本製品に変更または改変を加えると、電磁両立性(EMC)および無線に準拠しなくなり、製品を操作するための許諾が取り消されるおそれがあります。

Apple and the environment

At Apple, we recognize our responsibility to minimize the environmental impacts of our operations and products. For more information, go to www.apple.com/environment.

Disposal and recycling information



This product and/or battery should not be disposed of with household waste. When you decide to dispose of this product and/or its battery, do so in accordance with local environmental laws and guidelines. For information about Apple's recycling program, recycling collection points, restricted substances and other environmental initiatives, visit www.apple.com/environment.

European Union—disposal information

The symbol above means that according to local laws and regulations your product and/or its battery shall be disposed of separately from household waste. When this product reaches its end of life, take it to a collection point designated by local authorities. The separate collection and recycling of your product and/or its battery at the time of disposal will help conserve natural resources and ensure that it is recycled in a manner that protects human health and the environment.

Battery charger system efficiency



Apple and the environment

At Apple, we recognize our responsibility to minimize the environmental impacts of our operations and products. For more information, go to www.apple.com/environment.

