



iPhone User Guide

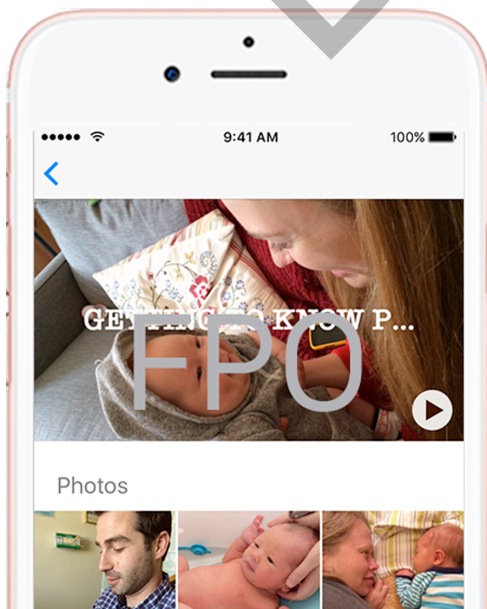
Everything you need to
know about iPhone



Remember when?

Rediscover special moments with Memories


Memories takes photos and videos from special times in your life — that crazy race with your best friend, the backpacking trip through Italy, that blurry first year of your son's life — and turns them into short movies.

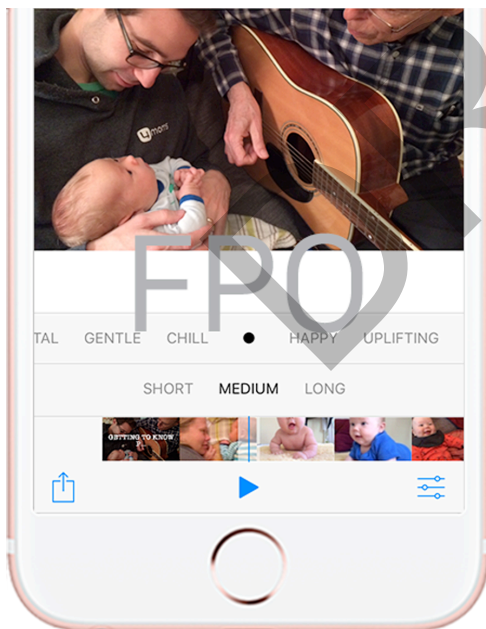
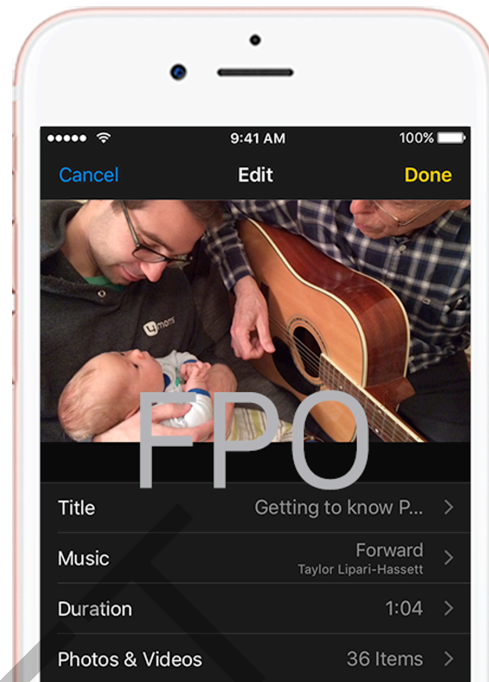


Get started


Tap the Memories tab in the Photos app and choose a memory. Tap ► to play the movie, or scroll down below the movie to see people, places, and other related memories.

Make it perfect

You can add or remove specific photos and videos, change the soundtrack or title, even adjust the length of the movie. Just tap a movie while it's playing, then tap .



Remember together

To share your Memory, tap the movie while it's playing, tap , then email or text the memory to a friend. Or, if you have Apple TV, get everyone together and watch on a big screen. Swipe up from the bottom of your iPhone screen to open Control Center, then tap AirPlay.

Want to learn more? Check out [Memories](#) in Photos.